



MEDIA GUIDE

2018-19

TABLE OF CONTENTS



BE THE THUNDERSM

EXECUTIVE EDITOR EDITORS

Bill Wickett
Brian Breseman,
Trevor van Knotsenburg
Bryan Burns

CONTRIBUTORS

Elisabeth Dichiarà,
Kaitlyn Kaminski,
Colleen Quinn

PHOTOGRAPHY LAYOUT & DESIGN

Getty Images, Scott Audette
Justin Langley

ADMIN STAFF

Executives	4 - 7
Scouting Staff	8 - 9
Coaching Staff	10 - 13
Hockey Operations	14 - 17
Broadcast	17 - 19
NHL Referees & Linesmen	20

2018-19 PLAYER BIOS

2018-19 Player Bios	24 - 92
---------------------	---------

NHL OPPONENTS

NHL Opponents	96 - 155
---------------	----------

2017-18 SEASON IN REVIEW

2017-2018 Stats, Game-by-Game Results	158 - 160
Individual Leaders	160 - 161

HISTORY & RECORDS

Season Records	164 - 165
Special Teams	166
Season Leaders	167
All-Time Records	168 - 169
Last Trade With	170
Records vs. Opponents	171
Overtime/Shootout Register	172 - 173
Overtime History	174
Year by Year Streaks	175
All-Time Hat Tricks	176
All-Time Attendance	177
All-Time Shootouts & Penalty Shots	178 - 179
Best and Worst Record	180
Season Openers and Closers	181 - 183
Year by Year Individual Statistics and Game Results	184 - 231
All-Time Lightning Preseason Results	232
All-Time Personnel History, Awards & Honors	233
All-Time Sweater Numbers	234 - 235
All-Time Draft Selections	236 - 237
All-Time Player Acquisitions & Trades	238 - 246
All-Time Skater Register	246 - 290
All-Time Goaltending Register	261 - 263
Youngest and Oldest Players	263
Lightning and Amalie Arena Firsts	264
Team History	265 - 269
All-Time Individual Record	270 - 272
All-Time Team Records	272 - 278

PLAYOFF HISTORY & RECORDS

All-Time Playoff Scoring	282
Playoff Firsts	283
All-Time Playoff Results	284 - 287
Team Playoff Records	288 - 289
Individual Playoff Records	290 - 291

JEFF VINIK

CHAIRMAN & GOVERNOR



JEFF VINIK purchased the Tampa Bay Lightning on March 3, 2010, promising a comprehensive transformation of the franchise while pledging to make a significant positive impact in the Tampa Bay community, and he has delivered. Upon acquiring the Lightning, Vinik vowed to make the organization “world-class,” creating an unrivaled fan experience while putting together a team of which Tampa Bay sports fans would be proud, on and off the ice.

Fast forward eight years and the Lightning are now recognized nationally as one of the top organizations in North American sports, having appeared in the National Hockey League’s Eastern Conference Final four times (2011, 2015, 2016, 2018), advancing to the Stanley Cup Final in 2015. Off the ice, the Lightning brand has been completely revitalized and transformed, having been lauded by both ESPN as the No. 1 team in professional sports in the media giant’s Ultimate Standings (also ranking in the Top 10 in six of seven years), as well as by the Sports Business Journal as one of five finalists for Sports Team of the Year in 2016. Entering the 2018-19 season, the Lightning have enjoyed 158 consecutive sellout crowds at AMALIE Arena. Vinik now sits as a member of the Executive Committee of the National Hockey League’s Board of Governors.

In executing his plan to bring a world class franchise to life in Tampa Bay, Vinik has invested more than \$60 million in private funding into the publicly-owned AMALIE Arena to create a guest-first facility recognized as one of the finest in the NHL. Additionally, under the umbrellas of the Vinik Family Foundation and the Lightning Foundation, Jeff and his wife Penny have invested more than \$30 million in Tampa Bay area charities through a variety of programs and donations, the most notable being the Lightning Community Heroes program, in which \$50,000 is donated to worthy individuals and their non-profits of choice at each Bolts home game.

On April 11, 2016, the Viniks announced the extension of the Community Heroes program, pledging an additional \$10 million to honor grass roots heroes with \$50,000 for their respective non-profits at each Lightning home game for an additional five seasons.

The Lightning’s success under Vinik has coincided with the emergence of a development company, Strategic Property Partners (SPP), LLC and its plan to develop approximately 60 acres in downtown Tampa’s south core into a new district entitled “Water Street Tampa”. SPP, a partnership between Vinik and Cascade Investment, LLC of Kirkland, Washington, is expecting to deliver approximately \$3 billion in investment to bring Water Street Tampa to life and reinvent the blocks surrounding AMALIE Arena into a walkable, 24-7 live, work, play and stay wellness district. With construction of phase one already underway, the district will eventually include a School of Medicine for the University of South Florida, corporate office buildings, three Marriott hotel properties, residences, retail, restaurants, entertainment and improved infrastructure.

Vinik is also the impetus behind Embarc Collective, an innovation hub opening in downtown Tampa in 2019. Embarc will formally bring together startup companies, venture capitalists, academic resources, and startup-focused partners in a central physical hub to help open opportunities, inspire iteration, push progress and put Tampa Bay on the map as a prime destination for diverse startup talent to make an impact.

Jeff and Penny Vinik continue to personally invest in the community, bringing one-of-a-kind art installations “The Beach,” “Art of the Brick,” and “Love is Calling” to the city of Tampa. The Beach came to AMALIE Arena in 2016 and featured 1.2 million translucent white balls, creating an indoor beach for nearly 100,000 patrons. Art of the Brick, the first exhibit to focus exclusively on the use of LEGO bricks as an art medium, was brought to downtown Tampa in 2017. Love is Calling, an iconic infinity room, made by Kusama, considered the best female artist in the world, will be a featured exhibit at the Tampa Museum of Art for six months during 2018-19.

The Vinik family has also directly contributed to several local non-profits, including the Florida Aquarium, Tampa Museum of Art, the United Way of Suncoast, Metropolitan Ministries and Tampa Preparatory School and Jeff is committed to serve as the Chairman of the American Heart Association’s 2018 Tampa Bay Heart Walk.

In August of 2018, the Viniks helped cut the ribbon on the \$2.5 million Jeff and Penny Vinik Family Winston Park Boys and Girls Club in east Tampa. In 2017, the Viniks donated \$1 million to relief efforts after Hurricane Harvey struck the state of Texas and another \$1 million (through the Lightning Foundation) after Hurricane Irma devastated much of the state of Florida. In September 2017, the University of South Florida’s Muma College of Business renamed its dual-degree sport-focused graduate program the Vinik Sport and Entertainment Program, a result of Jeff and Penny’s support of the University and this field of study.

Penny Vinik is the chair of a community arts initiative which is enabling Tampa Bay-based artists to display their works throughout AMALIE Arena. She is Vice President of the Board of Trustees at Tampa Preparatory School and a board member of Tampa Museum of Art, where she led the search to select its Executive Director.

After growing up in New Jersey and attending high school at Riverdale Country School in New York City, Vinik graduated from Duke University (1981) with a Bachelor of Science degree in Engineering and Economics. He went on to earn his Masters of Business Administration degree from the Harvard Business School, graduating in 1985.

Vinik was awarded Duke University’s Distinguished Young Alumni Award in 1994, and he later served on the Duke University Board of Trustees. In May 2012 the family made a \$10-million donation to Duke to establish a faculty challenge fund that is being used to hire and retain professors who focus on complex societal challenges such as engineering and related areas in energy, global health, brain sciences and the environment.

In addition to his primary business interests in Tampa Bay, Vinik maintains interests in several other entities, including aXiomatic, a Los Angeles-based esports and gaming company of which he is co-executive chairman. Founded in September of 2016, aXiomatic is the majority owner of the Team Liquid franchise, a stalwart esports franchise, which won DOTA2’s The International 2017 and secured back-to-back North American championships in 2018 for League of Legends’ North American League Championship Series.

Jeff and Penny reside in South Tampa and have four children: Danny, Jared, Kyra and Joshua.

STEVE GRIGGS

CHIEF EXECUTIVE OFFICER

STEVE GRIGGS is entering his fourth season as chief executive officer of the Tampa Bay Lightning and AMALIE Arena after being named to the position on July 24, 2015. Prior to being named CEO, he spent one year as team president and four as chief operating officer. Griggs first joined the organization as COO on August 31, 2010. He oversees all of the organization’s business operations, including all concerts and events held at AMALIE Arena. Griggs also serves in the same capacity for Tampa Bay Entertainment Properties, LLC, an entity formed by Jeff Vinik in 2017 which specializes in partnership sales, consulting, marketing and operations in the sports and entertainment industry.

Griggs helped lead the Lightning through a monumental year in 2017-18. While the team skated to success on the ice, falling in Game 7 of the Eastern Conference Final to the eventual Stanley Cup Champions, the organization’s accomplishments off the ice may have exceeded it. The season was highlighted by the celebration of the franchise’s 25th Anniversary, which featured a litany of events, including a season kick-off celebration at Expo Hall, 1992-93 team reunion, 2004 Stanley Cup team reunion, recognition of former Lightning All-Stars, a fan vote of the Top 25 players in franchise history, Bolts/Rays Night and more. Former captain and current vice president Dave Andreychuk was inducted into the Hockey Hall of Fame and subsequently honored at AMALIE Arena during a home game. The Bolts raised their second number to the rafters, honoring former captain Vincent Lecavalier’s No. 4 and placing it next to Marty St. Louis’ No. 26, which was retired the previous season. The Lightning and their partners hosted an extremely successful NHL All-Star Weekend alongside the annual Gasparilla Pirate Fest, which included fan events and concerts across Tampa Bay as well as community events with players and coaches. Tampa Bay’s community hockey department received additional funds from the NHL’s Industry Growth Fund and committed to a hockey hub with 10 outdoor rinks along with an additional 100,000 hockey sticks and balls to be donated throughout the Bay Area. During the summer of 2018, the team also opened a new, state-of-the-art, \$8 million training facility at the Ice Sports Forum in Brandon. Meanwhile, AMALIE Arena had a record-breaking concert year, which featured the likes of Justin Timberlake, Paul McCartney, Bruno Mars and more. Arena staff also managed the art installation, The Art of the Brick, a LEGO art display lauded by critics, media and fans alike, for the Vinik Family Foundation. The Lightning and AMALIE Arena also negotiated a lease extension and funding agreement with Hillsborough County.

During Griggs’ tenure with the Lightning, the organization has risen to unprecedented heights, as evidenced by the team selling out 158 consecutive games entering the 2018-19 season. In addition, the team and broadcast partner FOX Sports Sun set all-time viewership records during 2017-18, seeing a 20 percent increase year-over-year. Prior to Griggs’ arrival, the Lightning played to 83 percent capacity or less for two consecutive seasons before seeing a major turnaround at the gate and a major brand renaissance. With the significant increase in attendance and overall brand awareness, the team has in turn seen increases in revenues and profitability. Under Griggs’ guidance, the Bolts also have seen a significant boost in corporate partnerships as well as higher renewal and activation rates, adding best-in-brand organizations like Southwest Airlines, Publix and Hard Rock Hotel & Casino to an already robust list of partners during the 2017-18 season. The Lightning have posted season ticket renewal rates of more than 90 percent this year and nearly tripled the base since the 2009-10 season, totaling more than 15,000 season ticket memberships, while luxury suites and loge boxes are sold out for the third consecutive season.

Griggs was instrumental in generating the team’s “Be the Thunder” campaign that has galvanized the fan base and served as a rallying cry to fans both at the games and in the community. “Be the Thunder” enters its eighth consecutive season in 2018-19, further demonstrating its staying power and paying tribute to the Lightning’s passionate fan base, making them part of the team. Griggs continues to play a significant role in the vast improvements being made each year to AMALIE Arena. Over



the past six years, the team has invested more than \$80 million in renovations to the arena with more scheduled, continuing to create a world class experience of fans, season ticket members and corporate partners. Under Griggs’ guidance, the Lightning were ranked No. 1 in ESPN’s “Ultimate Standings” in September 2016. Prior to taking home the top honors, the Lightning were ranked in the Top 10 in 2011, 2012, 2014 and 2015. The accolades didn’t end there as Tampa Bay was named a finalist for the Sports Business Journal’s Sports Team of the Year in 2016, the only NHL team to do so. The organization has also been recognized for its corporate culture, being named to the Tampa Bay Times’ Top 100 Best Places to Work in each of the previous four years.

Most recently, Griggs played a pivotal role in the formation of Tampa Bay Entertainment Properties, LLC (TBEP) and its groundbreaking agreement with the University of South Florida on a 10-year multimedia rights partnership and facility management of the USF Sun Dome. The agreement grants TBEP the exclusive rights to all commercial multimedia sports marketing, sponsorship, and respective inventory possessed by USF Athletics. On June 10, 2018, TBEP announced a new multi-year agreement to rename the Sun Dome to the Yuengling Center, partnering with D.G. Yuengling & Son, America’s Oldest Brewery, who has maintained a facility near the university since 1999. In 2018, TBEP also launched The Identity Tampa Bay, an on-demand digital network that will offer local lifestyle, entertainment and sports content in multiple forms, including a newsletter, digital media and streaming services.

Before coming to Tampa Bay, Griggs spent nearly three years serving as executive vice president of sales and marketing for the Orlando Magic. During his time in Orlando, Griggs oversaw the Magic’s corporate partnerships, premium sales and services, season ticket services and operations, brand management, event presentation and ticket sales departments. Griggs also directed strategic sales and marketing efforts for the new Amway Center, which opened in October 2010.

Prior to joining the Magic, Griggs served for seven years as the vice president of sales and service for the Minnesota Wild of the National Hockey League and their parent company, Minnesota Sports & Entertainment (MSE). In Minnesota, Griggs’ responsibilities included overseeing all Wild and MSE ticket sales and service, corporate sales and service, suite sales and service, retail operations as well as group and event suite sales. The Aurora, Ontario native also worked for Maple Leaf Sports & Entertainment (MLSE), the NBA’s Toronto Raptors (1994-99) and the NHL’s Toronto Maple Leafs (1998-99) as the director of ticket sales and service, where he led the sales and relocation efforts from historic Maple Leaf Gardens into Air Canada Centre in Toronto.

Griggs and his wife, Janell, have a daughter, Maddie, and a son, Jack.

JULIEN BRISEBOIS

VICE PRESIDENT & GENERAL MANAGER, ALTERNATE GOVERNOR

JULIEN BRISEBOIS was named the seventh general manager in franchise history on September 11, 2018. He is responsible for all Lightning hockey operations, including the coaching and scouting staffs, player procurement and development, as well as minor league affiliations and operations. Also serving as alternate governor, he reports directly to chairman and governor Jeff Vinik.

Prior to being promoted to that position, BriseBois spent eight seasons as assistant general manager under Steve Yzerman. In that position BriseBois assisted in all aspects of player personnel decisions, player development, analytics, contract preparation and negotiation, collective bargaining agreement interpretation and compliance, as well as salary arbitration for the Lightning and the Syracuse Crunch of the American Hockey League, for whom he also served as general manager. In that role BriseBois was also part of the AHL's competition committee and served as the chairman of the AHL Player Development Committee.

As general manager of the Lightning's top affiliate, the Syracuse Crunch, and the Norfolk Admirals before that, BriseBois has been the architect of teams that reached the Calder Cup Final on three occasions during his tenure, including most recently in 2017 with the Crunch, and won the AHL's championship in 2012 with Norfolk. Syracuse's recent success is evidenced by the team qualifying for the postseason in three of the previous four seasons. With the Lightning's emphasis on drafting and development, the Crunch play an integral role in Tampa Bay's success. During BriseBois' tenure overseeing the Lightning's top minor league affiliate, they have produced two AHL most valuable players, two defensemen of the year and have graduated numerous key players, including numerous players on the current Lightning roster that has reached the Eastern Conference Final in three of the previous four seasons, including an appearance in the 2015 Stanley Cup Final. That list also includes head coach Jon Cooper, who coached for both the Admirals and Crunch, and assistant coach Jeff Halpern, who served in the same role with the Crunch. During the 2011-12 season, BriseBois' Norfolk Admirals set a professional sports record with a 28-game winning streak that propelled Norfolk to the AHL's best regular season record. The team's regular season success continued in the playoffs as the Admirals went on to win the organization's first Calder Cup, the first championship by a Lightning AHL affiliate. BriseBois was instrumental in helping build the organization's depth with signings that proved instrumental to both the Lightning and the Admirals, demonstrated by nine players being recalled to Tampa Bay during that season. In 2010-11 the Hockey News recognized BriseBois as the top hockey executive under 40 years of age in their "Top 40 Under 40" listing.




Prior to coming to Tampa Bay, BriseBois, 41, spent nine seasons with the Montreal Canadiens after joining the organization on September 1, 2001 as director of legal affairs. In July of 2003 he added director of hockey operations to his duties before being named vice president of hockey operations on July 24, 2006. In this capacity, BriseBois oversaw the Canadiens' AHL affiliate, the Hamilton Bulldogs. The Bulldogs went on to win the 2007 Calder Cup during the first season under BriseBois' direction. On August 23, 2007 BriseBois was named the general manager of the Hamilton Bulldogs, making him the youngest in the AHL at the time. During that time he retained his position with the Canadiens.

A native of Greenfield Park, Quebec, BriseBois was employed by the Heenan Blaikie law firm before joining the Canadiens. During that time he worked in the field of sports law, where he represented several NHL and Major League Baseball clubs in arbitration cases as well as acting as an advisor in contract negotiations. BriseBois also participated in the reform of the Constitution and By-Laws of the Quebec Major Junior Hockey League.

BriseBois is a graduate of the University of Montreal Faculty Of Law and earned a Master's degree in business administration from the John Molson School of Business at Concordia University. He is a member of the Quebec Bar, the American Bar Association and the Sports Lawyers Association.

STEVE YZERMAN

SENIOR ADVISOR TO THE GENERAL MANAGER



STEVE YZERMAN was named senior advisor to the general manager on September 11, 2018 and will begin his ninth season with the Lightning in 2018-19. Yzerman will report directly to general manager Julien BriseBois and will assist with all Lightning hockey operations decisions, including the coaching and scouting staffs, player procurement and development, as well as minor league affiliations and operations.

He was originally hired by the Lightning as vice president and general manager on May 25, 2010, making him the sixth GM in franchise history. He also served as alternate governor and reported directly to chairman and governor Jeff Vinik for the first eight years.

Yzerman was meticulous in his approach to running the Lightning's hockey operations department as general manager, with an emphasis on drafting and development. He helped lead Tampa Bay to the Eastern Conference Final in three of the previous four seasons, four times total during his tenure, as well as a trip to the 2015 Stanley Cup Final. Yzerman remained methodical in the process and refused to sacrifice sustained, long-term success for the sake of short-term goals. Instead he focused on the

draft and cultivating the team's young talent. That approach paid off as home-grown players such as Tyler Johnson, Ondrej Palat, Brayden Point, Nikita Kucherov, Alex Killorn, Andrei Vasilevskiy, Anthony Cirelli and others knocking on the door to the NHL now forming part of the team's young nucleus that has Tampa Bay poised for sustained success.

During the summer of 2018, Yzerman spent time focusing on internal needs. He started by signing defenseman Ryan McDonagh, acquired at the 2018 trade deadline, to a seven-year contract extension, keeping the former New York Rangers captain in Tampa Bay long-term. Yzerman then turned his attention to forward Nikita Kucherov, whose contract was set to expire during the summer of 2019, inking the skilled forward to an eight-year pact that runs through the 2026-27 season. In the meantime, Yzerman and his staff were also able to re-sign all the Lightning's restricted free agents, maintaining the organization's depth moving into the 2018-19 campaign and retaining the core of the roster that earned the best record in the Eastern Conference for the second time in franchise history in 2017-18.

Under Yzerman's guidance the Lightning accumulated a 192-108-28 record over the previous four seasons. The team's 192 wins are the fourth-highest total in the league during that time frame. Tampa Bay is the only team in the NHL to reach the Conference Finals in four of the previous eight seasons dating back to the 2011 Stanley Cup Playoffs. Since 2011, the Lightning have played in 82 playoff games, the sixth-most in the NHL, while their 47 wins during that span rank tied for fourth. Their 60 playoff games played since 2015 rank third in the league, while their 36 wins are tied for second.

Prior to joining the Lightning, Yzerman, 53, spent four seasons as vice president with the Detroit Red Wings. During that time he worked closely with general manager Ken Holland, senior vice president Jim Devellano and then-assistant general manager Jim Nill on evaluating talent at both the professional and amateur levels. Yzerman is a four-time Stanley Cup Champion, winning three as a player (1997, 1998 and 2002) and another as a member of Detroit's management team (2008). Overall he spent 27 seasons with the franchise. He was inducted into the Hockey Hall of Fame in 2009, his first year of eligibility.

After retiring from the game, Yzerman became an integral part of Hockey Canada's management team. He served as general manager for Canada at the 2007 and 2008 IIHF World Championships, bringing home gold and silver, respectively. He returned to the post at the 2013 tournament in Stockholm, Sweden and Helsinki, Finland. He then led Hockey Canada to a magical moment when his team defeated the United States in overtime to win the Gold Medal on home ice at the 2010 Winter Olympics in Vancouver, where he served as executive director. He held the same position for the 2014 games in Sochi, Russia with a similar result, as Team Canada again took Gold. Yzerman also won an Olympic Gold Medal as a player with Canada in 2002.

PAT VERBEEK

ASSISTANT GENERAL MANAGER, DIRECTOR OF PLAYER PERSONNEL



NHL veteran **PAT VERBEEK** enters his ninth season with the Tampa Bay Lightning, his eighth as assistant general manager. He was hired by the Lightning as director of professional scouting on June 8, 2010 and then named assistant general manager on July 1, 2011. Verbeek oversees all of the team's professional scouting operations, aids in player procurement and reports directly to the general manager.

Before joining the Lightning, Verbeek, 54, spent four seasons as a pro scout with the Detroit Red Wings, assisting the management staff as the organization both built from within and made key acquisitions from outside to build a deep and talented roster. He scouted select teams at both the NHL and AHL levels, providing key information to the Detroit coaching and management staffs regarding potential trades and free agent acquisitions.

A native of Sarnia, Ontario, Verbeek played for five different teams during a 20-year NHL career. He appeared in 1,424 games with the New Jersey Devils, Hartford Whalers, New York Rangers, Dallas Stars and Red Wings, compiling 522 goals and 1,063 points. He is the only player in NHL history to total more than 500 goals and 2,500 career penalty minutes. Verbeek also won the Stanley Cup with Dallas in 1999.

Verbeek recently served as director of player personnel for Team North America at the 2016 World Cup of Hockey. During the summer of 2015, Verbeek served on the management team for Hockey Canada at the IIHF World Championships in the Czech Republic. Canada won the Gold Medal in dominating fashion, with a 6-1 win over Russia in the title game. It was Verbeek's first time on a Team Canada management team.

Verbeek was originally drafted by New Jersey in the third round, 43rd overall, of the 1982 NHL Entry Draft.

STACY ROEST

DIRECTOR OF PLAYER DEVELOPMENT



NHL veteran **STACY ROEST** was named director of player development on July 1, 2013 and enters his seventh season in 2018-19.

Roest, 44, works specifically with individual players in the Tampa Bay system on all aspects of the game, both on and off the ice. He also helps plan and run the team's prospect and development camps during the offseason. Roest follows Lightning prospects and keeps track of their progress with their collegiate, junior and minor league teams.

The Lethbridge, Alberta native played in 244 career NHL games with the Detroit Red Wings and Minnesota Wild. He finished his NHL career, posting 28 goals and 76 points. Roest also skated in 309 career American Hockey League games, collecting 99 goals and 286 points. He finished his career playing for the Rapperswil-Jona Lakers, in Switzerland's top league, from

the 2003-04 season until he retired in 2012. Roest also represented Canada at the Spengler Cup seven times during his career, captaining the team twice.

AL MURRAY

DIRECTOR OF AMATEUR SCOUTING



AL MURRAY enters his ninth season with the Lightning after being named to the position of director of amateur scouting on August 16, 2010. Murray oversees all amateur scouting operations, runs the draft and reports directly to the general manager.

Before coming to Tampa Bay, Murray served with Hockey Canada for three years as head scout of men's national teams. During his time with Hockey Canada, he was responsible for all player evaluations and selections for National Junior Team as well as the National Men's Under-18 Team. He also worked with regional under-17 programs. Murray won the Gold Medal at both the 2008 and 2009 World Junior Championships, and won gold at the 2008 World Under-18 Championship. He won championships with the National Men's Summer Under-18 Team at the 2008, 2009 and 2010 Ivan Hlinka Memorial Tournaments.

Prior to joining Hockey Canada, Murray spent 12 years with the Los Angeles Kings, serving as director of amateur scouting. In that position he was responsible for the team's amateur scouting operation, including scheduling, assignments, evaluation of talent and development of the final list of players leading up to the NHL Entry Draft. Before Murray was named to that position he spent six years as the Kings' western scouting coordinator.

Murray served as head coach of the University of Regina's men's hockey team from 1985-88. Before that he served as the development coordinator for the Ottawa District Hockey Association, one of Hockey Canada's 13 branches. Murray also spent time as the head coach of the Kemptville 73s (Junior B) and Ottawa Senators (Junior A). He also won a bronze medal as an assistant coach with the University of Ottawa men's team at the 1981 CIAU championship.

JAMIE PUSHOR

DIRECTOR OF PROFESSIONAL SCOUTING



NHL veteran **JAMIE PUSHOR** enters his eighth season with the Tampa Bay Lightning and his first as the Director of Professional Scouting. He was hired as a professional scout by the Lightning in August 2011. Pushor oversees all of the team's professional scouting assignments and staff.

Prior to joining the Lightning, Pushor, 45, played 14 professional seasons, including 521 career NHL games and 404 American Hockey League contests. He played 11 seasons in the NHL with the Detroit Red Wings, Anaheim Ducks, Dallas Stars, Columbus Blue Jackets, Pittsburgh Penguins and New York Rangers. He won the Stanley Cup as a member of the Red Wings during the 1997 Stanley Cup Playoffs. Pushor was drafted by the Red Wings 32nd overall at the 1991 NHL Draft.

DARRYL PLANDOWSKI

HEAD AMATEUR SCOUT



Scouting veteran **DARRYL PLANDOWSKI** enters his 11th season as head amateur scout. He aids in managing the team's amateur scouting staff and aids in draft preparation and execution.

Before joining the Lightning, he spent two seasons as an amateur scout for the Pittsburgh Penguins. Prior to that, he served eight years in the same capacity for the Buffalo Sabres. Before entering the NHL, Plandowski spent four seasons as a scout for the Seattle Thunderbirds of the Western Hockey League and two seasons as an assistant coach.

Plandowski played college hockey at Northern Michigan University from 1987 until 1991, recording 53 goals and 131 career points in 166 career games.

SCOUTING STAFF

Mikael Andersson	European Scout	Gerry O' Flaherty	Professional Scout
Mike Angelidis	Professional Scout	Brian Putnam	Amateur Scout
John Burkart	Amateur Scout	John Rosso	Amateur Scout
Michel Boucher	Amateur Scout	Anton Routa	European Scout
Tony Hrkac	Professional Scout	Brad Whelen	Amateur Scout
Kari Kettunen	European Scout	Yuri Yanchenkov	European Scout
Rob Kitamura	Amateur Scout	Chris Yzerman	Professional Scout

JON COOPER

HEAD COACH, TAMPA BAY LIGHTNING



JON COOPER was named the eighth head coach in Lightning franchise history on March 25, 2013. He made his NHL coaching debut at AMALIE Arena on March 29, 2013 in a 5-4 shootout victory against the New Jersey Devils. In a little more than five seasons as the Lightning's bench boss, Cooper has amassed a 242-143-40 record - his .616 winning percentage is the highest in franchise history - while guiding the Bolts to three of the previous four Eastern Conference Finals or better, including the 2015 Stanley Cup Final. Cooper earned his 100th career NHL victory on April 11, 2015, making him the fifth-fastest coach among those who debuted in the league since 2000 to reach that mark. In 2014, he was named a finalist for the Jack Adams Award, given annually to the NHL's top coach. Cooper joined the Lightning after spending three seasons behind the bench of Tampa Bay's top minor league affiliates, the Norfolk Admirals (2010-12) and the Syracuse Crunch (2012-13), compiling a 133-62-26 (.661) record in 221 AHL games.

During the five full seasons with Cooper behind the bench (2013-18), the Lightning have enjoyed consistent success on the ice, averaging more than 100 points per campaign. Tampa Bay's 242 wins since Cooper's hiring are the sixth-most in the entire NHL during that span. They have also been one of the league's best offensive teams during that time, ranking third in the NHL with 1,277 goals. The Lightning have also played in more Stanley Cup Playoff games since 2013 than all teams but four (PIT, NYR, CHI, ANA). Their 25 playoff wins during that time are also the fifth-most in the league, and Tampa Bay's 36 wins since the 2015 playoffs are the second-most (PIT). In addition, the Bolts are the only team in the NHL to appear in three of the previous four conference finals.

Cooper and the Bolts continued to build on their successes in 2017-18, earning the Eastern Conference's best record of 54-23-5. Along the way, Tampa Bay set franchise records for wins (54), road wins (25), points (113), road points (53), goals (290), home goals (145) and road goals (145). The Lightning led the NHL for wins and goals for, while also having the league's third-best power play with a 23.9 conversion percentage. Once again the Bolts' regular season success help propel the team to the Eastern Conference Final, but they fell in Game 7 to the eventual Stanley Cup Champion for the second time during Cooper's tenure.

Prior to being named the bench boss of the Lightning, Cooper was awarded the Louis A.R. Pieri Memorial Award as the AHL's top coach in 2012 after guiding the Admirals to the Calder Cup Championship. In two years in Norfolk, he led the Admirals to a 94-44-18 regular season record and a 17-7 mark in the playoffs. In 2011-12, the Cooper-led Admirals set franchise records with 55 wins and 113 points en route to the organization's first Championship, and the first for a Lightning affiliate. Along the way, Cooper and his team set a North American professional sports record, winning a remarkable 28 consecutive games. That season Norfolk earned the Macgregor Kilpatrick Trophy as the AHL's regular season points champion, while also capturing the league's East Division title.

Before joining the AHL ranks, Cooper also found success in junior hockey. He is the only coach to win a national championship in all three tiers of junior hockey in the United States. Before joining the Admirals, he coached the USHL's (Tier I) Green Bay Gamblers, posting an 84-27-9 record in two seasons. Under Cooper's guidance the Gamblers posted back-to-back seasons with the best record in the USHL and won the 2010 Clark Cup. In 2008-09, Cooper's first season, Green Bay saw a 50-point increase from the previous year, setting a USHL record for largest single-season improvement. He was rewarded with the 2009 and 2010 USHL General Manager of the Year Awards, as well as being named the 2010 USHL Coach of the Year. Cooper also won championships with the St. Louis Bandits of the NAHL (Tier II) in 2007 & 2008 while being named the league's Coach of the Year in 2005 and 2008. Cooper also guided the Metro Jets to the NA3HL (Tier III) national championship in 2002.

A native of Prince George, British Columbia, Cooper played high school hockey at Notre Dame in Wilcox, Saskatchewan. He then moved on to Hofstra University, where he obtained his bachelor's degree in business administration. While at Hofstra he was a four-year letter-winner with the men's Division I lacrosse team while also playing one year on the school's club hockey team. He then went on to earn a law degree from Thomas M. Cooley Law School (now Western Michigan University Cooley Law School) in Lansing, Michigan, where he practiced until 2003 when he closed his practice to pursue a career in coaching.

Cooper is active with a number of charitable causes. Among others, he continually participates in the battle against pediatric cancer and holds an annual event called Coop's Catch for Kids, a charity fishing derby which benefits local childhood cancer research and care organizations.

JON COOPER'S HEAD COACHING RECORD

SEASON	TEAM	LEAGUE	GP	W	L	OTL	PCT	RESULT
2003-04	TEXARKANA	NAHL	56	30	24	2	0.554	LOST IN FIRST ROUND
2004-05	TEXARKANA	NAHL	56	36	15	5	0.688	LOST IN SECOND ROUND
2005-06	TEXARKANA	NAHL	58	42	12	4	0.759	LOST IN SECOND ROUND
2006-07	ST. LOUIS BANDITS	NAHL	62	43	14	5	0.734	WON ROBERTSON CUP
2007-08	ST. LOUIS BANDITS	NAHL	58	47	9	2	0.828	WON ROBERTSON CUP
2008-09	GREEN BAY GAMBLERS	USHL	60	39	17	4	0.683	LOST IN SECOND ROUND
2009-10	GREEN BAY GAMBLERS	USHL	60	45	10	5	0.792	WON CLARK CUP
2010-11	NORFOLK ADMIRALS	AHL	80	39	26	15	0.581	LOST IN FIRST ROUND
2011-12	NORFOLK ADMIRALS	AHL	76	55	18	3	0.743	WON CALDER CUP
2012-13	SYRACUSE CRUNCH	AHL	65	39	18	8	0.662	**PROMOTED TO NHL
2012-13*	TAMPA BAY LIGHTNING	NHL	15	4	8	3	0.367	OUT OF PLAYOFFS
2013-14	TAMPA BAY LIGHTNING	NHL	82	46	27	9	0.616	CONFERENCE QTR-FINAL
2014-15	TAMPA BAY LIGHTNING	NHL	82	50	24	8	0.659	STANLEY CUP FINAL
2015-16	TAMPA BAY LIGHTNING	NHL	82	46	31	5	0.591	CONFERENCE FINAL
2016-17	TAMPA BAY LIGHTNING	NHL	82	42	30	10	0.573	OUT OF PLAYOFFS
2017-18	TAMPA BAY LIGHTNING	NHL	82	54	23	5	0.689	CONFERENCE FINAL
NHL TOTALS			425	242	143	40	0.616	

* Hired on March 25, 2013 but did not appear behind the bench until March 29. Assistant coaches Dan Lacroix, Martin Raymond and Steve Thomas worked a 3-2 loss at Winnipeg on March 24. Lacroix and Thomas worked a 2-1 win vs. Buffalo on March 26.

** Promoted to Tampa Bay on March 25, 2013 and did not finish the season with Syracuse.

TODD RICHARDS

ASSISTANT COACH



TODD RICHARDS was hired to serve as assistant coach on Jon Cooper's staff on June 6, 2016.

Richards, 51, brings more than 400 career games of NHL head coaching experience to the coaching staff in Tampa Bay. He's compiled a career record of 204-183-37 during seven seasons as a bench boss, including five seasons with the Columbus Blue Jackets and two with the Minnesota Wild. Richards most recently served as head coach of the Blue Jackets, registering a record of 127-112-21 over five seasons, including back-to-back 40-win seasons in 2013-14 and 2014-15. He is the winningest coach in Columbus history and was the franchise's first coach to record three consecutive winning seasons.

Prior to joining the Blue Jackets, Richards was the Wild's second head coach in franchise history and guided Minnesota to two consecutive winning seasons. His coaching career in the NHL started as an assistant with the San Jose Sharks during the 2008-09 season, helping the Sharks capture the President's Trophy with an NHL-best record of 53-18-11.

Richards served as head coach of the Wilkes-Barre/Scranton Penguins for the 2006-07 and 2007-08 seasons. In two seasons with the Penguins, he compiled a record of 98-49-13 which included a trip to the Calder Cup Final in 2008. He also coached the PlanetUSA team at the 2007 AHL All-Star Classic in Toronto.

The Crystal, Minnesota native led Team USA to a bronze medal as head coach at the 2015 IIHF World Championships in the Czech Republic and also served as an assistant coach for Team USA at the 2014 Olympic Games in Sochi, Russia.

Richards was drafted by the Montreal Canadiens with their third selection, 33rd overall, at the 1985 NHL Entry Draft. He made his NHL debut in 1990 and skated in eight career NHL games, posting four assists and four penalty minutes.

JEFF HALPERN

ASSISTANT COACH



JEFF HALPERN enters his first season as assistant coach with the Lightning. He was named to the position on June 22, 2018.

Halpern, 42, first joined the Lightning organization for the 2015-16 season as the team's player development coach. He worked closely with the organization's prospects in Syracuse to assist with individual development. Halpern was hired as a full time assistant coach with the Crunch on June 27, 2016, working alongside head coach Benoit Groulx. He spent two seasons behind the bench for Syracuse, playing an integral role in the team's second run to the Calder Cup Finals in 2017.

A native of Washington, D.C., Halpern played in 976 NHL games, including 126 with the Lightning from 2007 to 2010. During his 14 seasons in the NHL, he recorded 152 goals and 221 assists. Along with Tampa Bay, he spent time with the Washington Capitals, Dallas Stars, Los Angeles Kings, Montreal Canadiens and New York Rangers before finishing his playing career with the Phoenix Coyotes in 2014.

DEREK LALONDE

ASSISTANT COACH



DEREK LALONDE enters his first season as assistant coach with the Lightning. He was named to the position on July 12, 2018.

Lalonde, a native of Brasher Falls, New York, spent the previous two seasons as head coach of the Iowa Wild of the American Hockey League, top affiliate of the NHL's Minnesota Wild. During his tenure in Des Moines, he posted a 69-58-17-8 record, becoming the first coach in Iowa Wild history to record a winning season with 36-31-7-2 during his first campaign in 2016-17. Under his leadership the Wild posted team records for wins, home wins, road wins, fewest losses and total points in a season. Prior to joining the Wild organization, Lalonde spent two seasons as head coach of the ECHL's Toledo Walleye. He helped Toledo to a 97-35-7-5 record over that time, resulting in back-to-back playoff appearances. During his first season in 2014-15, Lalonde led the Walleye to a 50-15-5-2 record, claiming the Brabham Cup

as the ECHL's regular season champions. The Walleye lost in Game 7 of the Eastern Conference Finals. In recognition of his success, Lalonde was named the ECHL's Coach of the Year after orchestrating a 58-point improvement from the previous season, the largest in ECHL history. During his second year in Toledo the Walleye posted a record of 47-20-2-3, finishing with the team's second consecutive regular season title.

Before joining the Walleye, Lalonde served as the head coach of the USHL's Green Bay Gamblers for three seasons, registering a record of 114-56-8-6. In 2011-12 he led the Gamblers to a 47-9-2-2 record and the organization's fourth Clark Cup Championship, leading to him being named the USHL's Coach of the Year. Lightning head coach Jon Cooper also previously served as head coach of the Gamblers (2008-2010), winning the Clark Cup in 2010.

Lalonde, 45, served as an assistant coach at the University of Denver from 2006-2011, helping the Pioneers to a 122-63-19 record and two WCHA Championships in 2008 and 2010, as well as four consecutive NCAA Tournament appearances. He began his collegiate coaching career as an assistant at Ferris State University from 2003-2006. Lalonde graduated from Cortland State, where he also played goaltender, with a B.S.E. in physical education and later earned a M.A. in education administration from the Massachusetts College of Liberal Arts.

FRANTZ JEAN

GOALTENDING COACH



The Lightning named **FRANTZ JEAN** as goaltending coach on September 7, 2010. Currently entering his ninth season, he works with and develops all goaltenders in the organization. Jean has been involved in coaching for nearly 30 years.

During his tenure with the Lightning, Jean helped guide the organization's goaltenders to the 2018 Eastern Conference Final, 2016 Eastern Conference Final, 2015 Stanley Cup Final, 2014 NHL Conference Quarterfinal, 2013 Calder Cup Final (AHL), 2012 Calder and Kelly Cup (ECHL) Championships as well as the 2011 NHL Eastern Conference Final. He has been instrumental in aiding the transition of Russian phenom Andrei Vasilevskiy to the North American style of play. The 24-year-old excelled in his first full season as the Lightning's No. 1 netminder, being named to the NHL All-Star Game and as a finalist for the Vezina Trophy, awarded annual to the league's top netminder. He also helped the Lightning to the Eastern Conference Final,

falling one game short of the team's third trip to the Stanley Cup Final. Vasilevskiy also represented Russia internationally at the 2017 World Championships and was named the tournament top goaltender after going 6-2 with a 1.72 goals-against average and a .936 save percentage with three shutouts.

During his time in Tampa Bay, Jean has helped produce two Vezina Trophy finalists with Ben Bishop, recognized twice during his time with Tampa Bay, joining Vasilevskiy. Bishop was also named to the 2016 NHL All-Star Game and became the franchise's all-time leader in numerous goaltending statistical categories.

Prior to joining Tampa Bay, Jean spent 12 years with the Moncton Wildcats of the QMJHL. During Jean's time with the Wildcats, the team won two league championships (2005-06, 2009-10) and allowed the least number of goals in a season on four occasions. Under his mentorship, Wildcats goalies have earned league MVP, defensive player of the year, goaltender of the year, first and second team All-Star team awards and several league goaltending records. Jean was also a member of the coaching staff on the 2009 and 2010 Hockey Canada Under 18 teams that won gold medals at the Ivan Hlinka international tournament.

Jean played major junior hockey with St. Hyacinthe and Victoriaville of the QMJHL, and after a tryout with the Montreal Canadiens in 1991, earned a scholarship to the Université de Moncton where he played for four and a half seasons with les Aigles Bleus, winning the 1994-95 national championship and being named to the 1992-93 AUAA First All-Star Team. Jean was also a member of Hockey Canada's National Goaltending Consultants Team from 2006-11.

NIGEL KIRWAN

VIDEO COACH



Video coach **NIGEL KIRWAN** is an original member of the Lightning organization. He is responsible for breakdown of pre-scout and game film, formulation of scouting reports on opposing clubs and the creation of highlight and specialty film for use by the Lightning coaches and players. Additionally, Kirwan previously coached Lightning prospects during team rookie and development camps.

Kirwan coached amateur hockey at various levels in both Canada and the United States for 17 years, he is very active in youth hockey camps and clinics, including Tampa Bay's "Lightning Made" youth camps. He also served as the video coach for Team USA at the 2009 and 2008 World Championships in Switzerland and Canada, respectively. Kirwan also joined Team USA for the 2016 World Cup.

A native of Winnipeg, Manitoba, Kirwan attended the University of Western Ontario and the University of Tampa. He started with the Lightning as a member of the front office staff for four years before then-coach Terry Crisp hired him prior the start of the 1996-97 season.

BRIAN GARLOCK

VIDEO COORDINATOR



BRIAN GARLOCK enters his sixth season as video coordinator with the Lightning in 2018-19 after spending three years under head coach Jon Cooper at both the Syracuse Crunch and Norfolk Admirals of the American Hockey League. He aids the staff in video scouting, game planning and preparation.

Garlock previously worked with the Green Bay Gamblers of the USHL and the St. Louis Bandits of the NAHL as an assistant coach, where he also worked under Cooper. Garlock hails from Big Rapids, Michigan, where he played on the Big Rapids High School Varsity Ice Hockey Team for four years.

MARK LAMBERT

DIRECTOR OF HIGH PERFORMANCE AND STRENGTH COACH



MARK LAMBERT enters his eighth season with the Lightning, his first as director of high performance and strength coach after previous serving as strength and conditioning coach.

An industry veteran of more than 20 years, Lambert has worked with hundreds of athletes ranging from amateur ranks to the professional tiers as well. With the Lightning, Lambert is responsible for overseeing all planning for in- and off-season player workout regimens to optimize performance and increase player physicality.

Prior to joining Tampa Bay, Lambert served as the head strength coach at Axxeleration Inc., an organization that specializes in enhancing the performance level of both collegiate and professional athletes while simultaneously minimizing the risk of injury through testing muscular power, strength, strength ratios, body composition and muscle fiber dominance. No stranger to the game of hockey, Lambert previously worked at various levels ranging from the CHL, college and midget hockey.

A frequent author of numerous fitness-related periodical articles, Lambert also delivers numerous lectures on nutrition and topics regarding personal health.

DR. IRA GUTTENTAG

MEDICAL DIRECTOR



A leader in the area of Sports Medicine and Knee and Shoulder reconstruction, **DR. IRA GUTTENTAG** is entering his 17th year as medical director for the Lightning. With extensive surgical experience, Dr. Guttentag utilizes the latest technology in treating sports injuries and degenerative arthritis of the knee and shoulder in athletes of all ages and levels.

A graduate of the University of South Florida College of Medicine, Dr. Guttentag completed his orthopedic training at New York City's Montefiore/Albert Einstein Hospital. Dr. Guttentag moved to Tampa after a one-year fellowship at the Matthews Orthopedic Clinic in Sports Medicine and Knee and Shoulder Reconstructive Surgery. Since then, he has become a fixture in the area's medical community.

After moving to the Tampa Bay area, he served as team physician for Saint Leo University as well as multiple high schools in Hillsborough and Pasco County.

TOM MULLIGAN

HEAD ATHLETIC TRAINER



Entering his 17th year with the Lightning as head athletic trainer, **TOM MULLIGAN** oversees each aspect of the organization's medical and athletic training operations.

Prior to joining the Lightning organization, Mulligan spent four seasons as the head athletic trainer and physical therapist for the Providence Bruins of the American Hockey League. While with the Bruins, Mulligan's responsibilities included all traditional athletic training duties as well as massages and strength and conditioning of all players. He also served as the head athletic trainer for Team USA during the 2008 and 2012 IIHF Ice Hockey World Championships in Canada and Sweden/Finland, respectively. Mulligan also served as an athletic trainer on the staff of the Team USA Men's Ice Hockey Team at the 2014 Winter Olympics in Sochi, Russia.

Mulligan was recognized by the Athletic Trainers Association of the Florida in 2018, as he was given the organization's 2018 Professional Athletic Trainer of the Year Award. He is a 1997 graduate of Quinnipiac College in Hamden, Connecticut, earning a Bachelor of Science degree in Physical Therapy

with a minor in Biology. While at Quinnipiac, he served as a student athletic trainer for the men's ice hockey team for three seasons and also provided services to all other sports programs at the school.

MIKE POIRIER

ASSISTANT ATHLETIC TRAINER



MIKE POIRIER is in his 11th season as assistant athletic trainer for the Lightning. He assists Tom Mulligan with all medical and training operations.

A native of Smithfield, Rhode Island, Poirier joined the Lightning after serving as head athletic trainer for the Providence Bruins of the American Hockey League from 2002-08. He joined the Bruins after spending the previous year as an athletic trainer with the National Football League's New England Patriots as they won Super Bowl XXXVI.

Poirier, 41, graduated from Tulane University in New Orleans, Louisiana with a B.S. in Exercise Science in 1999. He earned his M.S. in sports administration from Mississippi State University in 2001 and holds certifications for both strength and conditioning as well as corrective exercise. Poirier, a graduate assistant trainer with the MSU football team from 1999-01, also worked at the Patriots' training camps from 1996-2001.

CHRISTIAN RIVAS

MANUAL THERAPIST



CHRISTIAN RIVAS enters his ninth season as manual therapist for the Tampa Bay Lightning. He joined the team prior to the 2010-11 campaign after arriving from the New York area, where he previously worked at PHP Hockey Performance Training Center in Darien, Connecticut as well as SPORTSLAB NYC.


Rivas, a specialist in active release techniques (ART), worked previously with NHL, NFL, NBA and MLB players during their off-season training. He also has extensive experience in other soft tissue manipulation modalities, ranging from sports massage to osteopathic manual and structural balancing techniques, ranging from articular pumping to fascial unwinding, to name a few. Rivas' focus is to attempt to release areas of congestion, tightness and scarring of involved structures to enhance athletic performance.

The New York native attended Sutherland Academy of Osteopathic Medicine in Ontario, Canada and the Academy of Massage Therapy in New Jersey. He is nationally certified to practice massage through NCBTMB, is a certified flexibility specialist and a specialist in ART, while also being licensed by the University of the State of New York Licensing Board.

Rivas served in the same position with Team USA at the 2012 IIHF Ice Hockey World Championships in Finland/Sweden.

BRANDON RODGERS

ASSISTANT STRENGTH & CONDITIONING COACH, PHYSICAL THERAPIST



BRANDON RODGERS enters his first season with the Lightning, serving as assistant strength & conditioning coach and physical therapist. He will assist with the implementation of strength and high performance programs, as well as assist the medical staff by performing physical therapy and traditional athletic training services.

Rodgers, 26, completed a clinical partnership with the Dallas Stars during the 2017-18 season, serving as physical therapist and athletic trainer. The position was part of his sports physical therapy residency at the University of Texas Southwestern Medical Center, where he also completed partnerships with the University of Texas at Dallas and Jesuit College Preparatory School of Dallas.

A native of Pittsburgh, Rodgers earned a Bachelor of Science in Athletic Training from Frostburg State University in 2014 before completing a Doctorate of Physical Therapy from the University of Pittsburgh in 2017.

RAY THILL

EQUIPMENT MANAGER



In his 20th year with the Tampa Bay Lightning, equipment manager **RAY THILL** is responsible for all equipment maintenance, inventory and ordering.

Prior to joining the Lightning, Thill served as the equipment manager for the Detroit Vipers of the IHL for one season. Thill also spent four seasons on the equipment staff of the Chicago Wolves of the IHL, winning the Turner Cup Championship with the Wolves in 1997-98. He also served as the equipment manager for Team USA at the 2008, 2009 and 2012 IIHF Ice Hockey World Championships in Canada, Switzerland and Finland/Sweden, respectively. Thill was also selected to participate in the 2012 NHL All-Star Game in Ottawa. Thill most recently served on the staff of the Team USA Men's Ice Hockey Team at the 2014 Winter Olympics in Sochi, Russia.

ROB KENNEDY

ASSISTANT EQUIPMENT MANAGER



ROB KENNEDY enters his 12th season as assistant equipment manager with the Tampa Bay Lightning in 2018-19.

Prior to joining Tampa Bay, Kennedy spent two seasons with the Florida Panthers organization after his time as the head equipment manager for the AHL's Cleveland Barons. Before joining the Barons, he served as head equipment manager of the Muskegon Fury for three years, where he earned a Colonial Cup Championship in 2002. Kennedy also won the IHL's Turner Cup with the Chicago Wolves in 2000. He was a member of the equipment staff for the 2012 NHL All-Star Game in Ottawa. Kennedy also served as an equipment assistant for Team USA at the 2012 IIHF Ice Hockey World Championships in Finland/Sweden.

JASON BERGER

ASSISTANT EQUIPMENT MANAGER



JASON BERGER is entering his second season as assistant equipment manager for the Tampa Bay Lightning.

Berger joins the Lightning having spent the previous five seasons (2012-17) as head equipment manager with the Providence Bruins of the American Hockey League. Prior to joining the Bruins, Berger won a Kelly Cup Championship while working as head equipment manager for the Florida Everblades of the ECHL. From 2007 to 2011, he served as head equipment manager of the Seattle Thunderbirds of the WHL.

A native of Philadelphia, Pennsylvania, Berger has a B.S. in sports/entertainment/event management from Johnson & Wales University in Providence.

RYAN BELEC

SENIOR DIRECTOR OF TEAM SERVICES



In his 19th season with the Tampa Bay Lightning and 11th overseeing team services, **RYAN BELEC** manages Lightning team travel and other accommodations. His core responsibilities include air and ground transportation, as well as hotel accommodations and team catering. Additionally, he is responsible for player reassignments and relocation.

Before being named director of team services, Belec served as assistant to the general manager for eight seasons. He assisted the general manager with every aspect of hockey operations for the Lightning. He also served as vice president of hockey operations for the Johnstown Chiefs of the ECHL during the 2006-07 season.

A 2000 graduate of the Laurentian University School of Sports Administration in Sudbury, Ontario, Belec owns a Bachelor of Commerce degree in Sports Administration.

LIZ KOHARSKI

DIRECTOR OF HOCKEY ADMINISTRATION



LIZ KOHARSKI is in her 14th year with the Lightning and assists vice president and general manager, Julien BriseBois, with the administrative functions of hockey operations.

Koharski is responsible for all administrative procedures involved in maintaining player and coach contracts as well as the transfers and trades of players. In addition, Koharski prepares written agreements between the Lightning and its minor league affiliates while coordinating correspondence with NHL officers and team executives.

Prior to joining the Lightning, the Massachusetts native served as the executive assistant to the president and CEO of the American Hockey League. She held that position for six years after previously working with the AHL's Beast of New Haven.

Koharski is a graduate of St. Anselm College in Manchester, New Hampshire.

MICHAEL PETERSON

DIRECTOR OF HOCKEY ANALYTICS



MICHAEL PETERSON enters his 10th season overseeing hockey analytics for the Tampa Bay Lightning, his first after previously serving as statistical analyst for nine years. He is responsible for assisting management and the coaching staff by providing analytical and statistical evaluation for hockey operations and contract valuation. Peterson also gives data-driven recommendations for the draft, free agency, trades and other areas as needed. Peterson assists other departments with special statistical projects, including ticket sales, pricing and revenue. He reports to both the general manager and assistant general manager.

Prior to joining the Lightning, Peterson worked on a consultant basis with the Tampa Bay Rays and Cleveland Indians of Major League Baseball. He also served as an instructor at both DeVry University and Valencia Community College in Orlando, Florida. Peterson currently co-teaches the graduate Sport Business Analytics course as part of the curriculum of the University of South Florida's Vinik Sports and Entertainment Management program.

A native of Midland, Texas, Peterson holds bachelor's degrees in computer science and mathematics. After undergraduate, Peterson went on to get his master's in mathematics from Texas Tech University, from which he graduated Suma Cum Laude. He also holds a MBA from the DeVos Sport Business Management School at the University of Central Florida. During his time at UCF, Peterson also worked as a research and graduate assistant.

RICK PECKHAM

TELEVISION PLAY-BY-PLAY ANNOUNCER



A veteran of broadcasting professional hockey for more than 40 seasons, **RICK PECKHAM** returns to the broadcast booth for the 2018-19 season, his 23rd year as the play-by-play announcer for the Tampa Bay Lightning. He also works select games for NBC Sports Network.

The 1977 graduate of Kent State University with a B.A. in telecommunications had been the play-by-play announcer for Hartford Whalers games on SportsChannel New England from 1984 through 1995. Peckham has also broadcasted NHL action on the NBC Sports Network, SportsChannel America, and ESPN. He also called games on both television and radio for the American Hockey League's Rochester Americans from 1977-84.

Peckham's professional history includes announcing at the US Open tennis, Arena Football's Tampa Bay Storm, NFL and NBA telecasts for ESPN International and college basketball. Peckham is also involved in the Lightning's community efforts. He was instrumental in the 'Hockey by the Numbers' program which used hockey statistics to help teach math in Hillsborough County schools. Peckham

is also active in the Lightning's volunteer program, C.H.A.R.G.E., working with Meals on Wheels Tampa and other local charities.

BRIAN ENGBLOM

TELEVISION COLOR ANALYST



Veteran television analyst **BRIAN ENGBLOM** enters his fourth season with the Bolts in 2018-19 as a color analyst for all Lightning television broadcasts. Working alongside Rick Peckham, Engblom provides expert insight and in-depth analysis for all games on Sun Sports.

Engblom has more than 11 years of NHL experience as a player and has been a TV broadcaster since 1993. Lightning fans will recognize him from his work as the "Inside the Glass" analyst on both NBC and NBC Sports Network broadcasts, as well as the network's coverage of the 2014 Winter Olympics in Sochi, Russia. During his time at NBC, Engblom has also served as an analyst on NHL Live, NBCSN's pre- and post-game NHL studio show. During that time he also served as color analyst for Winnipeg Jets games on TSN in Canada.

Prior to joining NBC, Engblom served as an analyst for ABC Sports on its national NHL broadcasts. He also served as color analyst for games on ESPN and ESPN2 from 1993-2004.

A native of Winnipeg, Manitoba, Engblom is a three-time Stanley Cup Champion as a player, skating in 659 career NHL games with the Montreal Canadiens, Washington Capitals, Los Angeles Kings, Buffalo Sabres and Calgary Flames. He was drafted 22nd overall by Montreal in the 1975 draft after playing collegiately at the University of Wisconsin-Madison. He retired in 1987 with a career total of 29 goals and 177 assists.

PAUL KENNEDY

TELEVISION HOST



Broadcasting veteran **PAUL KENNEDY** returns to the Lightning television team for the 17th year as host and rink side reporter for Tampa Bay games on FOX Sports Sun.

Kennedy's history with the Lightning can be traced back to Day 1, when he anchored Sun Sports' NHL Expansion Draft coverage in 1992 as the Lightning welcomed the likes of Brian Bradley and John Tucker to the organization. He also served as the Lightning's pre-game host for the franchise's first two seasons.

Since joining regional sports network Sun Sports at its inception in 1988, Kennedy has called the action on numerous local, regional and national sporting events, making him one of the most well-known and respected on-air sports talents in Florida.

In 2000, the National Sportscasters and Sportswriters Association (NSSA) named Kennedy "Florida Sportscaster of the Year." In 2016 he begins his 29th season serving as FOX Sports Florida's studio host for the NBA's Orlando Magic.

Prior to his arriving in Florida, Kennedy was the "Voice of the Crimson Tide" for five years at University of Alabama. He also called Florida State football and "Prime Time Noles" for more than 20 seasons.

Paul studied English literature and political science at Virginia Polytechnic Institute.

MATT SAMMON

DIRECTOR OF BROADCASTING & PROGRAMMING



This is **MATT SAMMON'S** 17th season with the Lightning organization, and his 6th season as the Director of Broadcasting/Programming for the organization. He was the game day host of Lightning broadcasts from 2006-2015.

A native of Fairport, New York, Sammon grew up in the Tampa Bay area and is a long-time supporter of the Lightning. After graduating from Armwood High School in Seffner, he earned his B.A. in Communications at the University of Alabama. During a seven-year stint at WDAE-AM in Tampa, he was the station's executive producer and a weekend talk show host before being named game day host of the Lightning Radio Network. He was also a weekend disc jockey at WTBT-FM, WSSR-FM and WMTX-FM while at WDAE.

Since assuming his managerial duties in 2008, Sammon has helped the Lightning Radio Network grow its statewide network terrestrial stations, while growing its online content via social media as well as the launch and exponential growth of the organization's 24/7 streaming radio channel

Lightning Power Play, which debuted in October of 2014.

DAVE MISHKIN

RADIO PLAY-BY-PLAY ANNOUNCER



DAVE MISHKIN brings his energetic style back for a 17th year as radio play-by-play announcer for all Lightning games on AM 970 WFLA.

In addition to broadcasting games, Mishkin is a regular contributor to TampaBayLightning.com, where fans can read his weekly column entitled "Mishkin's Musings" and get his post-game analysis with "The Extra Shift" following each game. He also posts regular Lightning updates on Twitter and can be found at @DaveMishkin.

Prior to joining the Lightning, Mishkin spent eight seasons as the television and radio voice of the AHL's Hershey Bears. While with the Bears, Mishkin maintained a variety of roles outside of broadcasting including media and public relations as well as hockey operations. During his time with the Hershey organization, Mishkin served for three years as the play-by-play broadcaster and media relations director for the company's soccer team in the A-League, the Hershey Wildcats.

A 1991 Yale graduate, Mishkin broke into professional hockey as play-by-play broadcaster for the Johnstown Chiefs of the ECHL. While a student at Yale he also worked in the University's Sports Information Office for the 1990-91 academic school year and served as Sports Director for the school radio station, WYBC, from 1989-91.

PHIL ESPOSITO

RADIO COLOR COMMENTATOR



NHL Hall-of-Famer and Lightning founder **PHIL ESPOSITO** returns for his 19th year as radio analyst for Lightning home games. He also serves the team as vice president of corporate relations.

A Lightning founder and the team's general manager during its first seven seasons, Esposito joined the Lightning radio team during the 1999-00 season. Prior to joining the Lightning broadcast team, he worked as a television analyst for FOX television in Los Angeles and UPN 38 WSBK-TV in Boston. Esposito has also served as a broadcast analyst for the New York Rangers on MSG Network, and was the Rangers' Vice President & General Manager from 1986-88.

A former professional hockey legend, Esposito's spectacular 18-year playing career was highlighted by two Stanley Cup Championships with the Boston Bruins, in 1970 and 1972. Originally a member of the Chicago Blackhawks (1963-67), Esposito was the central figure in one of hockey's biggest trades when he was sent to Boston in 1967. During the next eight seasons, he virtually rewrote the NHL record books. He became the first player in NHL history to record 100 points in a season (1969-70).

Two seasons later, Esposito set single season standards of 76 goals and 152 points, which stood until Wayne Gretzky eclipsed those marks a decade later. His 717 career goals place him fifth on the all-time list, and his 1,590 points are 10th all-time.

2018-2019 NHL ON-ICE OFFICIALS

REFEREES

NAME	SWEATER #
Anderson, Reid*	49
Blandina, Brandon*	39
Brenk, Jacob	26
Charron, Francis	6
Chmielewski, Tom	18
Dunning, Mitch*	43
Dwyer, Gord	19
Furlatt, Eric	27
Halkidis, Beaudry*	48
Hanson, Trevor	14
Hebert, Ghislain	22
Hebert, Jean	15
Joannette, Marc	25
Kozari, Steve	40
Lambert, Pierre	37
L'Ecuyer, Frederick	17
Lee, Chris	28
Luxmore, Thomas John	21
MacDougall, Peter*	45
Markovic, Michael*	47
McCauley, Wes	4
McIsaac, Jon	2
Meier, Brad	34
Morton, Dean	36
Nicholson, Kendrick	30
O'Donnell, Conor*	39
O'Halloran, Dan	13
O'Rourke, Dan	9
Peel, Tim	20
Pochmara, Brian	16
Pollock, Kevin	33
Rank, Garrett	7
Rehman, Kyle	10
Rooney, Chris	5
Schlenker, Chris	3
Skilliter, Graham	24
South, Furman*	44
Schrader, Brandon*	46
St-Laurent, Francois	38
St. Pierre, Justin	12
Sutherland, Kelly	11
Syvret, Corey*	42
Walsh, Ian	29
Watson, Brad	23

LINESMEN

NAME	SWEATER #
Alphonso, Shandor	52
Amell, Derek	75
Baker, Tyson*	88
Barton, Steve	59
Berg, Devin	87
Brisebois, David	96
Cameron, Lonnie	74
Cherrey, Scott	50
Cormier, Michel	76
Daisy, Ryan	81
Devorski, Greg	54
Driscoll, Scott	68
Galloway, Ryan	82
Gawryletz, Brandon	64
Gawryletz, Travis	67
Gibbons, Ryan	58
Gibbs, Darren	66
Knorr, Trent	63
Kovachik, Brad	71
Mach, Brian	78
MacPherson, Matt	83
Marquis, Jesse*	86
Miller, Steve	89
Mills, Bevan*	53
Murchison, Kiel	79
Murphy, Brian	93
Murray, Jonny	95
Nagy, Kory	97
Nansen, Derek	70
Nowak, Tim	77
Pancich, Bryan	94
Racicot, Pierre	65
Rody, Vaughan	73
Sericolo, Anthony	84
Smith, Andrew	51
Shewchyk, Mark	92
Suchanek, Libor	60
Tobias, James*	61

* Minor league officials


**BE THE
THUNDER™**



2018-19

PLAYER ROSTER



ANTHONY CIRELLI

POSITION Center **BORN** July 15, 1997 (Etobicoke, Ontario)
HEIGHT 6-0 **ACQUIRED** Selected by Tampa Bay in the third round, 72nd overall, at the 2015 NHL Draft
WEIGHT 192
SHOOTS Left **SEASON** NHL – 2nd, Lightning – 2nd

2017-2018 SEASON

Played in 18 games with the Lightning, collecting 5 goals and 11 points to go along with 6 penalty minutes...Scored a pair of goals on April 6 against Buffalo, finishing the season with 4 multi-point games...Recorded a goal and an assist in his NHL debut on March 1 against the Dallas Stars...Skated in 51 games with the Syracuse Crunch of the AHL, recording 14 goals and 37 points...Ranked tied for 1st on the Crunch for points and was 3rd for assists with 23 prior to being recalled by the Bolts on February 28...Also posted 6 power-play goals, ranking 1st on Syracuse at the time of his recall...**2018 Playoffs:** Skated in 17 Stanley Cup Playoff games, posting 2 goals and 3 points to go along with 4 penalty minutes...Made his Stanley Cup Playoffs debut in Game 1 versus New Jersey...Led all Lightning forwards for shorthanded average time on ice per game (1:41).

CAREER

2016-17: Skated in 51 OHL games, 6 games and was held scoreless...splitting time between the Oshawa Appered in all 6 Calder Cup Final Generals and Erie Otters, posting games with Syracuse...**2015-16:** 25 goals and 64 points to go along Skated in 62 games with Oshawa, with 12 penalty minutes...Served posting 21 goals and 59 points to as captain of the Generals prior to go along with 27 penalty minutes... being traded to Erie...Recorded 12 Named captain of the Generals mid-goals and 30 points in 25 games goals with 10...Made his pro/AHL with Erie...Appeared in 22 OHL 1st on the Generals for both assists playoff games with the Otters, (38) and points, and 2nd for goals... registering 15 goals and 31 points... Also led Oshawa for power-play goals Led the Otters for playoff goals goals with 10...Made his pro/AHL and ranked 3rd for points...Helped debut with the Crunch on 4/15 lead Erie to the Memorial Cup versus the Utica Comets...Skated in 3 where he skated in 5 games and 3 games for the Crunch and was held posted a goal and 8 points...Also scoreless...**2014-15:** Played in 62 represented Canada at the World Jr. Championship, recording 3 goals Oshawa, recording 13 goals and 36 and 7 points in 7 games...Won the points...Led all Oshawa rookies for Silver Medal at the tournament... points and ranked 9th in the OHL for Joined the Syracuse Crunch for rookie scoring. the Calder Cup Playoffs, skating in

CAREER STATISTICS

SEASON	TEAM	LEAGUE	REGULAR SEASON							PLAYOFFS				
			GP	G	A	TP	+/-	PIM	GP	G	A	TP	PIM	
2014-15	OSHAWA	OHL	68	13	23	36	-	22	21	2	8	10	4	
2015-16	OSHAWA	OHL	62	21	38	59	-	27	5	2	3	5	0	
	SYRACUSE	AHL	3	0	0	0	-	0	-	-	-	-	-	
2016-17	OSHAWA	OHL	26	13	21	34	-	8	-	-	-	-	-	
	ERIE	OHL	25	12	18	30	-	4	22	15	16	31	4	
	SYRACUSE	AHL	-	-	-	-	-	-	6	0	0	0	0	
2017-18	TAMPA BAY	NHL	18	5	6	11	1	4	17	2	1	3	4	
	SYRACUSE	AHL	51	14	23	37	-	14	-	-	-	-	-	
NHL TOTALS			18	5	6	11	1	4	17	2	1	3	4	

NHL AND LIGHTNING FIRSTS

GAME: 3/1/18 at DAL
GOAL: 3/1/18 at DAL (Bishop)
ASSIST: 3/1/18 at DAL

HIGHLIGHTS

GOALS:
Game: 2 (4/6/18 vs. BUF)
Season: 5 (2017-18)
Multi-Goal Games: 1
In 2017-18: 1
Hat Tricks: None
Streak: None
In 2017-18: None

ASSISTS:
Game: 2 (3/8/18 vs. NYR)
Season: 6 (2017-18)
Streak: 2 (3/20/18-3/22/18, 2a)
In 2017-18: 2 (3/20-3/22, 1g, 2a)

POINTS:
Game: 3 (3/8/18 vs. NYR)
Season: 11 (2017-18)
Multi-Point Games: 4
In 2017-18: 4
Streak: 2 (3/20/18-3/22/18, 1g, 2a)
In 2017-18: 2 (3/20-3/22, 1g, 2a)

SHOOTOUT STATISTICS:
Career: 0-0 (0.0%)
In 2017-18: 0-0 (0.0%)

MOST PIM IN A GAME:
2 (3x, Last: 3/20/18 vs. TOR)

MOST SHOTS IN A GAME:
4 (2x, Last: 4/7/18 at CAR)

TRANSACTIONS

Signed 3-year entry level contract with the Lightning on 5/19/2016.

CIRELLI VS. THE NHL

	GP	G	A	P	PIM
ANA	0	0	0	0	0
ARI	1	0	0	0	0
BOS	3	0	0	0	0
BUF	1	2	0	2	0
CGY	0	0	0	0	0
CAR	1	0	0	0	0
CHI	0	0	0	0	0
COL	0	0	0	0	0
CBJ	0	0	0	0	0
DAL	1	1	1	2	0
DET	0	0	0	0	0
EDM	1	0	0	0	0
FLA	1	0	0	0	0
LAK	0	0	0	0	0
MIN	0	0	0	0	0
MTL	1	0	0	0	0
NSH	1	0	0	0	0
NJD	1	0	0	0	0
NYI	1	1	1	2	2
NYR	2	1	3	4	0
OTT	1	0	0	0	2
PHI	1	0	0	0	2
PIT	0	0	0	0	0
SJS	0	0	0	0	0
STL	0	0	0	0	0
TBL	0	0	0	0	0
TOR	1	0	1	1	2
VAN	0	0	0	0	0
VGK	0	0	0	0	0
WSH	0	0	0	0	0
WPG	0	0	0	0	0





DOMINGUE VS. THE NHL

	GP	W-L-OT	SO	GAA	Sv%
ANA	4	0-3-0	0	3.84	.888
ARI	1	0-1-0	0	3.08	.912
BOS	4	0-2-0	0	2.87	.904
BUF	3	1-2-0	0	2.71	.914
CGY	5	3-2-0	0	2.22	.910
CAR	2	1-0-1	0	2.48	.934
CHI	4	0-3-1	0	4.58	.861
COL	4	1-3-0	0	3.07	.905
CBJ	2	0-2-0	0	4.08	.864
DAL	4	3-1-0	0	3.20	.913
DET	3	1-1-1	0	2.98	.905
EDM	5	2-1-1	0	3.11	.901
FLA	2	1-1-0	0	2.03	.931
LAK	4	2-1-1	0	3.42	.902
MIN	2	1-1-0	0	2.44	.917
MTL	4	3-1-0	0	2.86	.885
NSH	4	3-0-1	1	1.68	.949
NJD	1	0-1-0	0	4.18	.840
NYI	4	2-2-0	1	2.22	.917
NYR	2	1-1-0	0	3.03	.895
OTT	3	1-1-0	0	5.37	.862
PHI	2	1-1-0	0	4.07	.877
PIT	2	0-1-0	0	5.94	.800
SJS	4	1-3-0	0	2.53	.921
STL	2	0-2-0	0	3.86	.909
TBL	3	1-2-0	0	2.03	.945
TOR	1	1-0-0	0	2.00	.949
VAN	7	2-1-2	0	2.34	.923
VGK	1	0-0-0	0	2.23	.913
WSH	2	1-1-0	0	3.03	.927
WPG	5	1-3-0	0	3.42	.900

©2018 NHL. All Rights Reserved. NHL and the NHL shield logo are trademarks of the NHL. All other marks are the property of their respective owners. NHL and the NHL shield logo are trademarks of the NHL. All other marks are the property of their respective owners.

LOUIS DOMINGUE

POSITION Goaltender **BORN** March 6, 1992 (St. Hyacinthe, Quebec)
HEIGHT 6-3 **ACQUIRED** Trade from Arizona on November 14, 2017
WEIGHT 221 **SEASON** NHL – 5th, Lightning – 2nd
CATCHES Right

2017-2018 SEASON

Appeared in 19 games, splitting the year between the Arizona Coyotes and Lightning, registering a record of 7-9-1...Went 7-3-1 with the Bolts in 12 appearances...Acquired by the Lightning on November 14 from the Coyotes in exchange for Tye McGinn and Michael Leighton...Also played in 18 games with the Syracuse Crunch, going 13-5-0 to go along with a 2.17 goals-against average and .919 save percentage...**2018 Playoffs:** Appeared in 1 Stanley Cup Playoff game...Made Stanley Cup Playoff debut in Game 1 of the ECF versus Washington, making 7 saves on 7 shots in a relief effort.

CAREER

2016-17: Recorded a .908 save percentage and a 3.08 goals-against average with an 11-15-1 record in 31 games (26 starts) with Arizona...Posted a 3-0 record with a .933 save percentage in shootouts...Made 39 saves in win vs. San Jose on 11/1...Made a career-high 45 saves on a career-high 48 shots faced in win vs. Washington on 3/1...Went 6-1-0 with a .940 save percentage in final 8 games and won 5 of his final 6 starts to end the season...**2015-16:** Appeared in 39 games with Arizona, posting a 15-18-5 record with a 2.75 goals-against average and .912 save percentage...Recorded 2 shutouts...His 15 wins were the most by a rookie goaltender in Coyotes history...Posted a 6-3-2 record, .925 save percentage, 2.20 goals-against average and 2 shutouts in January en route to being named NHL's Rookie of the Month...Won 4 straight games from 1/4-12...**2014-15:** Registered a .911 save percentage, a 2.73 goals-against average and 1-2-1 record with the Coyotes...Made NHL debut at OTT on 1/31, stopping 9 of 11 shots in a relief effort...Made 1st career NHL start on 2/1 at Montreal...Recorded 18 save on 20 shots for 1st career NHL win on 2/1 against the Canadiens...Collected a 2.68 goals-against average and .908 save percentage in 20 appearances with Portland of the AHL...**2013-14:** Spent the majority of the season with Portland...Finished 2nd among Portland goaltenders for games played, minutes and save percentage...Appeared in 7 games with Gwinnett (ECHL), posting a 2.01 goals-against average and .939 save percentage...**2012-13:** Registered a record of 23-9-2 to go along with a 2.69 goals-against average and .904 save percentage in 34 games with Gwinnett...Led Gladiators goaltenders and wins...Ranked tied for 4th in the ECHL for wins...Appeared in 10 ECHL postseason games, posting 6 wins...**2011-12:** Played in 39 games for Quebec of the QMJHL, posting a record of 23-8-4 to go along with a .914 save percentage and 2.61 goals-against average...Led the league for save percentage...Posted 3rd best goals-against average in the QMJHL playoffs (2.65)...**2010-11:** Appeared in career-high 57 games in 3rd QMJHL season, playing with Quebec...Posted a 2.65 goals-against average and .898 save percentage...Helped lead the Reparts to the 3rd best record in the league...Invited to Team Canada's 2012 World Junior Development Camp...**2009-10:** Began the season with Moncton, winning 11 times in 22 games...Traded to Quebec mid-way through the season and posted a 2.54 goals-against average with the Reparts...**2008-09:** Appeared in 12 games for Moncton during rookie QMJHL season, posting 5 wins and a 2.51 goals-against average.

CAREER STATISTICS

SEASON	TEAM	LEAGUE	GP	W	L	T	OT	SO	GA	SA	SV%	GAA	GP	W	L	SO	GA	SV%	GAA
2008-09	MONCTON	QMJHL	12	5	5	-	0	0	26	-	.924	2.51	-	-	-	-	-	-	-
2009-10	MONCTON	QMJHL	22	11	9	-	0	1	56	-	.902	2.81	-	-	-	-	-	-	-
	QUEBEC	QMJHL	19	9	8	-	0	2	43	-	.910	2.54	9	3	5	0	33	.863	4.35
2010-11	QUEBEC	QMJHL	57	37	15	-	0	2	134	-	.898	2.65	18	11	6	1	41	.913	2.47
2011-12	QUEBEC	QMJHL	39	23	12	-	0	4	94	-	.914	2.61	11	7	4	0	30	.897	2.23
2012-13	GWINNETT	ECHL	34	23	9	-	1	3	92	-	.904	2.69	10	6	4	2	23	.926	2.23
	PORTLAND	AHL	2	1	0	-	0	0	4	-	.931	2.40	-	-	-	-	-	-	-
2013-14	PORTLAND	AHL	36	9	18	-	2	1	108	-	.890	3.63	-	-	-	-	-	-	-
	GWINNETT	ECHL	7	1	3	-	0	1	13	-	.939	2.01	-	-	-	-	-	-	-
2014-15	ARIZONA	NHL	7	1	2	-	1	0	14	158	.911	2.73	-	-	-	-	-	-	-
	PORTLAND	AHL	20	11	6	-	3	0	50	-	.908	2.68	5	2	2	1	10	.925	2.37
	GWINNETT	ECHL	2	1	1	-	0	1	2	-	.958	1.01	-	-	-	-	-	-	-
2015-16	ARIZONA	NHL	39	15	18	-	5	2	101	1142	.912	2.75	-	-	-	-	-	-	-
	SPRINGFIELD	AHL	13	6	6	-	1	1	33	-	.919	2.55	-	-	-	-	-	-	-
2016-17	ARIZONA	NHL	31	11	15	-	1	0	82	888	.908	3.08	-	-	-	-	-	-	-
2017-18	ARIZONA	NHL	7	0	6	-	0	0	28	194	.856	4.33	-	-	-	-	-	-	-
	TAMPA BAY	NHL	12	7	3	-	1	0	33	384	.914	2.89	1	0	0	0	0	1.000	0.00
	SYRACUSE	AHL	18	13	5	-	0	2	39	441	.919	2.17	-	-	-	-	-	-	-
NHL TOTALS			96	34	44	-	8	2	258	2766	.907	2.98	1	0	0	0	0	1.000	0.00

NHL & LIGHTNING FIRSTS

Game: 1/31/15 at OTT
Lightning: 1/7/18 at DET

Win: 2/1/15 at MTL
Lightning: 1/7/18 at DET

Shutout: 12/19/15 vs. NYI
Lightning: None

TRANSACTIONS

Signed a 2-year contract with Tampa Bay on 6/22/2018...Acquired by Tampa Bay from Arizona in exchange for Michael Leighton and Tye McGinn on 11/14/2017...Signed entry level contract with the Coyotes on 6/1/2011...Drafted by Phoenix in the 5th round, 138th overall, at the 2010 NHL Draft.



HIGHLIGHTS

LONGEST WINNING STREAK: 4 (2x, Last: 2/22/18-3/18/18)
 In 2017-18: 4 (2/22-3/18)

LONGEST SHUTOUT STREAK: 124:21 (1/7/16-1/12/16)
 In 2017-18: 89:01 (3/18-3/26)

MOST SHOTS FACED IN A GAME: 48 (3/31/17 vs. WSH)

MOST SAVES IN A GAME: 45 (3/31/17 vs. WSH)

SHUTOUTS: 2 (Last - 1/9/16 vs. NSH)
 In 2017-18: None

SHOOTOUTS: 21/25 (0.840 SV%, 5-1 record)

PENALTY SHOTS: 2/4 (50%)
 In 2017-18: 0/0 (0.0%)



YANNI GOURDE

POSITION Center **BORN** December 15, 1991 (Saint-Narcisse, Quebec)
HEIGHT 5-9 **ACQUIRED** Agreed to terms on March 9, 2014
WEIGHT 171 **SEASON** NHL - 4th, Lightning - 4th
SHOOTS Left

2017-2018 SEASON

Played in all 82 games with the Lightning during his rookie season, posting 25 goals and 64 points to go along with 50 penalty minutes...Set Lightning rookie record for goals (25) and points (64) in a season...Ranked 4th on the Bolts for goals, assists and points...Led the team and ranked tied for 3rd in the NHL for plus/minus with a +34 rating...Ranked 3rd among all NHL rookies for points... Named NHL Rookie of the Month for February, recording 5 goals and 16 points in 14 games during the month...Registered a Gordie Howe hat trick on January 7 at Detroit. **2018 Playoffs:** Skated in 17 Stanley Cup Playoff games, recording 2 goals and 7 points to go along with 8 penalty minutes...Both goals were scored on the power-play...Registered a goal and assist in Stanley Cup Playoffs debut in Game 1 versus New Jersey...Notched a point in 4 of 5 second round games against Boston (1 goal, 3 assists).

CAREER

2016-17: Skated in 20 games with the Lightning, posting 6 goals and 8 points to go along with 8 penalty minutes... Played in 3 playoff games, posting a goal and 2 points...**2013-14:** Skated in 3/11 against the Florida Panthers... Also scored in 3 consecutive games from 3/27-4/1...He finished the season from 3/27-4/1...He finished the season with 56 games with the Syracuse Crunch, registering 22 goals and 48 points to go along with 54 penalty minutes...Ranked 2nd on the Crunch for goals and 3rd for points... Skated tied for 1st in the AHL with 4 shorthanded goals...During Syracuse's Calder Cup Playoff run, posted 9 goals and 27 points in 22 games... Ranked 1st for playoff assists and was 2nd behind teammate Cory Conacher for points...**2015-16:** Skated in two games with the Lightning, posting one assist and two penalty minutes... Made NHL debut on 12/15 at TOR, recording first career NHL point (assist)...Appeared in 65 games with Syracuse, notching 14 goals and 44 points to go along with 42 penalty minutes...Ranked 4th on the Crunch for points and assists and tied for 4th on the club for goals...**2014-15:** Played in 76 games with the Crunch during the regular season, posting 29 goals and 57 points...Led Syracuse for goals and power play goals (8) and ranked 2nd for

points...Was the lone Crunch player to skate in all 76 regular season games... Played in 3 playoff games, posting a goal and 2 points...**2013-14:** Skated in 43 AHL games, splitting time between Worcester and Syracuse, recording 6 goals and 32 points...Led Worcester for assists (20) prior to being signed to the Crunch...Skated in 30 games with Kalamazoo, recording 15 goals and 34 points...**2012-13:** Appeared in 54 games with Worcester, collecting 8 goals and 14 points...Played in 8 games with San Francisco, notching 4 goals and 10 points...**2011-12:** Skated in 4 games with Worcester, collecting 1 goal and 3 points...**Junior Career:** Skated in 199 career QMJHL games over 4 seasons, all with Victoriaville, posting 74 goals and 221 points...**2011-12:** Set career bests for goals (37), assists (87) and points (124)...Led the QMJHL for scoring... Nominated for the Michel-Briere trophy, given annually to the QMJHL's most valuable player...**2010-11:** Skated in 68 games, recording 26 goals and 68 points...**2009-10:** Played in 59 games, his 1st full season in the QMJHL, recording 11 goals and 28 points... Skated in 16 playoff games, notching 2 goals and 5 points...**2008-09:** Played in 4 games, recording 1 assist.

CAREER STATISTICS

SEASON	TEAM	LEAGUE	GP	REGULAR SEASON					PLAYOFFS				
				G	A	TP	+/-	PIM	GP	G	A	TP	PIM
2008-09	VICTORIANVILLE	QMJHL	4	0	1	1	-	0	-	-	-	-	-
2009-10	VICTORIANVILLE	QMJHL	59	11	17	28	-	36	16	2	3	5	20
2010-11	VICTORIANVILLE	QMJHL	68	26	42	68	-	48	9	4	6	10	12
2011-12	VICTORIANVILLE	QMJHL	68	37	87	124	-	70	4	1	2	3	6
	WORCESTER	AHL	4	1	2	3	-	0	-	-	-	-	-
2012-13	WORCESTER	AHL	54	8	6	14	-	41	-	-	-	-	-
	SAN FRANCISCO	ECHL	8	4	6	10	-	9	-	-	-	-	-
2013-14	WORCESTER	AHL	25	4	20	24	-	26	-	-	-	-	-
	KALAMAZOO	ECHL	30	15	19	34	-	19	-	-	-	-	-
	SYRACUSE	AHL	18	2	6	8	-	16	-	-	-	-	-
2014-15	SYRACUSE	AHL	76	29	28	57	-	61	3	1	1	2	10
2015-16	TAMPA BAY	NHL	2	0	1	1	1	2	-	-	-	-	-
	SYRACUSE	AHL	65	14	30	44	-	42	-	-	-	-	-
2016-17	TAMPA BAY	NHL	20	6	2	8	-1	8	-	-	-	-	-
	SYRACUSE	AHL	56	22	26	48	-	54	22	9	18	27	29
2017-18	TAMPA BAY	NHL	82	25	39	64	34	50	17	2	5	7	8
NHL TOTALS			104	31	42	73	34	60	17	2	5	7	8

GOURDE VS. THE NHL

	GP	G	A	P	PIM
ANA	2	0	0	0	0
ARI	3	0	0	0	0
BOS	6	0	1	1	2
BUF	5	2	3	5	2
CGY	2	0	2	2	5
CAR	4	0	0	0	0
CHI	3	2	0	2	2
COL	2	1	3	4	0
CBJ	3	1	1	2	0
DAL	3	0	1	1	6
DET	6	3	2	5	7
EDM	2	1	1	2	6
FLA	5	4	3	7	0
LAK	2	0	2	2	2
MIN	3	0	1	1	0
MTL	6	3	1	4	2
NSH	2	1	0	1	0
NJD	3	0	2	2	2
NYI	3	4	2	6	0
NYR	5	1	2	3	2
OTT	5	2	2	4	4
PHI	3	1	1	2	2
PIT	3	1	2	3	2
SJS	2	0	3	3	2
STL	2	0	0	0	0
TBL	0	0	0	0	0
TOR	8	1	5	6	6
VAN	2	2	1	3	0
VGK	2	0	0	0	2
WSH	5	0	1	1	4
WPG	2	1	0	1	0

HIGHLIGHTS

GOALS:
 Game: 2 (5x, Last: 3/6/18 vs. FLA)
 Season: 25 (2017-18)
 Multi-Goal Games: 5
 In 2017-18: 4
 Hat Tricks: None
 Streak: 3 (3x, Last: 2/3/18-2/8/18, 3g, 2a)
 In 2017-18: 3 (3x, Last: 2/3-2/8, 3g, 2a)

ASSISTS:
 Game: 2 (8x, Last: 4/6/18 vs. BUF)
 Season: 39 (2017-18)
 Streak: 3 (2x, Last: 2/17/18-2/22/18, 4a)
 In 2017-18: 3 (2x, Last: 2/17-2/22, 4a)

POINTS:
 Game: 3 (4x, Last: 4/6/18 vs. BUF)
 Season: 64 (2017-18)
 In 2017-18: 16
 Streak: 7 (2/1/18-2/13/18, 5g, 5a)
 In 2017-18: 7 (2/1-2/13, 5g, 5a)

SHOOTOUT STATISTICS:
 Career: 0-1 (0.0%)
 In 2017-18: 0-1 (0.0%)

MOST PIM IN A GAME:
 6 (3/18/18 vs. EDM)

MOST SHOTS IN A GAME:
 5 (1/22/18 at CHI)

NHL AND LIGHTNING FIRSTS

GAME: 12/15/15 at TOR
GOAL: 3/11/17 vs. FLA (Reimer)
ASSIST: 12/15/15 at TOR

TRANSACTIONS

Re-signed by Tampa Bay to a 2-year contract on 6/28/2017. Re-signed by the Lightning to a one-year contract on 7/25/16. Agreed to terms with the Lightning on 3/9/14.





VICTOR HEDMAN

POSITION Defenseman **BORN** December 18, 1990 (Ornskoldsvik, Sweden)

HEIGHT 6-6 **ACQUIRED** Selected by the Lightning in the first round, second overall, at the 2009 NHL Entry Draft

WEIGHT 236 **SEASON** NHL – 10th, Lightning – 10th

SHOOTS Left

2017-2018 SEASON

Played in 77 games with the Lightning, tallying 17 goals and 63 points to go along with a +32 rating and 54 penalty minutes...Set career highs for goals and plus/minus...Ranked 6th in the NHL for plus/minus... Won the Norris Trophy as the NHL's Top Defenseman...Ranked tied for 1st among NHL defensemen for goals and was 5th for points...Became Lightning's franchise leader for goals by a defenseman with his 73rd career goal on February 8 vs. Vancouver...Selected to 2nd NHL All-Star Game, but did not play due to injury...Led the Lightning for hits with 133...**2018 Playoffs:** Skated in 17 Stanley Cup Playoff games, posting a goal and 11 points to go along with 10 penalty minutes...6 of his 10 points were recorded on the power-play...Ranked 1st on the Bolts for time on ice per game (26:04) and was 5th for points.

CAREER

2016-17: Played in 79 games with the Lightning, posting 16 goals and 72 points to go along with 47 penalty minutes...Finished the season ranked 4th among all NHL skaters for assists with 56, a stat which ranked 1st for NHL defensemen...Notched 33 power play points, ranking 2nd behind only Washington's Nicklas Backstrom in that category...Ranked tied for 1st in the NHL with 5 3-assist games this season (no NHL defenseman had more than 2 such games)... Recorded 19 multi-point games and 5 game-winning goals, both ranking 2nd among all NHL defensemen...Made 1st NHL All-Star appearance in Los Angeles...Finalist for the Norris Trophy...Became the Lightning's all-time leading scorer among defensemen with 301 career points...Set franchise record for most points by a Lightning defenseman in a season...Led Bolts for blocked shots (131) and average time on ice (24:31)... Represented Team Sweden at the World Cup, posting a goal in 4 games...**2015-16:** Played in 78 games with the Lightning, posting 10 goals and 47 points to go along with a +21 rating...Ranked 3rd on the Lightning for points and led all skaters for plus/minus and assists (37)...Paced the team for average time on ice (23:03) and blocked shots (132)...Scored in each of his last 2 regular season games...Registered 4 goals and 6 assists over his final 9 regular season games...Missed the final 3 games of the regular season with an upper-body injury... Also skated in 17 games during the playoffs, recording 4 goals and 14 points to go along with 14 penalty minutes...Led all Bolt skaters for average time on ice per game (27:26)...Ranked tied for 3rd on the club for points, which also led all Lightning defensemen...Registered 1st career multi-goal playoff game with a pair of goals in Game 5 vs. NYI... Finished the second round vs. NYI with 4 goals and 8 points during the series...Led the Bolts for TOI every game during the playoffs...**2014-15:** Played in 59 games with the Lightning, recording 10 goals and 38 points to go along with 40 penalty minutes...Led the club for average time on ice per game (22:41) and for average shifts per game (26.1)...Led the Lightning with 110 blocked shots... Ranked 1st among Lightning defensemen for goals and 2nd for points...Skated in a Lightning season-high 30:45 of ice time on 3/12 at BOS...Opened the season with goals in each of his 1st 3 games (3 goals, 4 assists)...Registered a career-best 4 point game on 10/13 vs. MTL, posting a goal and 3 helpers...Missed 18 games from 10/20-11/26 with a fractured finger...Missed 3 games with a lower body injury from 3/31-4/6...Served as an assistant captain for the Lightning...Skated in 26 postseason games with the Bolts, recording a goal and 14 points to go along with 6 penalty minutes...Ranked 2nd in the League with a +11 rating...Led all Lightning skaters for average time on ice (23:57) and blocked shots (47)...Registered 4 assists over his final 5 playoff games...Posted 8 assists over his final 13 games of the playoffs...**2013-14:** Skated in 75 games with the Lightning, posting 13 goals and 55 points to go along with 53 penalty minutes...Led all Lightning defensemen for goals, assists and points...His 55 points this season ranks 3rd on the Lightning's all-time single-season record list for points by a defenseman...Ranked 5th in the NHL among defensemen for points and was 9th (tie-Barrie) for goals...Ranked 2nd in the league among defensemen for multi-point games with 15...Tied his career-high for most points and assists in a single game with 3 on Jan. 25 vs. COL...Skated in his 300th career NHL game on Jan. 16 at NYI...Missed

6 games with a lower body injury (Dec. 7-17)... Skated in all 4 Lightning postseason games, recording 1 goal and 3 points...**2012-13:** Played in 44 games with the Lightning last season, collecting 4 goals and 20 points to go along with 31 penalty minutes...Ranked 2nd on the Lightning defense for assists and points and tied for second in goals... Ranked 2nd on the club for average time on ice (22:39)...All 4 goals during the season were scored at home...Missed 4 games with a lower body injury from 4/6-4/11...Scored a career-high 2 goals on 2/12 vs. MTL...Registered a season-high 4 game point streak from 1/25 - 2/1, notching 2 goals and 3 assists during that stretch...**2011-12:** Played in 61 games with the Lightning, collecting 5 goals and 23 points to go along with 65 penalty minutes... Ranked 1st on the Lightning blue-line in penalty minutes and 2nd in goals and points...Finished 2nd on the Bolts in TOI and 3rd in blocked shots with 127...Recorded a career-high 5-game point streak from 3/27 - 4/4, tallying a goal and 5 assists during that span...Played in his 200th career NHL game on 3/8 at WSH...Tied his career-high with 3 assists on 2/16 vs. SJS...Named to 2012 Sweden Men's National Team for the World Championships held in Finland and Sweden...**2010-11:** Led all Bolts defensemen with 23 assists over his final 9 regular season games...Missed the final 3 games of the team with a plus-3 rating...Ranked 4th on the team with 70 penalty minutes...Was 2nd on the team in ice time with 21:00 and 6th on the team with 85 blocked shots...Ranked 2nd on the team with 48 takeaways...Scored the game-winning goal in the shootout with his 1st career shootout goal on 12/15 vs. ATL...Had 2 career-high 4-game assist streaks from 10/18 - 10/24 and again from 1/12 - 1/18... Also recorded career-high 4-game point streaks on the year...**2011 Playoffs:** Appeared in his 1st NHL postseason...Had Og-1a-1p in the ECOF, including his 1st career NHL postseason point in Game 2... Ranked 2nd on the team in the playoffs for average ice time with 22:16...Ranked 4th among all postseason skaters with 48 blocked shots...Tied for the team lead among defensemen with 6 assists and was 2nd in points among team defensemen with 6...**2009-10:** Appeared in 74 games in his 1st NHL season after being selected with the 2nd overall pick in the 2009 NHL Entry Draft...Ranked 4th among all NHL rookies and 4th on the Lightning in ice time with 20:50...Finished the season in 2nd place among the league's 1st-year players with 97 blocked shots...Was 3rd among NHL rookies with 79 penalty minutes...Finished 2nd among Tampa Bay defensemen with 20 points and 16 assists...Tallied 3 assists in his 1st 3 NHL career games...Set a career-high with 3 points in a game (0g-3a-3p) on 2/11 at BOS...Scored his 1st career NHL goal on 12/5 vs. NYI...Held his only point streak of the season at 2 games, a career-high, from 11/27 - 11/28, tallying 2 assists...Recorded his 1st NHL point in his 1st NHL game on 10/3 at ATL...Registered a career-best 5 shots in a game on 4 separate occasions...Signed his 1st NHL contract on 7/9/09...Rated as the top European player and 1 of the top 3 players overall available in the 2009 NHL Entry Draft...**2008-09:** Played in 43 games with Modo of the Swedish Elite League, recording 7 goals and 21 points with 52 PIM...Named Rookie of the Year in the SEL at the age of 18...Led the team in plus/minus with a plus-21 and ranked 2nd among Modo defensemen in goals, assists and points... Also played in 2 games with Modo's U-20 team, recording 2 assists...Played 5 playoff games with

Modo Jr., recording 1 assist...**2007-08:** Played in 39 games with Modo, recording 2 goals and 4 points in his professional debut...Played in 5 playoff games, recording a goal...Played in 6 games with Modo U-20, recording 2 goals and 3 points, also played in 3 postseason games...**2006-07:** Played the majority of the season with Modo U-20, recording 13 goals and 25 points in 34 games...Also played in 8 games with Modo's U-18 team, recording 5 goals and 9 points...**2005-06:** Split the season between Modo's U-20 and U-18 teams...**International Career:** Skated in 8 games for Sweden at the 2012 IIHF World Championships, collecting an assist and 14 penalty minutes...Suited up for Team Sweden at the IIHF 2010 World Championships, appearing in 9 games while recording a goal and an assist...Ranked 4th on

the team with a plus-5 rating...Was 3rd on the team in average ice time per game with 18:44...Represented Sweden at the 2009 World Juniors, recording 2 assists in 6 games...Helped his team to the Gold Medal Game, but fell to Team Canada...At the 2008 World Juniors he was named to the tournament All-Star Team after recording an assist and a +5 rating in 6 games as Sweden won the Silver Medal...Appeared in 4 games at the World Junior U-18 Championships, recording a goal and 4 points in 4 games... Participated in the 2007 World U-18 Championships, recording a goal and 3 points in 6 games.

CAREER STATISTICS

SEASON	TEAM	LEAGUE	GP	G	A	P	+/-	PIM	REGULAR SEASON					PLAYOFFS				
									PPG	SHG	GWG	S	GP	G	A	P	PIM	
2005-06	MODO	SWEDEN JR.	10	0	1	1	-	8	-	-	-	-	-	-	-	-	-	-
2006-07	MODO	SWEDEN JR.	34	13	12	25	-	30	-	-	-	-	-	5	1	1	2	44
	SWEDEN	WJC U-18	6	1	2	3	-	10	-	-	-	-	-	-	-	-	-	-
2007-08	MODO	SWEDEN	39	2	2	4	-	44	-	-	-	-	-	5	1	0	1	4
	MODO	SWEDEN JR.	6	2	1	3	-	26	-	-	-	-	-	3	2	0	2	4
2008-09	SWEDEN	WJC-A	6	0	1	1	-	4	-	-	-	-	-	-	-	-	-	-
	MODO	SWEDEN	43	7	14	21	-	52	-	-	-	-	-	-	-	-	-	-
2009-10	MODO	SWEDEN JR.	2	0	2	2	-	10	-	-	-	-	-	-	-	-	-	-
	SWEDEN	WJC-A	6	0	2	2	-	6	-	-	-	-	-	-	-	-	-	-
2009-10	TAMPA BAY	NHL	74	4	16	20	-3	79	0	0	0	90	-	-	-	-	-	-
	SWEDEN	WC-A	9	1	1	2	-	6	-	-	-	-	-	-	-	-	-	-
2010-11	TAMPA BAY	NHL	79	3	23	26	3	70	0	0	0	101	18	0	6	6	8	
	TAMPA BAY	NHL	61	5	18	23	-9	65	0	0	0	82	-	-	-	-	-	
2011-12	SWEDEN	WC	8	0	1	1	-	14	-	-	-	-	-	-	-	-	-	
	TAMPA BAY	NHL	44	4	16	20	1	31	0	0	0	76	-	-	-	-	-	
2013-14	TAMPA BAY	NHL	75	13	42	55	5	53	3	0	2	170	4	1	2	3	2	
2014-15	TAMPA BAY	NHL	59	10	28	38	12	40	3	0	2	115	26	1	13	14	6	
2015-16	TAMPA BAY	NHL	78	10	37	47	21	46	1	0	0	180	17	4	10	14	14	
2016-17	TAMPA BAY	NHL	79	16	56	72	3	47	4	0	5	166	-	-	-	-	-	
	SWEDEN	WCUP	4	1	0	1	-	0	-	-	-	-	-	-	-	-	-	
2017-18	SWEDEN	WC	10	2	2	4	-	6	-	-	-	-	-	-	-	-	-	
	TAMPA BAY	NHL	77	17	46	63	32	54	2	0	1	216	17	1	10	11	10	
NHL TOTALS			626	82	282	364	65	485	13	0	9	1196	82	7	41	48	40	

HIGHLIGHTS

- GOALS:**
- Game: 2 (5x, Last: 3/3/18 vs. PHI)
 - Season: 17 (2017-18)
 - Multi-Goal Games: 5
 - In 2017-18: 1
 - Hat Tricks: None
 - Streak: 3 (2x, Last: 3/18-3/22/18, 3g)
 - In 2017-18: 3 (3/18-3/22/18, 3g)
- ASSISTS:**
- Game: 3 (12x, Last - 2/15/18 vs. DET)
 - Season: 56 (2016-17)
 - Streak: 5 (2x, Last: 12/12-12/21/17, 2g, 6a)
 - In 2017-18: 5 (12/12-12/21, 2g, 6a)
- POINTS:**
- Game: 4 (2x, Last: 3/3/18 vs. PHI)
 - Season: 72 (2016-17)
 - Multi-Point Games: 82
 - In 2017-18: 15
 - Streak: 5 (4x, Last: 12/12-12/21/17, 2g, 6a)
 - In 2017-18: 5 (12/12-12/21/17, 2g, 6a)
- SHOOTOUT STATISTICS:**
- Career: 4-18 (22.2%)
 - In 2017-18: 0-0 (0.0%)
- MOST PIM IN A GAME:**
- 15 (3/31/12 vs. WPG)
- MOST SHOTS IN A GAME:**
- 9 (12/21/17 vs. OTT)

NHL AND LIGHTNING FIRSTS

- GAME:** 10/3/09 at ATL
- GOAL:** 12/5/09 vs. NYI (Roloson)
- ASSIST:** 10/3/09 at ATL

TRANSACTIONS

Re-signed by the Lightning to an 8-year contract extension on 7/1/16... Signed a five-year contract extension with the Lightning on 11/30/11... Selected by Tampa Bay in the first round, second overall, at the 2009 NHL Entry Draft.





TYLER JOHNSON

POSITION Center **BORN** July 29, 1990 (Spokane, WA)
HEIGHT 5-8 **ACQUIRED** Signed as a free agent on March 7, 2011
WEIGHT 180 **SEASON** NHL – 7th, Lightning – 7th
SHOOTS Right

2017-2018 SEASON

Played in 81 games with the Bolts, posting 21 goals and 50 points to go along with 24 penalty minutes... Recorded his 3rd 20-goal season and 3rd 50-point season... Ranked 5th on the Lightning for goals and game-winning goals with 3... Notched his 3rd career regular season hat trick on January 9 against Carolina... **2018 Playoffs:** Skated in 17 Stanley Cup Playoff games, registering 3 goals and 8 points to go along with 6 penalty minutes... Tallied 50th career playoff point in Game 4 against Washington... Ranked 2nd on the team with 42 shots on goal.

JOHNSON VS. THE NHL

	GP	G	A	P	PIM
ANA	8	1	3	4	10
ARI	9	2	7	9	6
BOS	19	2	6	8	2
BUF	21	5	12	17	6
CGY	10	2	4	6	6
CAR	17	8	8	16	2
CHI	9	2	1	3	2
COL	10	5	5	10	6
CBJ	13	4	3	7	4
DAL	10	3	4	7	0
DET	20	6	8	14	6
EDM	10	2	9	11	2
FLA	20	8	3	11	8
LAK	10	3	4	7	2
MIN	9	2	4	6	4
MTL	18	7	3	10	8
NSH	10	3	1	4	8
NJD	15	3	5	8	2
NYI	16	4	4	8	6
NYR	113	4	5	9	0
OTT	20	8	10	18	2
PHI	16	5	10	15	8
PIT	16	5	8	13	8
SJS	9	3	2	5	2
STL	10	5	2	7	2
TBL	0	0	0	0	0
TOR	18	4	5	9	4
VAN	9	1	3	4	4
VGK	1	0	0	0	0
WSH	13	3	5	8	2
WPG	10	0	7	7	4

CAREER

2016-17: Played in 66 games with the Lightning, recording 19 goals and 45 points to go along with 28 penalty minutes... Ranked tied for 3rd on the Lightning for goals and 5th for points... Also ranked 3rd on the Bolts for power-play goals with 6 and was tied for 5th with 3 game-winning tallies... His 18:49 average time on ice last season ranked 3rd among all Lightning forwards... Led the Lightning for face-off wins (583) and face-offs taken (1,122)... Missed 11 games from 3/11-4/1 with a lower body injury... Owned share of Bolts' longest point streak of the season after recording 2 goals and 4 assists over 6 game span (11/15-25)... **2015-16:** Played in 69 games with the Lightning, posting 14 goals and 38 points to go along with 20 penalty minutes... Ranked 2nd on the Lightning for game-winning goals with 7... Ranked tied for 4th on the Lightning for goals and 6th for points... Set the Bolts season high with 9 shots on 4/5 at NYR... Missed 7 games with an upper body injury from 12/12-26... Also appeared in 17 games during the playoffs, recording 7 goals and 17 points... Led the team and ranked tied for 2nd in the NHL with 3 game-winning goals... Ranked 2nd on the team and tied for 8th in the NHL for playoff goals... Ranked tied for 5th in the NHL for plus/minus with a +9 rating... Recorded a 3-game goal streak from Game 3 to 5 of the ECF... Registered a team playoff-best 4-game assist/point streak (4/30-5/8)... Scored twice and notched 2 assists in Game 2 vs. DET in the first round... **2014-15:** Played in 77 games with the Lightning, collecting 29 goals and 72 points to go along with 24 penalty minutes... Ranked tied for 1st (Stamkos) on the club for points and was 2nd for goals and assists... Ranked 3rd in the NHL with a +33 rating... Ranked tied for 1st with Steven Stamkos on the Lightning with 6 game-winning tallies... Finished the regular season with 5 points (3 goals, 2 assists) over his final 3 games... Recorded 2 point streaks of 7 games (10/14-28, 11 assists & 2/22-3/10, 3 goals, 6 assists)... Set career highs for goals (29), assists (43) and points (72)... Recorded a career-best 4 assist/point game on 10/28 vs. ARI... Scored his 2nd career hat trick on 12/23 vs. PIT... Named to the NHL All-Star Game on 1/10 but missed with a lower body injury... Tallied 16 multi-point games during the season... Scored his 1st career overtime winning goal on 3/10 at MTL... Missed 3 games from 3/30-4/2 with an upper body injury... Appeared in 26 playoff games with the Bolts, tallying 13 goals and 23 points to go along with 24 penalty minutes... Paced the NHL for goals with 13 and ranked tied for 1st with Chicago's Patrick Kane with 23 points... Led the NHL with 4 game-winning tallies... Set a new Lightning record for most postseason goals with 13 in a single year... Became the 1st Bolt to record a playoff hat trick in Game 2 of the ECF against New York... Recorded 9 points (4 goals, 5 assists) during the ECF... **2013-14:** Skated in 82 games with the Lightning, posting 24 goals and 50 points to go along with 26 penalty minutes... Was 1 of 3 Lightning skaters to play in all 82 games... Ranked 3rd among rookies for points and 1st (tie-MacKinnon) for goals with 24... Ranked 1st among all NHL rookies for TOI (18:47) and face-offs taken (1,275)... Named to the NHL All-Rookie Team... Ranked tied for 1st among all NHL skaters with 5 shorthanded tallies (Brad Marchand)... Became only the 2nd rookie in NHL history to record 5 power-play and 5 shorthanded goals in a season (Dennis Maruk – 1975-76)... Set a new Lightning rookie record for most goals in a season on Apr. 10 vs. PHI, surpassing Steven Stamkos' (2008-09)... Became the 3rd rookie in

Lightning franchise history to record a 20-goal season... Scored his 1st career NHL hat trick on Jan. 25 vs. COL, becoming the 2nd Lightning rookie to score 3 goals in a game (Stamkos: Feb. 17, 2009)... Recorded 2 5-game point streaks during the season (Jan. 16-25 & March 4-13)... Skated in 4 playoff games, posting 1 goal and 2 points... Made his Stanley Cup playoffs debut in Game 1 versus Montreal on April 16, recording an assist... Scored his 1st career postseason goal in Game 4 at Montreal... **2012-13:** Skated in 14 games for the Lightning, registering 3 goals and 6 points... Played in his 1st NHL game on 3/14 vs. NYI... Recorded 2 multi-point games with his 1st coming on 3/16 vs. CAR... Scored his 1st goal on 3/16 vs. CAR... Skated in a career-high 16:53 TOI vs. FLA on 4/2... Skated in 62 games with Syracuse, scoring a league-leading 37 goals and totaling 65 points... Ranked 1st on Syracuse in power play goals with 12... Awarded the Les Cunningham Award as the AHL's Most Valuable Player... Named to the AHL's First All-Star Team... Named to the 2013 Dunkin' Donuts AHL All-Star Classic... **2011-12:** Played 1st professional season with the Admirals, skating in 75 games and recording 31 goals and 68 points... Ranked 2nd on the Admirals in goals and 3rd in points... Ranked 2nd in the AHL in rookie scoring in points and 3rd in goals... Named AHL Player of the Month in March after recording 11 goals, 11 points and a plus-13 rating... Held a nine-game goal scoring streak from 3/3 through 3/24... Skated in 14 Calder Cup playoff games, registering six goals and 14 points... Won the Calder Cup with Norfolk... **Junior Career:** Has skated in a total of 266 WHL games, all with the Spokane Chiefs, registering 128 goals, 154 assists and 282 points... Had his best season in 2010-11, scoring a league-leading 53 goals in a WHL career-high 71 games... Also recorded 62 assists which ranked 5th among all WHL skaters and 115 points which were 2nd among all WHL players... Ranked 7th in the WHL with 17 power-play goals... Was 2nd among all WHL skaters with 38 power-play assists... Was tied for 2nd in the league with 6 shorthanded goals and was 14th with 7 game-winning tallies... Appeared in 14 postseason games, recording 7 goals and 14 points... His goal and point totals ranked 2nd on the club in the playoffs... Led the team with 1 shorthanded tally in the postseason... In 2009-10, amassed 36 goals and 71 points in 64 games... Ranked 2nd on the team in goals and was 3rd in points... Also ranked 3rd on the team with 35 assists and was 2nd on the club with 11 power-play goals... Was 1 of 3 Chiefs players to average over a point per game that season... Also appeared in 7 postseason games with Spokane, registering 8 points which ranked 3rd on the team... Tied for the team lead with 5 assists in the playoffs and tied for 2nd on the club with 1 power-play goal... In 2008-09, recorded 26 goals, 35 assists and 61 points in 62 games... Ranked 3rd on the team in goals and in points... Finished 6th on the club with a plus-26 rating... Tied for 2nd on the team with 8 power-play goals... Also had 8 points in 12 postseason games, good for 4th on the team... Tied for the team lead with 2 power-play goals... In 2007-08, made his major junior debut, appearing in 69 games with the Chiefs... Had 13 goals and 35 points... Was 9th on Spokane in points.

CAREER STATISTICS

SEASON	TEAM	LEAGUE	REGULAR SEASON											PLAYOFFS				
			GP	G	A	P	+/-	PIM	PPG	SHG	GWG	S	GP	G	A	P	PIM	
2007-08	SPOKANE	WHL	69	13	22	35	-	34	-	-	-	-	-	21	5	3	8	24
2008-09	SPOKANE	WHL	62	26	35	61	-	52	-	-	-	-	-	12	5	3	8	8
2009-10	SPOKANE	WHL	64	36	35	71	-	32	-	-	-	-	-	7	3	5	8	0
2010-11	SPOKANE	WHL	71	53	62	115	-	48	-	-	-	-	-	14	7	7	14	9
2011-12	NORFOLK	AHL	75	31	37	68	-	28	-	-	-	-	-	14	6	8	14	6
2012-13	SYRACUSE	AHL	62	37	28	65	-	34	-	-	-	-	-	18	10	11	21	18
	TAMPA BAY	NHL	14	3	3	6	3	4	0	0	0	11	-	-	-	-	-	
2013-14	TAMPA BAY	NHL	82	24	26	50	23	26	5	5	4	181	4	1	1	2	0	
2014-15	TAMPA BAY	NHL	77	29	43	72	33	24	8	0	6	203	26	13	10	23	24	
2015-16	TAMPA BAY	NHL	69	14	24	38	4	20	3	0	7	167	17	7	10	17	12	
2016-17	TAMPA BAY	NHL	66	19	26	45	-5	28	6	0	3	130	-	-	-	-	-	
2017-18	TAMPA BAY	NHL	81	21	29	50	3	24	4	2	3	186	17	3	5	8	6	
NHL TOTALS			389	110	151	261	61	126	26	7	23	878	64	24	26	50	42	

HIGHLIGHTS

- GOALS:**
 Game: 3 (3x, Last: 1/9/18 vs. CAR)
 Season: 29 (2014-15)
 Multi-Goal Games: 16
 In 2017-18: 3
 Hat Tricks: 3
 Streak: 3 (11/6-11/9/14, 4g)
 In 2017-18: 2 (5x, Last: 3/8-3/10, 2g)
- ASSISTS:**
 Game: 4 (10/28/14 vs. ARI)
 Season: 43 (2014-15)
 Streak: 7 (2x, Last: 12/5/17-12/21/17, 2g, 9a)
 In 2017-18: 7 (12/5-12/21, 2g, 9a)
- POINTS:**
 Game: 4 (10/28/14 vs. ARI)
 Season: 72 (2014-15)
 Multi-Point Games: 53
 In 2017-18: 10
 Streak: 12 (12/2/17-12/31/17, 8g, 10a)
 In 2017-18: 12 (12/2-12/31, 8g, 10a)
- SHOOTOUT STATISTICS:**
 Career: 0-3 (0.0%)
 In 2017-18: 0-0 (0.0%)
- MOST PIM IN A GAME:**
 4 (2x, Last: 3/26/15 vs. NSH)
- MOST SHOTS IN A GAME:**
 9 (4/5/16 at NYR)

NHL AND LIGHTNING FIRSTS

- GAME:** 3/14/13 vs. NYI
GOAL: 3/16/13 vs. CAR (Peters)
ASSIST: 3/16/13 vs. CAR

TRANSACTIONS

Re-signed to a seven-year contract on July 10, 2017... Re-signed to a three-year contract on May 23, 2014... Signed by Tampa Bay on March 7, 2011 as a free agent.





KILLORN VS. THE NHL

	GP	G	A	P	PIM
ANA	10	2	2	4	4
ARI	10	1	4	5	10
BOS	23	4	5	9	17
BUF	24	4	9	13	14
CGY	8	4	5	9	9
CAR	19	4	7	11	8
CHI	9	0	4	4	12
COL	10	2	6	8	4
CBJ	14	1	4	5	15
DAL	9	2	6	8	0
DET	21	6	7	13	14
EDM	9	2	2	4	10
FLA	24	5	11	16	10
LAK	9	2	1	3	8
MIN	9	1	2	3	6
MTL	24	3	5	8	20
NSH	10	1	2	3	8
NJD	16	5	2	7	2
NYI	17	3	4	7	6
NYR	17	3	5	8	20
OTT	23	5	7	12	2
PHI	16	3	6	9	8
PIT	18	3	12	15	12
SJS	10	1	2	3	8
STL	10	3	5	8	0
TBL	0	0	0	0	0
TOR	24	7	2	9	25
VAN	10	5	2	7	6
VGK	2	0	0	0	0
WSH	18	4	1	5	10
WPG	12	1	4	5	0

ALEX KILLORN

POSITION Center **BORN** September 14, 1989 (Halifax, Nova Scotia)
HEIGHT 6-1 **ACQUIRED** Selected by the Lightning in the third round, 77th overall, at the 2007 NHL Entry Draft
WEIGHT 197 **SEASON** NHL – 7th, Lightning – 7th
SHOOTS Left

2017-2018 SEASON

Played in all 82 games with the Bolts, posting 15 goals and 47 points to go along with 45 penalty minutes...Notched his 4th 15-goal season...Ranked 4th on the Lightning with a +22 rating, which is a new career best...Set career-highs for assists and points...Set a career-high with 5 points (2 goals, 3 assists) on February 1 at Calgary...Played in his 400th career NHL game on January 22 at Chicago...**2018 Playoffs:** Appeared in 17 Stanley Cup Playoff games, posting 5 goals and 7 points to go along with 12 penalty minutes...Ranked 5th on the Bolts for goals and led the team with a 22.7 shooting percentage...Ranked 4th among Lightning forwards for average time on ice (15:47)...Led the team for plus/minus with a +4 rating.

CAREER

2016-17: Played in 81 games for the Bolts, notching 19 goals and 36 points to go along with 66 penalty minutes...Set career high for goals in a season...Ranked 1st on the Lightning for games played, 3rd for goals and penalty minutes, and 7th for points...Ranked 4th among all Lightning forwards for average time on ice (18:00)...Posted 4 game-winning goals, ranking 4th on the team...Represented Team Canada at the World Championships, recording 8 penalty minutes in 10 tournament games...**2015-16:** Played in 81 games with the Lightning, recording 14 goals and 40 points to go along with 44 penalty minutes...Ranked 1st on the Bolts for games played, missing only 1 game (10/25 vs. DAL)...Ranked tied for 4th on the Lightning for points and 4th for assists (26)...Posted a season-best 3-point game on 1/19 vs. EDM...Recorded his 100th career NHL point on 10/12 at BOS...Skated in 17 playoff games, recording 5 goals and 13 points to go along with 42 penalty minutes...Ranked 1st on the club for penalty minutes...Ranked 2nd on the club for game-winning goals with 2...Ranked tied for 3rd on the team for goals and 5th for points...Tallied a 2-assist game, his 4th multi-point game of the playoffs, in Game 4 vs. PIT...**2014-15:** Played in 71 games with the Lightning, recording 15 goals and 38 points to go along with 36 penalty minutes...Missed the final 3 games of the season due to injury...Ranks tied for 3rd on the Bolts for game-winning goals with 5, also a new career-best...Recorded a career-high 7-game point streak (5 goals, 3 assists) from 11/15-29, tying the Lightning's longest of the season...Recorded his 1st career 2-goal game on 1/20 vs. VAN...Skated in 26 postseason games with the Lightning, collecting 9 goals and 18 points...Ranked 1st among all Lightning forwards for average time on ice (20:10)...Ranked tied for 6th in the NHL with 9 goals...Ranked tied for 3rd on the Bolts for points with 18 and was 3rd with 2 game-winning tallies...Notched his 1st career 3-point playoff game in Game 2 at New York in the ECF (2 goals, 1 assist)...**2013-14:** Skated in 82 games with the Lightning, posting 17 goals and 41 points to go along with 63 penalty minutes...1 of 3 players on the Lightning to skate in all 82 games...Ranked 6th on the Bolts for goals with 17...Recorded a season-high 7 shots and tallied his 17th goal of the season on Apr. 1 vs. MTL...Recorded a

career-high 15 penalty minutes on March 19 at TOR...Tallied a career-best 3 points (2 goals, 1 assist) and was the game's 1st star on Nov. 2 vs. STL...**2012-13:** Played in 38 games with the Lightning, posting 7 goals and 19 points with 14 penalty minutes...Ranked tied for 9th in the NHL for points among rookies and was tied for 11th in rookie goals...Ranked tied for 5th in NHL rookie game-winning goals with 2...Scored his 1st career NHL goal on 2/16 at FLA (Theodore)...Earned his 1st career NHL point (assist) in his NHL debut on 2/10 at NYR...Skated in 44 games with the Syracuse Crunch of the American Hockey League, collecting 16 goals and 38 points to go along with a plus-6 rating and 32 penalty minutes...Ranked 4th on the Crunch for goals and tied for 6th for points...7 of his 16 goals with Syracuse came on the man-advantage, ranking tied for 3rd on the club in that category...**2011-12:** Played in 10 games with the Norfolk Admirals of the AHL, recording 2 goals and 6 points to go along with a plus-6 rating...Made his AHL/professional debut on 3/23 vs. Albany...Recorded his 1st AHL multi-goal game on 3/24 vs. Albany...Notched his 1st multi-point game (2 assists) on 4/7 vs. Binghamton...Appeared in 17 Calder Cup playoff games with the Admirals, collecting 3 goals and 12 points...Ranked tied for 3rd on the club for playoff scoring...Won the Calder Cup with Norfolk...**College Career:** Appeared in 130 career games at Harvard, registering 53 goals and 109 points...**2011-12:** Played in 34 games with Harvard, recording a career-high 23 goals and 46 points to go along with 47 penalty minutes...Ranked 1st on Harvard for goals and points, and was 2nd in assists with 23...Ranked 3rd in the Eastern College Athletic Conference for goals and 4th for points...Named to the 2012 ECAC First Team All-League and was a nominee for the Hobey Baker Award...**2010-11:** Played in 34 games with Harvard, collected 15 goals and 29 points to go along with 36 penalty minutes...Ranked 1st on the team for goals, 2nd for points and 3rd (tie) for assists with 14...**2009-10:** Appeared in 32 contests with the Crimson, tallying 9 goals and 20 points...Ranked 2nd on the team for goals and 3rd for points...**2008-09:** Skated in 30 games as a freshman at Harvard, recording 6 goals and 14 points to go along with 46 penalty minutes...Led all freshman skaters for goals and points.

CAREER STATISTICS

SEASON	TEAM	LEAGUE	GP	G	A	P	+/-	PIM	REGULAR SEASON					PLAYOFFS					
									PPG	SHG	GWG	S	GP	G	A	P	PIM		
2008-09	HARVARD	ECAC	30	6	8	14	-	46	-	-	-	-	-	-	-	-	-	-	-
2009-10	HARVARD	ECAC	32	9	11	20	-	26	-	-	-	-	-	-	-	-	-	-	-
2010-11	HARVARD	ECAC	34	15	14	29	-	36	-	-	-	-	-	-	-	-	-	-	-
2011-12	HARVARD	ECAC	34	23	23	46	-	47	-	-	-	-	-	-	-	-	-	-	-
	NORFOLK	AHL	10	2	4	6	-	2	-	-	-	-	-	17	3	9	12	8	
2012-13	SYRACUSE	AHL	44	16	22	38	-	32	-	-	-	-	-	-	-	-	-	-	-
	TAMPA BAY	NHL	38	7	12	19	-6	14	1	0	2	82	-	-	-	-	-	-	-
2013-14	TAMPA BAY	NHL	82	17	24	41	8	63	3	0	2	173	4	1	1	2	4		
2014-15	TAMPA BAY	NHL	71	15	23	38	8	36	1	1	5	130	26	9	9	18	12		
2015-16	TAMPA BAY	NHL	81	14	26	40	14	44	3	0	3	154	17	5	8	13	42		
2016-17	TAMPA BAY	NHL	81	19	17	36	-9	66	4	1	4	176	-	-	-	-	-		
	CANADA	WC	10	0	0	0	-	8	-	-	-	-	-	-	-	-	-		
2017-18	TAMPA BAY	NHL	82	15	32	47	22	45	2	0	1	156	17	5	2	7	12		
NHL & LIGHTNING TOTALS			435	87	134	221	37	268	14	2	17	871	64	20	20	40	70		

HIGHLIGHTS

GOALS:
 Game: 2 (4x, Last: 2/1/18 at CGY)
 Season: 19 (2016-17)
 Multi-Goal Games: 4
 In 2017-18: 1
 Hat Tricks: None
 Streak: 4 (2x, Last: 12/31/16-1/7/17, 2g, 2a)
 In 2017-18: 2 (2/10-2/12, 2g)

ASSISTS:
 Game: 4 (10/12/17 vs. PIT)
 Season: 32 (2017-18)
 Streak: 3 (2x, Last: 2/16-2/20/16, 1g, 3a)
 In 2017-18: 2 (3x, Last: 2/22-2/24, 2a)

POINTS:
 Game: 5 (2/1/18 at CGY)
 Season: 47 (2017-18)
 Multi-Point Games: 36
 In 2017-18: 8
 Streak: 7 (11/15-11/29/15, 5g, 3a)
 In 2017-18: 4 (2x, Last: 3/1-3/8, 2g, 2a)

SHOOTOUT STATISTICS:
 Career: 0-2 (00.0%)
 In 2017-18: 0-0 (0.0%)

MOST PIM IN A GAME:
 15 (3/19/14 at TOR)

MOST SHOTS IN A GAME:
 7 (3x, Last: 11/17/16 at BUF)

NHL AND LIGHTNING FIRSTS

GAME: 2/10/13 at NYR
GOAL: 2/16/13 at FLA (Theodore)
ASSIST: 2/10/13 at NYR

TRANSACTIONS

Re-signed by the Lightning to a 7-year contract on 7/17/16...Signed first professional contract with Tampa Bay on 3/19/12...Selected by Tampa Bay in the third round, 77th overall, at the 2007 NHL Entry Draft



©2018 by the Tampa Bay Lightning. All rights reserved. This page is for informational purposes only. For more information, please visit www.tampabay.com. The Lightning and the Bolt are trademarks of the Tampa Bay Lightning. All other trademarks are the property of their respective owners.



KOEKKOEK VS. THE NHL

	GP	G	A	P	PIM
ANA	1	0	0	0	0
ARI	2	0	0	0	0
BOS	3	0	1	1	0
BUF	4	0	0	0	4
CGY	2	0	0	0	0
CAR	3	0	0	0	2
CHI	0	0	0	0	0
COL	1	0	0	0	0
CBJ	2	0	0	0	0
DAL	0	0	0	0	0
DET	4	0	0	0	4
EDM	2	0	0	0	2
FLA	3	0	0	0	2
LAK	1	0	1	1	0
MIN	1	0	0	0	2
MTL	2	0	0	0	0
NSH	3	0	1	1	0
NJD	1	0	0	0	0
NYI	5	0	4	4	2
NYR	2	0	0	0	0
OTT	3	1	0	1	2
PHI	5	0	2	2	0
PIT	5	2	0	2	2
SJS	4	1	0	1	2
STL	3	0	0	0	2
TBL	0	0	0	0	0
TOR	3	0	0	0	0
VAN	2	0	0	0	0
VGK	2	0	0	0	2
WSH	4	0	0	0	0
WPG	3	0	0	0	2

SLATER KOEKKOEK

POSITION Defenseman **BORN** February 18, 1994 (Mountain, Ontario)
HEIGHT 6-2 **ACQUIRED** Selected by the Lightning in the first round, 10th overall, at the 2012 NHL Draft
WEIGHT 191 **SEASON** NHL – 5th, Lightning – 5th
SHOOTS Left

2017-2018 SEASON

Played in 35 games with the Lightning this season, posting four goals and eight points to go along with 18 penalty minutes. Logged a career-best 18:34 time on ice, recorded an assist and a +2 rating on January 23 at Nashville. Recorded his first two career NHL goals on October 12 vs. Pittsburgh...**2018 Playoffs:** Did not appear in any Stanley Cup Playoff games.

CAREER

2016-17: Skated in 29 games with the Lightning, posting 4 assists and 8 penalty minutes...Set career NHL highs for games played, assists and penalty minutes...Also skated in 48 contests with Syracuse, notching 2 goals and 13 points...Appeared in 22 AHL playoff games, registering a goal and 7 points, helping the Crunch reach the Calder Cup Final...**2015-16:** Played in 9 games with the Lightning, recording an assist and 2 penalty minutes...Recorded 1st career NHL point with an assist on 3/7 at PHI...Also appeared in 10 Stanley Cup playoff games with the Bolts, notching an assist and 2 penalty minutes...Made NHL playoffs debut on 4/30 vs. NYI...Skated in 60 games with the Crunch, posting 5 goals and 15 points to go along with 26 penalty minutes...**2014-15:** Played in 3 games with the Lightning during the regular season, recording 2 penalty minutes...Made his NHL debut against the Toronto Maple Leafs on 3/31, logging 15:31 time on ice...Skated in 72 games with the Crunch during the regular season, posting 5 goals and 26 points...Led all Syracuse defensemen for points and assists (21)...Appeared in 3 playoff games with the Crunch, posting an assist and 6 penalty minutes...**Junior Career:** Skated in 195 career OHL games over 4 seasons with the Windsor Spitfires and Peterborough Petes, collecting 33 goals and 123 points...**2013-14:** Played in 62 games with Windsor, recording career highs for goals (15), assists (38) and points (53)...Ranked 1st among Spitfire defensemen for goals, assists and points...Ranked tied for 6th among OHL defensemen for points...**2012-13:** Skated in 42 OHL games with the Spitfires and Petes, recording 6 goals and 23 points...Suffered a shoulder injury with Windsor which ended his season early...**2011-12:** Played in 26 games with Peterborough, notching 5 goals and 18 points...Ranked 3rd among Petes defensemen for assists despite only appearing in 26 games...**2010-11:** Skated in 65 games with the Petes in his rookie OHL season, posting 7 goals and 23 points...Ranked 2nd among Petes defensemen for goals, assists and points...Ranked 3rd on the club for penalty minutes with 67.

CAREER STATISTICS

SEASON	TEAM	LEAGUE	REGULAR SEASON							PLAYOFFS				
			GP	G	A	TP	+/-	PIM	GP	G	A	TP	PIM	
2010-11	PETERBOROUGH	OHL	65	7	16	23	-	67	-	-	-	-	-	
2011-12	PETERBOROUGH	OHL	26	5	13	18	-	17	-	-	-	-	-	
2012-13	PETERBOROUGH	OHL	40	6	22	28	-	28	-	-	-	-	-	
	WINDSOR	OHL	2	0	1	1	-	0	-	-	-	-	-	
2013-14	WINDSOR	OHL	62	15	38	53	-	51	-	-	-	-	-	
2014-15	TAMPA BAY	NHL	3	0	0	0	0	2	-	-	-	-	-	
	WINDSOR	AHL	72	5	21	26	-	44	3	0	1	1	6	
2015-16	TAMPA BAY	NHL	9	0	1	1	-1	2	10	0	1	1	2	
	SYRACUSE	AHL	60	5	10	15	-	26	-	-	-	-	-	
2016-17	TAMPA BAY	NHL	29	0	4	4	-4	8	-	-	-	-	-	
	SYRACUSE	AHL	48	2	11	13	-	14	22	1	6	7	4	
2017-18	TAMPA BAY	NHL	35	4	4	8	4	18	-	-	-	-	-	
NHL TOTALS			76	4	9	13	-1	30	10	0	1	1	2	

HIGHLIGHTS

GOALS:
 Game: 2 (10/12/17 vs. PIT)
 Season: 4 (2017-18)
 Multi-Goal Games: 1
 In 2017-18: 1
 Hat Tricks: None
 Streak: None
 In 2017-18: None

ASSISTS:
 Game: 2 (11/1/16 at NYI)
 Season: 4 (2x, Last: 2017-18)
 Streak: 2 (2x, Last: 11/9/17-11/18/17, 2a)
 In 2017-18: 2 (11/9-11/18, 2a)

POINTS:
 Game: 2 (2x, Last: 10/12/17 vs. PIT)
 Season: 8 (2017-18)
 Multi-Point Games: 2
 In 2017-18: 1
 Streak: 3 (11/8/17-11/18/17, 1g, 2a)
 In 2017-18: 3 (11/8-11/18, 1g, 2a)

SHOOTOUT STATISTICS:
 Career: 0-0 (00.0%)
 In 2017-18: 0-0 (0.0%)

MOST PIM IN A GAME:
 2 (15x, Last: 4/7/18 at CAR)

MOST SHOTS IN A GAME:
 5 (11/17/16 at BUF)

NHL AND LIGHTNING FIRSTS

GAME: 3/31/15 at TOR
GOAL: 10/12/17 vs. PIT (Niemi)
ASSIST: 3/7/16 at PHI

TRANSACTIONS

Re-signed by Tampa Bay to a 1-year contract extension on 7/1/2018...
 Re-signed by the Lightning to a 1-year contract extension on 7/3/2017...
 Signed by Tampa Bay to an entry level contract on 3/20/13.





NIKITA KUCHEROV

POSITION Right Wing **BORN** June 17, 1993 (Moscow, Russia)
HEIGHT 5-11 **ACQUIRED** Selected in the second round, 58th overall, at the 2011 NHL Draft
WEIGHT 178 **SEASON** NHL – 6th, Lightning – 6th
SHOOTS Left

2017-2018 SEASON

Played in 80 games with the Lightning, recording 39 goals and 100 points to go along with 42 penalty minutes...Became the 3rd Lightning player in team history to record 100 points... Moved into 5th place on the Lightning's all-time goals list with his 146th tally on March 26 vs. Arizona...Ranked 3rd in the NHL for points and tied for 9th for goals...Selected to his 2nd NHL All-Star Game...Lightning went 30-3-2 when he scored a goal during the regular season... Became 1 of 6 players in the NHL modern era to score in each of the 1st 7 games of the season... Tied the Bolts franchise record for a season-opening point streak of 11 games (12 goals, seven assists)...**2018 Playoffs:** Appeared in 17 Stanley Cup Playoff games, tallying 7 goals and 17 points to go along with 10 penalty minutes...Ranked 1st on the Bolts for points, shots (61) and game-winning goals(3)...Ranked tied for 1st for both goals and assists...Ranked 2nd among all Lightning forwards for average time on ice per game (17:55).

CAREER

2016-17: Played in 74 games with the Lightning, posting 40 goals and 85 points to go along with 38 penalty minutes...Ranked tied for 2nd for goals in the NHL and 5th for points...Ranked tied for 1st in the league with 17 power-play goals...Set career highs for goals, assists, points, power-play goals and game-winning goals (7)...Recorded 2 hat tricks (2/27 vs. OTT & 3/23 at BOS)...Recorded 22 points (12 goals, 10 assists) during March, most points all-time for a Bolt in a month...Named NHL's First Star for March...Selected to 1st NHL All-Star Game...Named NHL Second Star for November...Played in 4 World Cup games for Russia, posting 2 goals and 3 points...Also appeared in 10 World Championship games, notching 7 goals and 15 points...**2015-16:** Played in 77 games with the Lightning, posting 30 goals and 66 points to go along with 30 penalty minutes...Led the Lightning for points and ranked 2nd for both assists (36) and goals... Set career highs for goals, points, power-play goals (9) and game-winning goals (4)...Ranked 2nd on the Lightning for power-play goals and shots (209)...Notched a team-best 19 multi-point games...Recorded 2 8-game point streaks during the regular season (12/15-1/2 and 1/8-23)...Played in 17 games during the playoffs, posting 11 goals and 19 points to go along with 8 penalty minutes...Ranked 1st on the team for goals, points and power-play goals (3)...Ranked 2nd in the NHL for playoff goals...Scored goals in 3 consecutive games to close out the Lightning's second round series versus the NY Islanders...Notched 3 2-goal games during the postseason...Ranked 2nd among Lightning forwards for average time on ice (20:08)...**2014-15:** Played in 82 games with the Lightning, recording 29 goals and 65 points to go along with 37 penalty minutes... Was 1 of 5 players to skate in all 82 regular season games...Set career highs for games played, goals, assists and points...Ranked tied for 1st with Max Pacioretty in the NHL with a +38 rating...Ranked tied for 2nd on the Lightning for goals (29) and was 3rd for points (65)...Registered a career-best 4-game goal streak from 2/3-10...Scored his 1st career

NHL hat trick on 10/28 vs. ARI...Played in 26 postseason games with the Lightning, recording 10 goals and 22 points to go along with 14 penalty minutes...Ranked 3rd in the NHL for points and was tied for 3rd for goals... Ranked tied for 2nd in the league with 3 game-winning goals...Was the lone player in the NHL to score 2 overtime goals...Posted 2 3-assist games during the playoffs...**2013-14:** Skated in 52 games with the Lightning, posting 9 goals and 18 points to go along with 14 penalty minutes...Ranked 3rd on the Lightning among rookies for goals...Ranked 7th (tie-multiple players) among NHL rookies with 3 game-winning goals...Notched a 4-game point streak from Jan. 1-7 (3 goals, 1 assist)...Recorded a 3-game goal streak from Jan. 1-5...Scored his 1st career goal in his NHL debut, on his 1st shot, on Nov. 25 vs. NYR...Became the 7th player in Lightning history to record a goal in their NHL debut...Skated in 2 postseason games with the Lightning, posting 1 goal...Made his Stanley Cup playoffs debut in Game 1 against Montreal on 4/16...**2012-13:** Skated in 33 QMJHL games last season with the Quebec Remparts and Rouyn-Noranda Huskies, posting 29 goals and 63 points to go along with a +17 rating and 14 penalty minutes...Skated in 6 games with Quebec, posting 3 goals and 10 points before being traded to Rouyn-Noranda on 11/21...Appeared in 27 games with the Huskies, registering 26 goals and 53 points to go along with a +18 rating and 12 penalty minutes... Ranked 5th on the Huskies for goals and 7th for points...Skated in 14 playoff games with Rouyn-Noranda, recording 9 goals and 24 points to go along with 10 penalty minutes and a +8 rating...Ranked 2nd on the Huskies for playoff points and assists (15) and was tied for 2nd for goals...Ranked tied for 1st on the Huskies in playoff plus/minus...Missed the beginning of the season due to off-season shoulder surgery...**2011-12:** Played in 18 games with CSKA Moscow of the KHL, recording 1 goal and 5 points...Appeared in 23 games with CSKA's junior team (MHL), registering 24 goals and 43 points...Played in 7 postseason games with CSKA-2, recording 3 goals and

4 points...**2010-11:** Played in 41 games with CSKA-2, recording 27 goals and 58 points to go along with 81 penalty minutes...Played in 8 games with CSKA (KHL), notching 2 assists...**International Career:** Has represented Russia on 3 occasions in international play and has won medals each time...**2013:** Skated for Russia at the World Junior championships, helping them win the Bronze Medal...Appeared in 7 games, recording 5 goals and 8 points to go along with 2 penalty

minutes...**2012:** Appeared in 7 games for Russia at the World Junior Championships, registering 2 goals and 7 points, helping them capture the Silver Medal...**2011:** Represented Russia at the U-18 World Championships, skating in 7 games as his native country captured the Bronze Medal...Skated in 7 games, recording 11 goals and 21 points to go along with 6 penalty minutes.

KUCHEROV VS. THE NHL

	GP	G	A	P	PIM
ANA	8	3	5	8	4
ARI	7	7	2	9	0
BOS	17	5	6	11	13
BUF	18	7	10	17	8
CGY	9	2	2	4	0
CAR	13	6	9	15	4
CHI	8	3	2	5	0
COL	10	2	4	6	4
CBJ	15	3	9	12	4
DAL	9	4	5	9	0
DET	19	12	9	21	6
EDM	8	6	5	11	4
FLA	18	8	8	16	12
LAK	8	5	4	9	2
MIN	9	5	1	6	4
MTL	19	6	9	15	4
NSH	10	3	3	6	0
NJD	12	4	10	14	4
NYI	15	5	9	14	8
NYR	15	4	7	11	4
OTT	20	8	16	24	16
PHI	15	2	10	12	10
PIT	13	6	9	15	11
SJS	9	5	3	8	2
STL	8	4	2	6	2
TBL	0	0	0	0	0
TOR	19	6	10	16	14
VAN	8	3	5	8	2
VGK	2	0	3	3	2
WSH	14	8	5	13	0
WPG	10	5	5	10	19

CAREER STATISTICS

SEASON	TEAM	LEAGUE	REGULAR SEASON							PLAYOFFS				
			GP	G	A	TP	+/-	PIM	GP	G	A	TP	PIM	
2010-11	CSKA 2	MHL	41	27	31	58	-	81	-	-	-	-	-	
	CSKA	KHL	8	0	2	2	-	0	-	-	-	-	-	
	RUSSIA	U18	7	11	10	21	-	6	-	-	-	-	-	
2011-12	CSKA	KHL	18	1	4	5	-	4	-	-	-	-	-	
	CSKA-2	MHL	23	24	19	43	-	40	7	3	1	4	0	
	RUSSIA	WJC	7	2	5	7	-	2	-	-	-	-	-	
2012-13	QUEBEC	QMJHL	6	3	7	10	-	2	-	-	-	-	-	
	ROUYN-NORANDA	QMJHL	27	26	27	53	-	18	14	9	15	24	10	
	RUSSIA	WJC	7	5	3	8	-	2	-	-	-	-	-	
2013-14	SYRACUSE	AHL	17	13	11	24	-	10	-	-	-	-	-	
	TAMPA BAY	NHL	52	9	9	18	3	14	2	1	0	1	0	
2014-15	TAMPA BAY	NHL	82	29	36	65	38	37	26	10	12	22	14	
2015-16	TAMPA BAY	NHL	77	30	36	66	9	30	17	11	8	19	8	
	RUSSIA	WCUP	4	2	1	3	-	0	-	-	-	-	-	
2016-17	TAMPA BAY	NHL	74	40	45	85	13	38	-	-	-	-	-	
	RUSSIA	WC	10	7	8	15	-	8	-	-	-	-	-	
2017-18	TAMPA BAY	NHL	80	39	61	100	15	42	17	7	10	17	10	
NHL TOTALS			365	147	187	334	78	161	62	29	30	59	32	

HIGHLIGHTS

- GOALS:**
 Game: 3 (3x, Last: 3/23/17 at BOS)
 Season: 40 (2016-17)
 Multi-Goal Games: 18
 In 2017-18: 4
 Hat Tricks: 3
 Streak: 7 (10/6/17-10/17/17, 8g)
 In 2017-18: 7 (10/6-10/17, 8g)
- ASSISTS:**
 Game: 3 (8x, Last: 3/13/18 vs. OTT)
 Season: 61 (2017-18)
 Streak: 5 (3x, Last: 11/4/17-11/16/17, 4g, 8a)
 In 2017-18: 5 (11/4-11/16, 4g, 8a)
- POINTS:**
 Game: 4 (5x, Last: 2/15/18 vs. DET)
 Season: 100 (2017-18)
 Multi-Point Games: 87
 In 2017-18: 31
 Streak: 11 (10/6/17-10/26/17, 12g, 7a)
 In 2017-18: 11 (10/6-10/26, 12g, 7a)
- SHOOTOUT STATISTICS:**
 Career: 8/28 (29%)
 In 2017-18: 1/5 (20%)
- MOST PIM IN A GAME:**
 15 (3/14/15 vs. WPG)
- MOST SHOTS IN A GAME:**
 11 (2/17/18 vs. NJD)

NHL AND LIGHTNING FIRSTS

- GAME:** 11/25/13 vs. NYR
GOAL: 11/25/13 vs. NYR (Lundqvist)
ASSIST: 12/23/13 at FLA

TRANSACTIONS

Re-signed by the Bolts to an eight-year contract extension on July 10, 2018...Re-signed by the Lightning to a three-year contract on October 11, 2016...Signed an entry level contract with Tampa Bay on September 10, 2012.





MCDONAGH VS. THE NHL

	GP	G	A	P	PIM
ANA	13	0	2	2	4
ARI	13	1	6	7	6
BOS	27	3	6	9	2
BUF	23	1	9	10	4
CGY	9	1	3	4	2
CAR	27	5	11	16	20
CHI	11	0	4	4	2
COL	9	1	7	8	12
CBJ	21	1	5	6	12
DAL	12	1	2	3	6
DET	12	2	4	6	4
EDM	10	0	2	2	0
FLA	22	1	11	12	2
LAK	11	1	2	3	6
MIN	10	3	9	12	0
MTL	24	0	5	5	8
NSH	12	2	3	5	2
NJD	32	2	12	14	14
NYI	32	5	6	11	12
NYR	1	0	0	0	0
OTT	21	4	8	12	4
PHI	30	2	10	12	28
PIT	29	5	9	14	23
SJS	12	3	2	5	0
STL	10	1	2	3	4
TBL	18	0	12	12	14
TOR	23	4	6	10	6
VAN	10	2	4	6	8
VGK	2	0	1	1	2
WSH	27	2	17	19	10
WPG	17	0	8	8	4

RYAN MCDONAGH

POSITION Defenseman **BORN** June 13, 1989 (St. Paul, Minnesota)
HEIGHT 6-1 **ACQUIRED** Trade from NY Rangers on February 26, 2018
WEIGHT 214 **SEASON** NHL – 9th, Lightning – 2nd
SHOOTS Left

2017-2018 SEASON

Played in 63 games this season with the New York Rangers and Lightning, recording 4 goals and 29 points to go along with 20 penalty minutes...Posted 2 goals and 3 points in 14 games with the Lightning...Traded to Tampa Bay along with J.T. Miller from the NY Rangers for Vlad Namestnikov and draft picks...Missed 14 games from February 9 through March 8 with an upper body injury...Led the Rangers for average time on ice (23:54)...**2018 Playoffs:** Appeared in 17 Stanley Cup Playoff games, posting 5 assists and 6 penalty minutes...Ranked 2nd on the Lightning for average time on ice per game (22:31)...Led the Bolts for blocked shots with 35...Skated in 100th career postseason contest in Game 4 at New Jersey...Tallied 4 assists in 1st round series against New Jersey.

CAREER

2016-17: Appeared in 77 games with the NY Rangers, posting 6 goals and 42 points to go along with 37 penalty minutes... Established career-highs for assists (36)... Was 1 of 6 defencemen in the NHL who registered at least 40 points and a +20 rating...Led the Rangers in average time on ice per game (24:21)...Tied for the team lead for power-play assists with 14 and ranked 2nd for plus/minus (+20)... Selected as the Rangers' Most Valuable Player for the 2nd time in his career... Represented the Rangers at the NHL All-Star Game for the 2nd straight season... Appeared in 12 playoff games, recording 2 goals and 7 points...Skated in 3 games for Team USA at the World Cup, registering 2 goals...**2015-16:** Skated in 73 games with the Rangers, tallying 9 goals and 34 points to go along with 22 penalty minutes... Set career-high with a +26 rating...Led the Rangers in average time on ice per game (22:21) and plus/minus...Made his 1st career NHL All-Star Game appearance... Skated in 3 postseason games...**2014-15:** Skated in 71 games for New York, posting 8 goals and 33 points to go along with 26 penalty minutes...Established career-highs for power-play goals (3) and shorthanded assists (3)...Led the Rangers for average time on ice per game (23:07)...Led the team defencemen for assists (25), points and power-play points (12)...Named the 27th captain in Rangers history on 10/6...Played in 19 Stanley Cup Playoff games, notching 3 goals and 9 points...**2013-14:** Skated in 77 games with the Rangers, recording 14 goals and 43 points to go along with 36 penalty minutes...Set career highs for goals, points, game-winning goals (4) and average time on ice (24:49)...Led the Rangers in time on ice per game, ranked

2nd for blocked shots (131), tied for 3rd for plus/minus (+11) and 5th for points...Named Team MVP...Also skated in 25 playoff games, posting 4 goals and 17 points, helping the Rangers reach the Stanley Cup Final...Represented the USA at the 2014 Winter Olympics, recording 1 goal and 2 points in 6 games...**2012-13:** Skated in 47 games with the Rangers, collecting 4 goals and 19 points to go along with 22 penalty minutes...Ranked 2nd on the Rangers for blocked shots with 78, 3rd in average time on ice (24:21) and 4th in plus/minus (+13)... Tied for 1st among Rangers defencemen for goals and 2nd for assists...**2011-12:** Appeared in 82 games with New York, recording 7 goals and 32 points to go along with 44 penalty minutes...Set a career-best for games played in a season and ranked 1st on the team and 5th in the NHL among defencemen for plus/minus (+25)...Tied for 8th in the NHL for blocked shots with 182...Appeared in 20 postseason games, tallying 4 assists...**2010-11:** Played in 40 games with the Rangers during his rookie season, posting 1 goal and 9 points...Made NHL debut on 1/7 at DAL...Ranked 6th among NHL rookies with a +16 rating... Recorded 1st career NHL goal (game-winner) 4/9 vs. New Jersey...Tallied 1st career NHL point with an assist on 1/20 at Carolina...Made Stanley Cup Playoffs debut in Game 1 of Eastern Conference Quarter-Finals versus Washington...**College Career:** Skated in 119 career NCAA games with the University of Wisconsin over 3 seasons, posting 14 goals and 46 points...Served as Captain during final season at Wisconsin... Set collegiate highs during Junior season for games played (43), assists (14) and points (18).

CAREER STATISTICS

SEASON	TEAM	LEAGUE	REGULAR SEASON											PLAYOFFS						
			GP	G	A	P	+/-	PIM	PPG	SHG	GWG	S	GP	G	A	P	PIM			
2007-08	WISCONSIN	NCAA	40	5	7	12	-	42	-	-	-	-	-	-	-	-	-	-	-	-
2008-09	WISCONSIN	NCAA	36	5	11	16	-	59	-	-	-	-	-	-	-	-	-	-	-	-
	TEAM USA U20	WJC	6	0	3	3	-	2	-	-	-	-	-	-	-	-	-	-	-	
2009-10	WISCONSIN	NCAA	43	4	14	18	-	73	-	-	-	-	-	-	-	-	-	-	-	
2010-11	NY RANGERS	NHL	40	1	8	9	16	14	0	0	1	27	5	0	0	0	4			
	CONNECTICUT	AHL	38	1	7	8	-	12	-	-	-	-	-	-	-	-	-	-	-	
	TEAM USA	WC	7	0	1	1	-	2	-	-	-	-	-	-	-	-	-	-	-	
2011-12	NY RANGERS	NHL	82	7	25	32	25	44	0	0	1	123	20	0	4	4	11			
2012-13	NY RANGERS	NHL	47	4	15	19	13	22	0	0	1	83	12	1	3	4	6			
	BARYS ASTANA	KHL	10	0	3	3	-	6	-	-	-	-	-	-	-	-	-	-	-	
2013-14	NY RANGERS	NHL	77	14	29	43	11	36	2	3	4	177	25	4	13	17	8			
	TEAM USA	OLY	6	1	1	2	-	0	-	-	-	-	-	-	-	-	-	-	-	
2014-15	NY RANGERS	NHL	71	8	25	33	23	26	3	0	2	148	19	3	6	9	8			
2015-16	NY RANGERS	NHL	73	9	25	34	26	22	2	0	0	113	3	0	0	0	0			
2016-17	NY RANGERS	NHL	77	6	36	42	20	37	1	1	1	153	12	2	5	7	12			
	TEAM USA	W-CUP	3	2	0	2	-	0	-	-	-	-	-	-	-	-	-	-	-	
2017-18	NY RANGERS	NHL	49	2	24	26	7	20	1	0	0	77	-	-	-	-	-	-	-	
	TAMPA BAY	NHL	14	2	1	3	1	0	0	0	0	22	17	0	5	5	6			
TAMPA BAY TOTALS			14	2	1	3	1	0	0	0	0	22	17	0	5	5	6			
NHL TOTALS			530	53	188	241	142	221	9	4	10	923	113	10	36	46	55			

HIGHLIGHTS

GOALS:
 Game: 2 (3x, Last: 1/25/18 at SJS)
 Season: 14 (2013-14)
 Multi-Goal Games: 3
 In 2017-18: 1
 Hat Tricks: None
 Streak: 3 (3/2/14-3/7/14, 3g)
 In 2017-18: None

ASSISTS:
 Game: 3 (12/27/16 vs. OTT)
 Season: 36 (2016-17)
 Streak: 8 (10/17/16-11/1/16, 9a)
 In 2017-18: 4 (2x, Last: 1/13-1/20, 4a)

POINTS:
 Game: 3 (3x, Last: 12/27/16 vs. OTT)
 Season: 43 (2013-14)
 Multi-Point Games: 36
 In 2017-18: 4
 Streak: 8 (10/17/16-11/1/16, 9a)
 In 2017-18: 4 (1/13-1/20, 4a)

SHOOTOUT STATISTICS:
 Career: 0-0 (0.0%)
 In 2017-18: 0-0 (0.0%)

MOST PIM IN A GAME:
 5 (11/23/16 at PIT)

MOST SHOTS IN A GAME:
 7 (2x: Last 10/30/15 vs. TOR)

NHL AND LIGHTNING FIRSTS

GAME: NHL – 1/7/11 at DAL
 Lightning – 3/10/18 vs. MTL

GOAL: NHL – 4/9/11 vs. NJD (Brodeur)
 Lightning – 3/13/18 vs. OTT

ASSIST: NHL – 1/20/11 at CAR
 Lightning – 3/22/18 at NYI

TRANSACTIONS

Traded by the NY Rangers to Tampa Bay on 2/26/2018...Traded by Montreal to New York on 6/30/2009...Drafted by the Montreal Canadiens in the 1st round, 12th overall, at the 2007 NHL Draft.





J.T. MILLER

POSITION Defenseman **BORN** March 14, 1993 (East Palestine, Ohio)
HEIGHT 6-1 **ACQUIRED** Trade from NY Rangers on February 26, 2018
WEIGHT 211 **SEASON** NHL – 7th, Lightning – 2nd
SHOOTS Left

2017-2018 SEASON

Skated in 82 games with the Rangers and Lightning, collecting 23 goals and 58 points to go along with 40 penalty minutes...Set career-high with 23 goals in a season...Posted 10 goals and 18 points in just 19 games with the Bolts...5 of his 10 goals with the Lightning came on the power-play... Scored 1st career hat trick on March 13 against Ottawa...Traded to Tampa Bay along with Ryan McDonagh from the NY Rangers for Vlad Namestnikov and draft picks...Ranked 2nd on the Rangers for assists (27) and points (40) prior to being traded to the Lightning...**2018 Playoffs:** Appeared in 17 Stanley Cup Playoff games, posting 2 goals and 8 points to go along with 15 penalty minutes...Ranked 4th on the team for penalty minutes...Ranked tied for 4th on the Bolts for hits with 36.

CAREER

2016-17: Skated in 82 games with the Rangers, posting 22 goals and 56 points to go along with 21 penalty minutes...Set career-highs for assists (34), points, game-winning goals (6), plus/minus (+17) and shorthanded goals (3)...Was the only Ranger to skate in all 82 games...New York went 33-6-3 in games where he notched at least 1 point...Appeared in 12 Stanley Cup Playoff games, recording 3 assists and 21 penalty minutes...Represented Team North America at the World Cup of Hockey, appearing in 1 game...**2015-16:** Skated in 82 games with New York, registering 22 goals and 43 points to go along with 46 penalty minutes...Was only Ranger forward to appear in all 82 games...Led the Rangers in even-strength goals with 20...Tied for the team-lead with 5 game-winning tallies...Ranked 3rd on the Rangers for hits with 174... Played in 5 postseason games, notching 3 assists and 4 penalty minutes...**2014-15:** Played in 58 games with the Rangers, posting 10 goals and 23 points to go along with 23 penalty minutes...Also appeared in 19 Stanley Cup Playoff games with New York, registering a goal and 8 points...Skated in 18 games with Hartford (AHL), collecting 6 goals and 15 points...**2013-14:** Appeared in 30 games with New York, tallying 3 goals and 6 points...Skated in the Rangers, posting 22 goals and 4 Stanley Cup Playoff games, notching a pair of helpers...Tallied 1st minutes...Set career-highs for assists (34), points, game-winning goals (6), in postseason debut in Game 5 of the 1st round versus Philadelphia on 4/27...Also played in 41 games with Hartford, recording 15 goals and 42 points...**2012-13:** Skated in 26 games during 1st career NHL season, registering 2 goals and 4 recording 3 assists and 21 penalty minutes...Represented Team North America at the World Cup of Hockey, appearing in 1 game...**2011-12:** Registered 1st career NHL assist on 2/21 at Ottawa...Also skated in 42 games with Connecticut, posting 8 goals and 23 points...Represented Connecticut at the AHL All-Star Classic...Represented Team USA at the World Jr. Championships, recording 2 goals and 9 points in 7 tournament games...Helped Team USA capture the Gold Medal...**2011-12:** Skated in 61 games with the Plymouth Whalers of the OHL, notching 25 goals and 62 points...Ranked 2nd on Plymouth for game-winning goals (6), 4th for assists (37), tied for 4th for points and 5th for goals...Represented Team USA at the World Jr. Championships, notching 2 goals and 4 points in 6 games...Also skated in 8 AHL playoff games with Connecticut, posting 1 assist and 2 penalty minutes.

CAREER STATISTICS

SEASON	TEAM	LEAGUE	REGULAR SEASON										PLAYOFFS					
			GP	G	A	P	+/-	PIM	PPG	SHG	GWG	S	GP	G	A	P	PIM	
2011-12	PLYMOUTH	OHL	61	25	37	62	-	61	-	-	-	-	-	13	2	8	10	18
	CONNECTICUT	AHL	-	-	-	-	-	-	-	-	-	-	-	8	0	1	1	2
	TEAM USA U20	WJC	6	2	2	4	-	0	-	-	-	-	-	-	-	-	-	-
2012-13	NY RANGERS	NHL	26	2	2	4	-7	8	1	0	0	43	-	-	-	-	-	-
	CONNECTICUT	AHL	42	8	15	23	-	29	-	-	-	-	-	-	-	-	-	-
	TEAM USA	WJC	6	2	2	4	-	0	-	-	-	-	-	-	-	-	-	-
2013-14	NY RANGERS	NHL	30	3	3	6	-6	18	0	0	0	46	4	0	2	2	2	
	HARTFORD	AHL	41	15	27	42	-	47	-	-	-	-	-	-	-	-	-	-
2014-15	NY RANGERS	NHL	58	10	13	23	5	23	2	0	3	92	19	1	7	8	2	
	HARTFORD	AHL	18	6	9	15	-	12	-	-	-	-	-	-	-	-	-	-
2015-16	NY RANGERS	NHL	82	22	21	43	10	46	2	0	5	135	5	0	3	3	4	
2016-17	NY RANGERS	NHL	82	22	34	56	17	21	2	3	6	132	12	0	3	3	21	
	NORTH AMERICA	W-CUP	1	0	0	0	-	0	-	-	-	-	-	-	-	-	-	-
2017-18	NY RANGERS	NHL	63	13	27	40	-1	28	6	0	4	98	-	-	-	-	-	
	TAMPA BAY	NHL	19	10	8	18	-3	12	5	0	1	45	17	2	6	8	15	
TAMPA BAY TOTALS			19	10	8	18	-3	12	5	0	1	45	17	2	6	8	15	
NHL TOTALS			360	82	108	190	15	156	18	3	19	591	57	3	21	24	44	

HIGHLIGHTS

GOALS:
 Game: 3 (3/13/18 vs. OTT)
 Season: 23 (2017-18)
 Multi-Goal Games: 9
 In 2017-18: 2
 Hat Tricks: 1
 Streak: 3 (1/25/16-2/4/16, 4g)
 In 2017-18: 2 (4x, Last: 3/29-3/30, 2g)

ASSISTS:
 Game: 3 (2x, Last: 11/4/17 at FLA)
 Season: 35 (2017-18)
 Streak: 4 (2x, Last: 12/1/17-12/9/17, 4a)
 In 2017-18: 4 (12/1-12/9, 4a)

POINTS:
 Game: 3 (6x, Last: 3/13/18 vs. OTT)
 Season: 58 (2017-18)
 Multi-Point Games: 39
 In 2017-18: 13
 Streak: 7 (1/31/17-2/13/17, 2g, 9a)
 In 2017-18: 5 (11/28-12/9, 1g, 4a)

SHOOTOUT STATISTICS:
 Career: 1-5 (20%)
 In 2017-18: 0-1 (0.0%)

MOST PIM IN A GAME:
 15 (2/23/16 at NJD)

MOST SHOTS IN A GAME:
 10 (3/13/18 vs. OTT)

NHL AND LIGHTNING FIRSTS

GAME: NHL – 2/5/13 at NJD
 Lightning – 2/28/18 vs. BUF
GOAL: NHL – 2/7/13 vs. NYI (Nabokov)
 Lightning – 3/3/18 vs. PHI
ASSIST: NHL – 2/21/13 at OTT
 Lightning – 3/1/18 at DAL

TRANSACTIONS

Re-signed by the Lightning to a 5-year contract extension on 6/26/18... Acquired by Tampa Bay from the NY Rangers on 2/26/18...Drafted by the NY Rangers in the 1st round, 15th overall, at the 2011 NHL Draft.



© 2018 by the Publisher. All Rights Reserved. Online only. Not for sale. No part of this publication may be reproduced, stored in a retrieval system, or transmitted, in any form or by any means, electronic, mechanical, photocopying, recording, or by any information storage and retrieval system, without the prior written permission of the Publisher.



ONDREJ PALAT

POSITION Left Wing **BORN** March 28, 1991 (Frydek-Mistek, Czech Republic)
HEIGHT 6-0 **ACQUIRED** Selected in the seventh round, 208th overall, at the 2011 NHL Draft
WEIGHT 198 **SEASON** NHL – 7th, Lightning – 7th
SHOOTS Left

2017-2018 SEASON

Played in 56 games with the Lightning, collecting 11 goals and 35 points to go along with 6 penalty minutes and a +16 rating...Missed 26 games with a lower body injury from January 22 through March 18...Recorded a season-high 4-game point streak from January 7-18 (1 goal, 4 assists)...Ranked 2nd among Lightning forwards for blocked shots with 48...**2018 Playoffs:** Skated in 17 Stanley Cup Playoff games, posting 6 goals and 12 points to go along with 2 penalty minutes...Tied playoff career-best with 3 point outing in Game 1 versus New Jersey...Ranked 4th on the Bolts for points and goals...Ranked 2nd on the team for game-winning goals with 2.

CAREER

2016-17: Played in 75 games with the Lightning, posting 17 goals and 52 points to go along with 39 penalty minutes...Ranked 3rd on the Bolts for assists with 35 and 4th for points...Led the Lightning for takeaways with 60 and 2nd for hits with 141...Tallied 14 multi-point games... Led the NHL in scoring from March 23 through the end of the season with 14 points...Represented the Czech Republic at the World Cup, posting an assist in 3 games...**2015-16:** Played in 62 games with the Lightning, registering 16 goals and 40 points to go along with 20 penalty minutes...Ranked 3rd on the Bolts for goals and tied for 4th for points...Matched his career high with a 3-assist game on 3/25 vs. NYI...Skated in his 200th career NHL game on 2/3 vs. DET...Ranked tied for 1st on the Bolts with 2 shorthanded tallies... Ranked tied for 3rd on the team with 4 game-winning goals...Skated in 17 postseason games, recording 4 goals and 10 points to go along with 14 penalty minutes...Ranked tied for 2nd on the club for both power-play goals (2) and game-winning goals (2)...Notched points in 4 of 7 ECF games...Ranked 3rd on the Lightning among forwards for average time on ice (19:28)...**2014-15:** Played in 75 games with the Lightning, registering 16 goals and 63 points to go along with 24 penalty minutes...Set a new career highs for assists and points...Ranked 1st on the Lightning and tied for 12th in the League with 47 assists...Ranked 3rd on the Bolts and 4th in the NHL with a +31 rating...Ranked tied for 3rd on the Bolts for game-winning goals with 5...Recorded 6 assists over his final 6 games of the regular season...Served as an assistant captain for the Lightning... Missed 4 games from 12/11-16 with a lower body injury...Missed 3 games from 3/12-16 with a lower body injury...Skated in his 100th career NHL game on 10/18 at VAN... Recorded his 100th career NHL point on 2/5 at DAL...Skated in 26 postseason games, recording 8 goals and 16 points to go along with 12 penalty minutes...4 of his 8 goals were scored on the man-advantage, ranking tied for 1st in the league for power-play markers...Recorded a 4-game point streak from Game 6 vs.

MTL through Game 3 vs. NYR (4 goals, 3 assists)...Ranked 2nd on the Lightning and 3rd in the NHL with 80 hits...Ranked 3rd among Lightning forwards for average time on ice (19:10)...**2013-14:** Skated in 81 games with the Lightning, posting 23 goals and 59 points to go along with 20 penalty minutes... Ranked 2nd among rookies for points and was 3rd for goals with 23...He ranked 2nd behind Nathan MacKinnon for assists with 36...Named to the NHL's All-Rookie Team...Ranked 2nd (min. 25 games) among rookie forwards for average TOI (18:02) and 1st for plus/minus +32...Named Rookie of the Month for both March and January...Led all rookies for points from the beginning of January with 44 points (17 goals, 27 assists)...Skated in 4 games with the Czech Republic at the 2014 Winter Olympics in Sochi, Russia... Registered a Lightning franchise record 8-game point streak from Dec. 23-Jan. 9 (4 goals, 6 assists)...The 8-game point streak was the 2nd longest by any rookie in the NHL in 2013-14 (Nathan MacKinnon, 13-game streak from Jan. 25-March 6)... Skated in 3 postseason games, tallying 2 goals and 3 points...Made his Stanley Cup playoffs debut in Game 1 against Montreal on Apr. 16...Ranked tied for 3rd on the team for playoff points...**2012-13:** Played in 14 games with the Lightning in his 1st NHL season, collecting 2 goals and 4 points with a plus-5 rating...Made his NHL debut on 3/4 at PIT...Scored his 1st NHL goal on 3/16 vs. CAR...Played in a career-high 15:19 TOI on 3/26 vs. BUF...Netted the game-winner on 3/16 vs. CAR...Skated in 56 games with the Syracuse Crunch (AHL), tallying 13 goals and 39 assists for a career-high 52 points...Ranked 1st on the Crunch with 39 assists...Tied for 2nd on the team for shorthanded goals with 1...Skated in 18 games with the Crunch during the Calder Cup playoffs, notching a team-best 26 points (7 goals, 19 assists)...Recorded points in each of the 1st 6 playoff games, recording 15 points (4 goals, 11 assists) during that stretch...Tallied 8 multi-point games during the postseason...**2011-12:** Played 1st AHL season with Norfolk, tallying 9 goals and 30 points to go along with 10 penalty minutes in 61 games...

Ranked 4th on Admirals in rookie scoring...Registered a 7-game point streak from 3/14 through 3/30...Netted 1st pro/AHL goal on 11/25 vs. Providence...Notched 1st pro/AHL point (assist) on 10/29 at Syracuse...Made his pro/AHL debut on 10/22 vs. Binghamton...Skated in 18 Calder Cup playoff games, tallying 4 goals and 9 points...Ranked 8th (tie) on the Admirals in playoff scoring with 9 points...Won Calder Cup with Norfolk...**Junior Career:** Appeared in 120 career QMJHL games with the Drummondville Voltigeurs, amassing 56 goals and 136 points...2010-11: Played in 61 games with Drummondville,

notching 39 goals and 96 points...Finished 4th in points, 6th in goals and 7th in assists (57) in the QMJHL...Ranked 5th in the league for power-play goals (15) and 6th in game-winning goals (7)...Skated in 10 playoff games, tallying a team-best (tie) 11 points...2009-10: Played 1st season in the QMJHL with Drummondville, recording 17 goals and 40 points in 59 games... Ranked 8th on the team in points and 7th in plus/minus (+33)... Appeared in 7 playoff games with the Voltigeurs, registering a goal and 2 points.

PALAT VS. THE NHL

	GP	G	A	P	PIM
ANA	7	0	3	3	4
ARI	10	6	5	11	6
BOS	19	3	8	11	6
BUF	19	5	10	15	2
CGY	8	3	3	6	0
CAR	15	5	10	15	2
CHI	9	2	2	4	4
COL	10	2	4	6	0
CBJ	13	4	4	8	4
DAL	9	1	11	12	0
DET	20	4	12	16	15
EDM	7	5	2	7	2
FLA	20	7	7	14	10
LAK	6	1	3	4	0
MIN	10	0	2	2	0
MTL	18	3	12	15	8
NSH	9	1	3	4	2
NJD	16	3	8	11	4
NYI	15	2	8	10	6
NYR	12	2	5	7	4
OTT	19	2	12	14	4
PHI	13	4	6	10	2
PIT	15	4	8	12	4
SJS	9	1	3	4	0
STL	9	0	1	1	4
TBL	0	0	0	0	0
TOR	19	5	6	11	4
VAN	6	1	4	5	2
VGK	2	1	0	1	0
WSH	9	3	3	6	4
WPG	10	5	3	8	6

CAREER STATISTICS

SEASON	TEAM	LEAGUE	REGULAR SEASON											PLAYOFFS					
			GP	G	A	P	+/-	PIM	PPG	SHG	GWG	S	GP	G	A	P	PIM		
2009-10	DRUMMONDVILLE	QMJHL	59	17	23	40	-	24	-	-	-	-	-	-	7	1	1	2	0
2010-11	DRUMMONDVILLE	QMJHL	61	39	57	96	-	24	-	-	-	-	-	-	10	4	7	11	6
2011-12	NORFOLK	AHL	61	9	21	30	-	10	-	-	-	-	-	-	18	4	5	9	6
2012-13	SYRACUSE	AHL	56	13	39	52	-	35	-	-	-	-	-	-	18	7	19	26	12
	TAMPA BAY	NHL	14	2	2	4	5	0	0	0	1	16	-	-	-	-	-	-	-
2013-14	TAMPA BAY	NHL	81	23	36	59	32	20	3	2	3	165	3	2	1	3	0	-	-
	CZECH REP.	OLY	4	0	0	0	-	0	-	-	-	-	-	-	-	-	-	-	-
2014-15	TAMPA BAY	NHL	75	16	47	63	31	24	3	1	5	139	26	8	8	16	12	-	-
2015-16	TAMPA BAY	NHL	62	16	24	40	10	20	1	2	4	117	17	4	6	10	14	-	-
2016-17	TAMPA BAY	NHL	75	17	35	52	8	39	5	0	3	162	-	-	-	-	-	-	-
	CZECH REP.	WCUP	3	0	1	1	-	0	-	-	-	-	-	-	-	-	-	-	-
2017-18	TAMPA BAY	NHL	56	11	24	35	16	6	4	1	0	109	17	6	6	12	2	-	-
LIGHTNING & NHL TOTALS			363	85	168	253	102	109	16	6	16	708	63	20	21	41	28	-	-

HIGHLIGHTS

GOALS:
 Game: 2 (10x, Last: 10/6/18 vs. FLA)
 Season: 23 (2013-14)
 Multi-Goal Games: 10
 In 2017-18: 1
 Hat Tricks: None
 Streak: 3 (3/3-3/7/16, 4g)
 In 2017-18: 2 (11/18-11/22, 2g)
ASSISTS:
 Game: 3 (6x, Last: 3/23/17 vs. BOS)
 Season: 47 (2014-15)
 Streak: 5 (12/23-1/9/14, 6a)
 In 2017-18: 3 (3x, last 1/7-1/11, 4a)
POINTS:
 Game: 4 (12/31/14 at BUF)
 Season: 63 (2014-15)
 Multi-Point Games: 65
 In 2017-18: 6
 Streak: 8 (12/23-1/9/14: 4g, 6a)
 In 2017-18: 4 (1/7-1/18, 1g, 4a)
SHOOTOUT STATISTICS:
 Career: 1-8 (12.5%)
 In 2017-18: 0-0 (0.0%)
MOST PIM IN A GAME:
 6 (1/3/17 vs. WPG)
MOST SHOTS IN A GAME:
 8 (3/25/16 vs. NYI)

NHL AND LIGHTNING FIRSTS

GAME: 3/4/13 at PIT
GOAL: 3/16/13 vs. CAR (Peters)
ASSIST: 3/4/13 at PIT

TRANSACTIONS

Re-signed by the Lightning to a five-year contract extension on July 14, 2017...Re-signed by Tampa Bay to a three-year contract on June 9, 2014...Signed an entry-level contract on October 10, 2011.





PAQUETTE VS. THE NHL

	GP	G	A	P	PIM
ANA	4	0	0	0	4
ARI	7	2	0	2	11
BOS	11	0	0	0	16
BUF	14	0	1	1	14
CGY	6	2	0	2	4
CAR	9	1	2	3	2
CHI	7	1	0	1	14
COL	7	0	2	2	2
CBJ	9	2	1	3	2
DAL	6	0	1	1	2
DET	11	4	1	5	6
EDM	4	0	0	0	0
FLA	11	1	0	1	17
LAK	5	1	0	1	2
MIN	8	0	0	0	2
MTL	12	0	1	1	15
NSH	7	0	0	0	4
NJD	10	1	1	2	5
NYI	8	1	2	3	11
NYR	9	3	1	4	4
OTT	12	1	1	2	20
PHI	10	0	2	2	2
PIT	10	0	2	2	25
SJS	4	2	1	3	0
STL	5	3	0	3	4
TBL	0	0	0	0	0
TOR	10	1	0	1	15
VAN	5	0	1	1	2
VGK	2	0	0	0	2
WSH	7	0	1	1	12
WPG	6	1	2	3	4

CEDRIC PAQUETTE

POSITION	Center	BORN	August 13, 1993 (Gaspé, Quebec)
HEIGHT	6-1	ACQUIRED	Selected by Tampa Bay in the fourth round, 101st overall, at the 2012 NHL Draft
WEIGHT	202	SEASON	NHL – 6th, Lightning – 6th
SHOOTS	Left		

2017-2018 SEASON

Played in 56 games with the Lightning, notching 5 goals and 9 points to go along with 41 penalty minutes...Recorded a season-best 2 goals and 3 points on March 30 at NY Rangers...Ranked 5th on the Bolts for hits with 112...**2018 Playoffs:** Skated in 17 Stanley Cup Playoff games, notching a goal and 2 points to go along with 37 penalty minutes... Led the Bolts for penalty minutes and ranked 2nd for hits with 44.

CAREER

2016-17: Played in 58 games with the Lightning, posting 4 goals and 10 points to go along with 80 penalty minutes...Set career high for penalty minutes...Ranked 1st on the Lightning for penalty minutes and hits (144)...Ranked 2nd among all Bolts forwards for blocked shots with 46...Missed the final 16 games due to a lower body injury...Recorded 2-goal game on 12/1 at STL...Set career high with 16 penalty minutes on 2/27 vs. OTT...**2015-16:** Played in 56 games with the Lightning, recording 6 goals and 11 points to go along with 51 penalty minutes...Was 1 of 5 players to record a shorthanded goal... Ranked 4th among Lightning forwards for average shorthanded time on ice (1:30)...Converted a penalty shot on 2/23 vs. ARI, the 1st Bolts penalty shot goal since 4/8/11...Skated in his 100th career NHL game on 2/20 at PIT...Skated in 17 postseason games, recording 1 assist and 24 penalty minutes...Ranked 3rd on the Bolts for penalty minutes...Recorded his lone point (assist) of the playoffs in Game 5 vs. NYI...**2014-15:** Played 64 games in his rookie season with the Lightning, recording 12 goals and 19 points to go along with 51 penalty minutes...Ranked 2nd among Lightning forwards for blocked shots with 58...Led all NHL rookie forwards for average shorthanded time on ice (2:03)...Led all NHL rookie forwards with 58 blocked shots...Ranked sixth among NHL rookie forwards for hits with 127...Scored his 1st career NHL hat trick on 1/29 vs. DET...Recorded career-best 5 game point streak (6 goals, 1 assist) from 1/20-2/3... Registered a career-best 4-game goal streak from 1/27-2/3 (6 goals)...Missed 6 games with an upper body injury from 3/12-24...Missed 2 games with an upper body injury from 2/10-12...Skated in 24 playoff games, posting 3 goals and 28 penalty minutes...Led the Lightning for penalty minutes during the postseason... Scored his 1st career playoff goal (shorthanded) in Game 6 of the first round against Detroit...Ranked tied for 4th on the Bolts for hits with 62...Netted the game-winning goal late in the 3rd period of Game 3 of the Stanley Cup Final against the Blackhawks...**2013-14:** Skated in 2 games with the Lightning, posting 1 assist...Made his NHL debut on 4/11 vs. CBJ and posted his 1st career NHL point (assist)...Appeared in all 4 Lightning postseason games, notching a pair of assists to go along with 16 penalty minutes...Skated in 70 games with the Crunch, recording 20 goals and 44 points...Ranked 3rd on Syracuse for goals and 4th for points...Ranked 4th on the Crunch for penalty minutes...**2012-13:** Skated in 1 postseason game with Syracuse...**Junior Career:** Skated in 126 career QMJHL games over 2 seasons, all with Blainville-Boisbriand, recording 58 goals and 131 points...2012-13: Led the team for assists (56) and points (83) and was 2nd for penalty minutes with 103... Skated in 15 postseason games, notching 12 points...Ranked 5th on the team for playoff points...2011-12: Appeared in 63 games for Blainville-Boisbriand, collecting 31 goals and 48 points...Led the team for goals and was 5th for points.

CAREER STATISTICS

SEASON	TEAM	LEAGUE	REGULAR SEASON							PLAYOFFS				
			GP	G	A	TP	+/-	PIM	GP	G	A	TP	PIM	
2011-12	BLAINVILLE-BOISBRIAND	QMJHL	63	31	17	48	-	88	11	7	10	17	22	
2012-13	BLAINVILLE-BOISBRIAND	QMJHL	63	27	56	83	-	103	15	7	5	12	33	
	SYRACUSE	AHL	-	-	-	-	-	-	1	0	0	0	0	
2013-14	SYRACUSE	AHL	70	20	24	44	-	153	-	-	-	-	-	
	TAMPA BAY	NHL	2	0	1	1	1	0	4	0	2	2	16	
2014-15	TAMPA BAY	NHL	64	12	7	19	4	51	24	3	0	3	28	
	SYRACUSE	AHL	5	4	3	7	-	7	-	-	-	-	-	
2015-16	TAMPA BAY	NHL	56	6	5	11	-2	51	17	0	1	1	24	
2016-17	TAMPA BAY	NHL	58	4	6	10	-6	80	-	-	-	-	-	
2017-18	TAMPA BAY	NHL	56	5	4	9	-5	41	17	1	1	2	37	
NHL TOTALS			236	27	23	50	-8	223	62	4	4	8	105	

HIGHLIGHTS

GOALS:	
Game:	3 (1/29/15 vs. DET)
Season:	12 (2014-15)
Multi-Goal Games:	4
In 2017-18:	1
Hat Tricks:	1
Streak:	4 (1/27-2/3/15, 6g)
In 2017-18:	None
ASSISTS:	
Game:	2 (2/21/16 vs. CAR)
Season:	7 (2014-15)
Streak:	3 (2x, Last: 11/10-11/14/16, 3a)
In 2017-18:	None
POINTS:	
Game:	3 (2x, Last: 3/30/18 at NYR)
Season:	19 (2014-15)
Multi-Point Games:	7
In 2017-18:	1
Streak:	5 (1/20-2/3/15, 6g, 1a)
In 2017-18:	2 (3/1-3/8, 1g, 1a)
SHOOTOUT STATISTICS:	
Career:	0-0 (0.0%)
In 2017-18:	0-0 (0.0%)
MOST PIM IN A GAME:	
16 (2/27/17 vs. OTT)	
MOST SHOTS IN A GAME:	
6 (2x, Last: 3/30/18 vs. NYR)	

NHL AND LIGHTNING FIRSTS

GAME:	4/11/14 vs. CBJ
GOAL:	11/6/14 vs. CGY (Hiller)
ASSIST:	4/11/14 vs. CBJ

TRANSACTIONS

Re-signed by Tampa Bay to a one-year contract on July 5, 2018...Re-signed by the Lightning to a 2-year contract extension on 6/24/16... Signed to a three-year entry level contract by Tampa Bay on 5/2/2013.





BRAYDEN POINT

POSITION Center
BORN March 13, 1996 (Calgary, Alberta)
HEIGHT 5-10
ACQUIRED Selected by the Lightning in the third round, 79th overall, at the 2014 NHL Draft
WEIGHT 176
SHOOTS Right
SEASON NHL – 3rd, Lightning – 3rd

2017-2018 SEASON

Played in all 82 games with the Lightning, recording 32 goals and 66 points to go along with 24 penalty minutes...Ranked tied for 1st in the NHL with 12 game-winning goals and 2nd in the league for overtime goals with 4...Ranked 2nd on the Bolts for shots on goal (217) and goals...Ranked 3rd on the Lightning for points and 5th for plus/minus (+18)...Set career highs for games played, goals, assists and points...Named to his 1st NHL All-Star Game...**2018 Playoffs:** Appeared in 17 Stanley Cup Playoff games, posting 7 goals and 16 points to go along with 10 penalty minutes...Ranked tied for 2nd on the team for points and was tied for the team lead with 7 goals...Recorded 3 goals and 6 points in the Eastern Conference Final against Washington, including 3 multi-point games...Matched Lightning franchise record for points in a playoff game, tallying a goal and 4 points in Game 2 versus Boston.

CAREER

2016-17: Played in 68 games with the Moose Jaw, recording a team-best 38 goals and 87 points...Served as captain of the Warriors...Ranked tied for 8th in the WHL for points...Skated in 7 games for Team Canada at the 2015 World Junior Championships, recording 2 goals and 4 points while helping Canada to the Gold Medal...Also played in 9 regular season games for the Crunch, posting 2 goals and 4 points...Made pro/AHL debut with the Crunch on 3/28 vs. Rochester...Skated in 2 Calder Cup Playoff games with the Crunch...**2013-14:** Played in 72 games with Moose Jaw, registering 36 goals and 91 points to go along with 53 penalty minutes...Set career highs for assists (52) and points...Ranked tied for 12th in the WHL for points...Led the Warriors for goals, assists and points...Served as an assistant captain for Moose Jaw...**2012-13:** Appeared in 67 games in first full season with the Warriors, recording 24 goals and 57 points...Ranked 4th among all rookie skaters for points and was 3rd for both goals and assists...**2011-12:** Played in 5 regular season games with Moose Jaw, recording 6 goals and 2 penalty minutes...Also appeared in 5 games for Team Canada at the World Junior Championships, posting a goal and 5 points...**2014-15:** Skated in 60 games for

CAREER STATISTICS

SEASON	TEAM	LEAGUE	REGULAR SEASON											PLAYOFFS					
			GP	G	A	P	+/-	PIM	PPG	SHG	GWG	S	GP	G	A	P	PIM		
2011-12	MOOSE JAW	WHL	5	1	0	1	-	0	-	-	-	-	-	-	14	7	3	10	2
2012-13	MOOSE JAW	WHL	67	24	33	57	-	26	-	-	-	-	-	-	-	-	-	-	-
2013-14	MOOSE JAW	WHL	72	36	55	91	-	53	-	-	-	-	-	-	-	-	-	-	-
2014-15	MOOSE JAW	WHL	60	38	49	87	-	46	-	-	-	-	-	-	-	-	-	-	-
	SYRACUSE	AHL	9	2	2	4	-	2	-	-	-	-	-	2	0	0	0	0	
	CANADA	WJC-20	7	2	2	4	-	4	-	-	-	-	-	-	-	-	-	-	
2015-16	MOOSE JAW	WHL	48	35	53	88	-	36	-	-	-	-	-	10	6	10	16	10	
	CANADA	WJC-20	5	1	4	5	-	0	-	-	-	-	-	-	-	-	-	-	
2016-17	TAMPA BAY	NHL	68	18	22	40	4	14	5	0	2	122	-	-	-	-	-	-	
	CANADA	WC	10	4	1	5	-	0	-	-	-	-	-	-	-	-	-	-	
2017-18	TAMPA BAY	NHL	82	32	34	66	18	24	5	3	12	217	17	7	9	16	10		
NHL TOTALS			150	50	56	106	22	38	10	3	14	339	17	7	9	16	10		

POINT VS. THE NHL

	GP	G	A	P	PIM
ANA	3	0	0	0	0
ARI	3	1	1	2	5
BOS	9	3	2	5	2
BUF	7	4	3	7	2
CGY	4	1	2	3	0
CAR	5	0	4	4	2
CHI	3	1	1	2	0
COL	4	2	1	3	0
CBJ	5	1	3	4	0
DAL	4	3	1	4	0
DET	9	2	4	6	9
EDM	4	0	2	2	2
FLA	7	4	4	8	2
LAK	3	0	0	0	0
MIN	4	3	1	4	2
MTL	8	2	2	4	2
NSH	3	0	0	0	2
NJD	6	2	3	5	0
NYI	6	2	4	6	2
NYR	6	4	1	5	2
OTT	8	4	1	5	0
PHI	5	2	3	5	2
PIT	5	1	1	2	0
SJS	3	0	2	2	0
STL	4	1	2	3	2
TBL	0	0	0	0	0
TOR	7	2	2	4	0
VAN	4	0	0	0	0
VGK	2	0	0	0	0
WSH	6	3	3	6	0
WPG	3	2	3	5	0

NHL AND LIGHTNING FIRSTS

GAME: 10/13/16 vs. DET
GOAL: 11/5/16 vs. NJD (Schneider)
ASSIST: 10/15/16 vs. NJD

HIGHLIGHTS

GOALS:
 Game: 2 (6x, Last: 3/30/18 at NYR)
 Season: 32 (2017-18)
 Multi-Goal Games: 6
 In 2017-18: 3
 Hat Tricks: None
 Streak: 5 (12/5/18-12/14/18, 5g, 3a)
 In 2017-18: 5 (12/5-12/14, 5g, 3a)

ASSISTS:
 Game: 3 (1/9/18 vs. CAR)
 Season: 34 (2017-18)
 Streak: 4 (12/9/18-12/16/18, 3g, 4a)
 In 2017-18: 4 (12/9-12/16, 3g, 4a)

POINTS:
 Game: 3 (4x, Last: 3/22/18 at NYI)
 Season: 66 (2017-18)
 Multi-Point Games: 24
 In 2017-18: 15
 Streak: 7 (2x, Last: 2/12/18-2/24/18, 5g, 3a)
 In 2017-18: 7 (2x, Last: 2/12-2/24, 5g, 3a)

SHOOTOUT STATISTICS:
 Career: 10/15 (67%)
 In 2017-18: 5/8 (62.5%)

MOST PIM IN A GAME:
 7 (1/7/18 at DET)

MOST SHOTS IN A GAME:
 8 (1/4/18 at MTL)



TRANSACTIONS

Signed by the Lightning to 3-year entry level contract on 3/26/2015.

© 2018 by the Tampa Bay Lightning. All rights reserved. This page is for informational purposes only and does not constitute an offer of insurance. Please contact your agent for more information.



**SERGACHEV
VS. THE NHL**

	GP	G	A	P	PIM
ANA	2	0	0	0	0
ARI	3	0	0	0	2
BOS	4	0	1	1	6
BUF	5	1	2	3	0
CGY	2	0	0	0	0
CAR	2	1	0	1	0
CHI	2	0	0	0	4
COL	2	1	1	2	2
CBJ	3	2	2	4	4
DAL	2	1	1	2	0
DET	5	0	1	1	4
EDM	2	0	0	0	0
FLA	4	0	2	2	2
LAK	2	0	0	0	2
MIN	2	0	1	1	2
MTL	4	0	1	1	0
NSH	1	0	0	0	0
NJD	3	0	4	4	0
NYI	3	1	2	3	0
NYR	3	0	3	3	2
OTT	4	0	1	1	2
PHI	2	0	0	0	2
PIT	4	1	2	3	2
SJS	2	0	1	1	0
STL	2	0	2	2	0
TBL	0	0	0	0	0
TOR	4	0	2	2	0
VAN	2	0	2	2	0
VGK	2	0	0	0	2
WSH	3	0	0	0	0
WPG	2	1	0	1	0

MIKHAIL SERGACHEV

POSITION Defenseman **BORN** June 25, 1998 (Nizhnekamsk, Russia)
HEIGHT 6-3 **ACQUIRED** From Montreal in exchange for Jonathan Drouin on June 15, 2017
WEIGHT 218 **SEASON** NHL – 2nd, Lightning – 2nd
SHOOTS Left

2017-2018 SEASON

Played in 79 games with the Lightning during his rookie season, posting 9 goals and 40 points to go along with 38 penalty minutes...Set Lightning franchise record for goals, assists and points by a rookie defenseman...Ranked 2nd among all NHL rookies with 5 game-winning goals...Registered 2, 5-game point streaks during the regular season...Ranked 2nd among Lightning defensemen for points...**2018 Playoffs:** Skated in 17 Stanley Cup Playoff games, posting 2 goals and 5 points to go along with 12 penalty minutes...Scored 1st career playoff goal in Game 5 versus New Jersey.

CAREER

2016-17: Played in 4 games with the Montreal Canadiens...Made NHL debut on 10/13 at Buffalo... Spent majority of the season with the Windsor Spitfires, appearing in 50 games, posting 10 goals and 43 points to go along with 71 penalty minutes...Posted a goal and 3 points in 7 postseason games...Helped Windsor capture its 3rd Memorial Cup...Recorded a goal and 4 points in 4 Memorial Cup games...Named to the CHL Memorial Cup All-Star Team...Named to the OHL Second All-Star Team...Also skated in 7 games for Russia at the World Jr. Championships, posting a goal and helping his team win the Bronze Medal...**2015-16:** Skated in 67 games with Windsor, recording 17 goals and 57 points to go along with 56 penalty minutes...Ranked 3rd in the OHL for rookie defenseman scoring... Won the Max Kaminsky Trophy as the OHL's most outstanding defenseman...Also appeared in 5 OHL playoff games, notching 2 goals and 5 points...Named to the OHL First All-Star Team...Played in the CHL Top Prospects Game.

CAREER STATISTICS

SEASON	TEAM	LEAGUE	REGULAR SEASON							PLAYOFFS				
			GP	G	A	TP	+/-	PIM	GP	G	A	TP	PIM	
2015-16	WINDSOR	OHL	67	17	40	57	-	56	5	2	3	5	8	
	RUSSIA	WJC-U18	5	0	0	0	-	8	-	-	-	-	-	
2016-17	MONTREAL	NHL	4	0	0	0	1	0	-	-	-	-	-	
	WINDSOR	OHL	50	10	33	43	-	71	7	1	2	3	10	
	RUSSIA	WJC-U20	7	1	0	1	-	4	-	-	-	-	-	
2017-18	TAMPA BAY	NHL	79	9	31	40	11	38	17	2	3	5	12	
NHL TOTALS			83	9	31	40	12	38	17	2	3	5	12	

HIGHLIGHTS

GOALS:
 Game: 2 (10/19/17 at CBJ)
 Season: 9 (2017-18)
 Multi-Goal Games: 1
 In 2017-18: 1
 Hat Tricks: None
 Streak: 3 (10/19/17-10/24/17, 4g)
 In 2017-18: 3 (10/19-10/24, 4g)

ASSISTS:
 Game: 2 (2x, Last: 3/8/18 vs. NYR)
 Season: 31 (2017-18)
 Streak: 3 (2x, Last: 3/20/18-3/24/18, 1g, 3a)
 In 2017-18: 3 (2x, Last: 3/20-3/24, 1g, 3a)

POINTS:
 Game: 2 (7x, Last: 3/22/18 at NYI)
 Season: 40 (2017-18)
 Multi-Point Games: 7
 In 2017-18: 7
 Streak: 5 (2x, Last: 11/25/17-12/5/17, 1g, 4a)
 In 2017-18: 5 (2x, Last: 11/25-12/5, 1g, 4a)

SHOOTOUT STATISTICS:
 Career: 0-1 (0.0%)
 In 2017-18: 0-1 (0.0%)

MOST PIM IN A GAME:
 4 (2x, Last: 1/22/18 at CHI)


MOST SHOTS IN A GAME:
 5 (3x, Last: 3/30/18 at NYR)

NHL AND LIGHTNING FIRSTS

Game: 10/13/16 at BUF
Goal: 10/19/17 at CBJ (Bobrovsky)
Assist: 10/6/17 vs. FLA

TRANSACTIONS

Traded by Montreal to Tampa Bay in exchange for forward Jonathan Drouin on 6/15/17...Signed a 3-year, entry level contract with the Canadiens on 7/1/2016...Drafted by Montreal in the 1st round, 9th overall, at the 2016 NHL Draft.



PLAYER ROSTER

© 2018 by the Tampa Bay Lightning. All rights reserved. This page is for informational purposes only and does not constitute an offer of securities. Please see the prospectus for more information.



**STAMKOS
VS. THE NHL**

	GP	G	A	P	PIM
ANA	10	7	6	13	4
ARI	12	5	5	10	6
BOS	35	18	8	26	29
BUF	35	16	14	30	30
CGY	11	6	2	8	0
CAR	37	14	16	30	38
CHI	13	11	7	18	8
COL	13	4	3	7	10
CBJ	15	9	8	17	6
DAL	11	12	6	18	4
DET	20	11	7	18	8
EDM	11	6	4	10	4
FLA	46	29	27	56	28
LAK	11	3	6	9	6
MIN	13	4	5	9	4
MTL	33	15	11	26	27
NSH	10	6	5	11	8
NJD	31	18	14	32	28
NYI	21	13	20	33	10
NYR	28	11	14	25	44
OTT	34	15	17	32	24
PHI	29	21	14	35	22
PIT	30	11	21	32	24
SJS	13	8	8	16	2
STL	12	6	5	11	8
TBL	0	0	0	0	0
TOR	35	18	23	41	28
VAN	11	9	8	17	6
VGK	2	1	2	3	0
WSH	38	15	15	30	16
WPG	34	26	19	45	14

STEVEN STAMKOS

POSITION Center **BORN** February 7, 1990 (Markham, Ontario)
HEIGHT 6-1 **ACQUIRED** Selected in the first round, first overall, at the 2008 NHL Entry Draft.
WEIGHT 191 **SEASON** NHL – 11th, Lightning – 11th
SHOOTS Right

2017-2018 SEASON

Played in 78 games with the Lightning, recording 27 goals and 86 points to go along with 72 penalty minutes...Set career highs for assists (59) and plus/minus (+18)...Set single game career-best March 3 against Philadelphia with a 5-point game (2 goals, 3 assists)...Was named captain of the Atlantic Division for the 2018 NHL All-Star Game...Ranked 12th in the NHL for points and 10th for assists...His 15 power-play goals ranked tied for 3rd in the NHL...**2018 Playoffs:** Appeared in 17 Stanley Cup Playoff games, posting 7 goals and 16 points to go along with 4 penalty minutes...12 of his 16 points came while on the man-advantage...Notched a team-high 6 power-play goals...Ranked tied for 1st on the team for goals and tied for 2nd for points...Recorded a career playoff best 7 game point streak from Game 3 vs. Boston through Game 4 at Washington...Registered a point in each game of the Lightning's 1st round series versus New Jersey (1 goal, 5 assists).

CAREER

2016-17: Played in 17 games with the Lightning, posting 9 goals and 20 points to go along with 14 penalty minutes...Left game on 11/15 at DET with injury...Missed rest of season after having surgery to repair lateral meniscus tear in right knee...Skated in 6 World Cup Games for Team Canada, posting 1 goal and 2 points, helping his country win Gold...**2015-16:** Played in 77 games with the Lightning, posting 36 goals and 64 points to go along with 38 penalty minutes...Missed the final 5 games of the season with an upper-body injury...Led the Lightning for goals and ranked 2nd for points...Ranked tied for 7th in the NHL for goals and tied for 4th for power-play goals (14)...Paced the Bolts for shots on goal (216)...Led all Lightning forwards for average time on ice (19:45)...Skated in his 500th career NHL game on 10/23 at WPG...Recorded his 500th NHL point on 10/12 at BOS...Missed all but 1 postseason game with an upper body injury...Skated in 1st game of the playoffs in Game 7 at PIT...**2014-15:** Played in 82 games with the Lightning, collecting 43 goals and 72 points to go along with 49 penalty minutes...Ranked 2nd in the NHL for goals and tied teammate Tyler Johnson for 14th in League scoring...Ranked tied for 6th in the League for power play goals with 13...Was 1 of 5 players on the Bolts to skate in all 82 regular season games...Ranked tied for 1st with Tyler Johnson on the team for game-winning goals with 6...Reached the 40-goal plateau for the 4th time in his career...Recorded 8 3-point games during the season...Scored his 250th career NHL goal on 12/9 vs. CBJ, becoming the 10th youngest player to reach that milestone...Finished the season 2 points shy of 500 in his career...Skated in 26 postseason games, notching 7 goals and 18 points to go along with 20 penalty minutes...Ranked tied for 3rd on the team for points and was 5th for goals...Ranked 2nd on the club for shots with 65...Recorded a 5-game point streak (3 goals, 4 assists) from 5/3-12...Notched a 4-game goal streak from Game 2 through Game 5 of the ECF, posting 4 goals and 3 assists during that span...**2013-14:** Skated in 37 games with the Lightning, posting 25 goals and 40 points to go along with 18 penalty minutes...Ranked 1st (tie-Filippula) on the Lightning for goals and 1st for power-play goals with 9...Recorded his sixth and seventh career hat tricks this season (Oct. 10 vs. FLA & March 19 at TOR)...Named the Lightning's 10th captain in team history on March 6...Missed 45 games with a broken right tibia (Nov. 12-March 4)...Announced to Team Canada's roster for the 2014 Winter Olympics but missed due to injury...Nominated for the Masterton Trophy given for perseverance and dedication to the sport, voted by the Professional Hockey Writer's Association...Recorded a season-best eight-game point streak from Oct. 24-Nov. 9 (nine goals, four assists)...Skated in 4 playoff games, posting 2 goals and 4 points to go along with 6 penalty minutes...Recorded 2 goals in Game 1 against Montreal on Apr. 16...Notched a pair of assists in Game 3 versus the Canadiens on Apr. 20...**2012-13:** Played in all 48 games with the Lightning, recording 28 goals and 57 points to go along with 32 penalty minutes...Ranked 2nd in the NHL for goals and points...Recorded 10 power play goals, ranking 2nd in the NHL in that category...Tallied at least a point in 35 of the Lightning's 48 games during the season...Has skated in 326 consecutive games...Recorded the NHL's longest goal streak of the season at 6 games from 2/16 through 2/26...Tallied the 2nd longest (tie) point streak in the league at 10 games, notching 10 goals and 7 assists during that stretch...Set the longest goal streak against the Florida Panthers, surpassing Mario Lemieux, with goals in 8 straight games against that franchise...Registered a career-high plus-5 rating on 4/24 vs. TOR...Recorded his 200th career NHL goal on 3/18 vs. PHI, becoming the 4th youngest player in league history to reach that plateau...Represented Canada at the 2013 IIHF World Championships, skating in 8 games and recording a team-high 7 goals and 12

points...**2011-12:** Played in all 82 games with the Lightning, registering 60 goals and 97 points to go along with 66 penalty minutes...Led the NHL in goals and 2nd in points...Set the NHL single-season record with 5 overtime goals...Won the Maurice "Rocket" Richard Trophy for his 2nd time as NHL's top goal scorer...Finished tied for 1st with 12 game-winning goals, setting a new Lightning record...Set a team record with 36 goals on home ice...Ranked 3rd amongst all NHL forwards with 22:01 average TOI...Reached 300 career points on 2/21 vs. ANA, surpassing Brian Bradley for 5th place on the Lightning's all-time scoring list...Tallied his 50th goal of the season on 3/13 vs. BOS, becoming the 7th player in NHL history to score 50 goals twice before his 23rd birthday...Finished the 2011 as the only NHL player to register at least 40 goals in each of the last 3 calendar years...Recorded 2 hat tricks this season (11/4 vs. CHI and 12/31 vs. CAR)...Notched a season-high 8-game point streak from 11/22 through 12/6, recording 5 goals and 6 assists during that span...Represented the Lightning at the 2012 NHL All-Star game in Ottawa...Named NHL Player of the Month 2nd star for December and 3rd star for February...Named NHL Player of the Week's 1st star for period ending January 2 and 2nd star for period ending April 9...**2010-11:** Was 2nd in the NHL with 45 goals and ranked 5th with 91 points, which were both the 2nd-highest totals of his NHL career...Set an NHL career-high 46 assists...Finished 2nd in the NHL with 17 power-play goals and was 4th among all skaters with 36 power-play points...Set a single-season franchise record with 8 game-winning goals, which also marked a career-high...Led Tampa Bay with 272 shots on goal...Ranked 3rd on the club with 431 faceoffs won...Placed 5th on the team in average ice time with 20:11...Recorded 2 hat tricks...Scored 100th career goal on 12/20, becoming just the 6th player in NHL history to notch 100 goals before age 21...Was the 1st player in team history to record a goal in each of his club's 1st 3 game to open a season...Named NHL's 2nd Star of the Week on 1/24...Became the fastest player in club history to score 40 goals in a season, doing so in only 54 games...Was also the 1st NHL player in 2010-11 to reach the 40-goal plateau...Registered a 4-point game on 4 separate occasions, the 1st of which was a single-game career-high...Registered 26 multi-point games during the regular season, which were the 4th-most among all skaters behind Martin St. Louis (29), Corey Perry (30) and Daniel Sedin (32)...Set a NHL single-season career-high with 74 penalty minutes...Teamed up with Martin St. Louis to record a combined 190 points, which ranked 2nd-most among all NHL teammate pairs behind Henrik and Daniel Sedin...His 45 goals increased his total over the past 2 seasons to 96, which is the most among all NHL skaters in that span...Tied teammate Martin St. Louis for the league lead with 52 points recorded at home...Notched 24 goals on the road, which tied Daniel Sedin for 2nd-most among all NHL players behind only Corey Perry (28)...Made his 1st career NHL All-Star Game appearance...Appeared in the postseason for the 1st time in his career...Registered 2g-2a-4p in the ECQF...Scored his 1st pair of career postseason goals in Game 5 of the ECQF...Placed 5th on the team with 6 goals and was 3rd on the team with 3 power-play goals...Had 2g-0a-2p in the ECSF...Ranked 2nd on the team in faceoff percentage with 50.8 among Bolts with at least 150 draws taken...Recorded 2g-5a-7p in the ECF...**2009-10:** Served as alternate captain for 8 games from 3/12 to 3/25...Appeared in all 82 games for the Lightning for the 1st time in his career...Claimed a share of the Rocket Richard Trophy (Sidney Crosby) with his league-leading 51 goals, making the Lightning the only NHL team in history with 2 different Rocket Richard Trophy winners (Vincent Lecavalier)...Ranked 1st in the NHL with 24 power play goals, also a franchise single-season record...Led the league with 41 power play points...Became the 1st teenager in Lightning history to score 30 or more

goals in a single season...Finished 4th among NHL points leaders with 95...Became the 3rd-youngest player in NHL history to score at least 50 goals in a single season...Was the youngest player in NHL history to hold a point streak of 18 games (17-16-33), which was the league's 2nd-longest of the season...Finished the season with at least a goal in 4 consecutive games from 4/6 to 4/11 (5g)...Passed Mario Lemieux's record for most goals in a single season by a former 1st overall draft pick in their sophomore NHL season...Was named the NHL's 1st Star of the Week for the period ending on 2/15...Notched a career-high 7-game goal streak from 2/13 to 3/11 (9g), making him just the 2nd NHL player in the last 4 years to score at least a goal in 7 consecutive contests (Mike Green)...Led all NHL players with the most goals since 2/17/09 with 67...Moved into 2nd on the franchise all-time list for most goals in a single season with 51...Became the franchise record holder for most points registered at home in a single season with 54...Combined with Martin St. Louis to score 80 goals, which ranked 3rd in the NHL among teammate goal-scoring tandems...**2008-09:** Played in 79 games in his rookie season, recording 23 goals and 46 points...Set a franchise record for goals in a season by a rookie, surpassing Brad Richards who had 21 in 2000-01...Ranked 3rd in the NHL among rookies in goals, 5th in points and tied for 6th in power-play goals with 9...Was 4th on the team in goals, 3rd in points and 2nd in power-play goals...Ranked 8th on the team in hits with 75...Became the 2nd-youngest player in NHL history to score a natural hat trick 2/17 vs. CHI...Was the only Lightning player to record a hat trick in 2008-09...Signed by the Lightning 7/29/08...Was the 3rd player in franchise history to be drafted 1st overall (Vincent Lecavalier, 1998; Roman Hamrlik, 1992)...**Junior Career:** Played in 124 career OHL games with Sarnia, recording 100 goals and 197 points during 2 seasons...Also registered 14 goals and 17 points in 13 career playoff games...In 2007-08 was rated as the consensus top overall pick in the 2008 draft...Played in 61 games with Sarnia, recording 58 goals and 105 points...Ranked 2nd in the OHL in goals and game-winning goals (9), 3rd in power-play goals (23), and was 5th in points and shorthanded goals (5)...He scored 11 goals, including 4 in a single game, in 9 games during the 2008 playoffs...Was named the OHL's Player of the Month for February after recording 13 goals and 22 points in 13 games...Recognized as the best stick-handler and as having the best shot in the OHL coaches' poll...In 2006-07, played in 63 games with Sarnia, recording 42 goals and 92 points...Was runner-up for the OHL's Rookie of the Year award behind Patrick Kane and was awarded the Bobby Smith Trophy as the league's scholastic player of the year...Ranked 3rd in the league in rookie scoring, was tied for 6th overall in power-play goals (22) and tied for 13th in goals...Led Sarnia in goals, points and power-play goals...Before joining Sarnia he recorded 105 goals and 197 points in 67 games with the Markham Waxers AAA midget team in 2005...Was drafted 1st overall in the 2006 OHL Priority Draft...**International Career:** Represented Canada at the 2013 IIHF World Championships, posting 7 goals and 12 points in 8 games...Led Team Canada in goals and points during the tournament...Represented Team Canada at the 2010 IIHF World Championships, recording 2 goals and 3 points in 5 games...Tied for the team lead with 1 game-winning goal...Was tied for 3rd on the club with 19 shots on goal...Skated in 9 games with Canada at the World Championships, recording 7 goals and 11 points...Was tied for the tournament lead in goals, 2nd in plus/minus with a plus-9 rating and tied for 5th in points...Played in 7 games with Team Canada during the 2008 World Junior Championships, recording a goal and 6 points as Canada won the gold medal...Skated in 6 games during the World U-18 Championships, registering 2 goals and 10 points as Canada finished 4th.

©2018 by the St. Louis Blues. All rights reserved. This document is for informational purposes only. For more information, please visit the Blues website at bluess.com.

CAREER STATISTICS

SEASON	TEAM	LEAGUE	REGULAR SEASON											PLAYOFFS							
			GP	G	A	P	+/-	PIM	PPG	SHG	GWG	S	GP	G	A	P	PIM				
2005-06	MARKHAM	MIDGT.	67	105	92	197	-	87	-	-	-	-	-	-	-	-	-	-	-	-	
2006-07	SARNIA	OHL	63	42	50	92	-	56	-	-	-	-	-	-	-	-	-	-	-	-	
	CANADA	WU-18	6	2	8	10	-	8	-	-	-	-	-	-	-	-	-	-	-	-	
2007-08	SARNIA	OHL	61	58	47	105	-	88	-	-	-	-	-	-	-	-	-	-	-	-	
	CANADA	WJC-A	7	1	5	6	-	4	-	-	-	-	-	-	-	-	-	-	-	-	
2008-09	TAMPA BAY	NHL	79	23	23	46	-13	39	9	0	1	181	-	-	-	-	-	-	-	-	
	CANADA	WC-A	9	7	4	11	-	6	-	-	-	-	-	-	-	-	-	-	-	-	
2009-10	TAMPA BAY	NHL	82	51	44	95	-2	38	24	1	5	297	-	-	-	-	-	-	-	-	
	CANADA	WC-A	5	2	1	3	-	10	1	0	1	19	-	-	-	-	-	-	-	-	
2010-11	TAMPA BAY	NHL	82	45	46	91	3	74	17	0	8	272	18	6	7	13	6	-	-	-	
2011-12	TAMPA BAY	NHL	82	60	37	97	7	66	12	0	12	303	-	-	-	-	-	-	-	-	
2012-13	TAMPA BAY	NHL	48	29	28	57	-4	32	10	0	2	157	-	-	-	-	-	-	-	-	
	CANADA	WC	8	7	5	12	-	6	-	-	-	-	-	-	-	-	-	-	-	-	
2013-14	TAMPA BAY	NHL	37	25	15	40	9	18	9	1	5	124	4	2	2	4	6	-	-	-	
2014-15	TAMPA BAY	NHL	82	43	29	72	2	49	13	0	6	268	26	7	11	18	20	-	-	-	
2015-16	TAMPA BAY	NHL	77	36	28	64	3	38	14	1	8	216	1	0	0	0	0	-	-	-	
2016-17	TAMPA BAY	NHL	17	9	11	20	3	14	3	0	1	58	-	-	-	-	-	-	-	-	
	CANADA	WCUP	6	1	1	2	-	2	-	-	-	-	-	-	-	-	-	-	-	-	
2017-18	TAMPA BAY	NHL	78	27	59	86	18	72	15	0	1	212	17	7	9	16	4	-	-	-	
NHL TOTALS			664	348	320	668	26	440	126	3	49	2088	66	22	29	51	36	-	-	-	-

HIGHLIGHTS

GOALS:
 Game: 3 (8 times; last – 10/13/14 vs. MTL)
 Season: 60 (2011-12)
 Multi-Goal Games: 61
 In 2017-18: 5
 Hat Tricks: 8
 Streak: 7 (2/13-3/11/10, 9g)
 In 2017-18: 3 (12/28-12/31, 4g)

ASSISTS:
 Game: 3 (6 times; Last: 3/13/18 vs. OTT)
 Season: 59 (2017-18)
 Streak: 6 (10/14/18-10/24/18, 2g, 12a)
 In 2017-18: 6 (10/14-10/24, 2g, 12a)

POINTS:
 Game: 5 (3/3/18 vs. PHI)
 Season: 97 (2011-12)
 Multi-Point Games: 190
 In 2017-18: 22
 Streak: 18 (1/19-3/11/10, 17g-16a)
 In 2017-18: 11 (10/6-10/26, 4g, 17a)

SHOOTOUT STATISTICS:
 Career: 11/42 (26%)
 In 2017-18: 3-5 (60%)

MOST PIM IN A GAME:
 19 (3/30/18 at NYR)

MOST SHOTS IN A GAME:
 12 (10/13/14 vs. MTL)

NHL AND LIGHTNING FIRSTS

GAME: 10/4/08 vs. NYR
GOAL: 10/30/08 at BUF (Miller)
ASSIST: 10/28/08 at TOR

TRANSACTIONS

Re-signed by the Lightning to an 8-year contract extension on 6/29/16...Selected by Tampa Bay in the first round, first overall, at the 2008 NHL Entry Draft.





ANTON STRALMAN

POSITION Defenseman **BORN** August 1, 1986 (Tibro, Sweden)
HEIGHT 6-1 **ACQUIRED** Signed as a free agent on July 1, 2014
WEIGHT 192 **SEASON** NHL – 12th, Lightning – 5th
SHOOTS Right

2017-2018 SEASON

Skated in 80 games with the Lightning, posting 4 goals and 18 points to go along with 18 penalty minutes...Ranked 9th in the NHL with a +29 rating which was also a career high...Ranked 3rd on the Lightning for blocked shots with 100 and 2nd for average time on ice (21:29)...**2018 Playoffs:** Appeared in 17 Stanley Cup Playoff games, posting a goal and 5 points to go along with 8 penalty minutes...Ranked 3rd on the Bolts for average time on ice per game (22:04)...Paced the Lightning for shorthanded time on ice per game (2:06).

CAREER

2016-17: Played in 73 games with the Lightning, posting 5 goals and 22 points to go along with 20 penalty minutes...Ranked 2nd on the team for average time on ice (22:54)...Also led Bolts for average shorthanded time on ice (2:37)...Ranked 3rd on Bolts for blocked shots with 96 and 4th for hits with 106...Skated in 600th career NHL game on 2/23 vs. CGY...Notched 200th career NHL point with an assist and also posted a +4 on 2/21 vs. EDM...Matched career high with 6 shots on goal on 12/20 vs. DET...Skated in 4 World Cup of Hockey games for Team Sweden, recording 1 goal and 2 points...Also skated in 10 games for Team Sweden at the IIHF World Championships, recording 4 assists and helping his country to the Gold Medal...**2015-16:** Played in 73 games with the Lightning, posting 9 goals and 34 points to go along with 20 penalty minutes...Missed the final 8 games of the regular season with a fractured left fibula...Tied his career high for goals in a season with 9...Ranked 3rd on the club for plus/minus (+16), 5th for assists (25) and 8th for points...Ranked 2nd on the Lightning for both power-play assists (11) and average time on ice (22:04)...Tied career high with 2 goals on 2/5 vs. PIT...Also appeared in 6 playoff games, recording a goal and 2 penalty minutes...Missed 11 games due to injury...Made playoff debut in Game 2 of the ECF at PIT...Scored 5th playoff goal of his career in Game 2 at PIT of ECF...**2014-15:** Played in 82 games in his 1st season with the Lightning, recording 9 goals and 39 points to go along with 26 penalty minutes...He was 1 of 5 players to skate in all 82 games during the regular season...Set new single season totals for goals (9), assists (30) and points (39)...Ranked 2nd on the Bolts for average time on ice (21:56) and was 2nd for average shifts per game (26:0)...Led all Lightning defensemen for points and assists...Led the team for average shorthanded time on ice (2:34)...Skated in his 400th career NHL game on 10/20 at EDM...Tallied his 100th career NHL assist on 10/28 vs. ARI...Appeared in 26 postseason games with the Bolts, tallying a goal and 9 points to go along with 8 penalty minutes...Ranked 2nd on the team for average time on ice (22:30) and tied for 2nd for blocked shots with 37...Scored his lone goal of the playoffs in Game 7 of the first round against Detroit...Ranked 2nd among Lightning defensemen for shots on goal with 52...**2013-14:** Skated in 81 games with the Rangers, posting 1 goal and 13 points to go along with a +9 rating...Averaged 19:24 in time on ice per game, ranking 4th on the Rangers...His 12 assists and 104 shots on goal ranked 3rd among all Ranger defensemen...Tied his career-best with a +4 rating and added 2 assists on 1/26 at NJD...Appeared in 25 postseason games, notching 5 assists, helping the Rangers reach the Stanley Cup Final...Ranked 2nd among Ranger defensemen with a +4 rating...**2012-13:** Played in 48 games with the Rangers, recording 4 goals and 7 points to go along with 16 penalty minutes...Set a career-high for plus/minus (+14)...Tied for 1st among Ranger blue-liners with 4 goals...Ranked 3rd on the Rangers for plus/minus...Skated in his 300th career NHL game on 4/1 vs. WPG...Skated in 10 postseason games, finishing 5th on the team for blocked shots (21)...**2011-12:** Played in 53 games with the Rangers, posting 2 goals and 18 points...Scored his 1st goal as a Ranger on 1/5 vs. FLA...Made his Rangers debut on 11/23 at FLA...Skated in 20 playoff games, tallying 3 goals and 6 points...Ranked tied for 1st among NHL defensemen for power play goals (2)...Ranked 3rd on the Rangers for defenseman scoring...Scored his 1st career playoff goal on 4/11 vs. OTT...**2010-11:** Played in 51 games with Columbus, collecting 1 goal and 18 points...Ranked 3rd among Blue Jacket defensemen for assists (17) and shots (80) and fifth for

points...**2009-10:** Skated in 73 games with Columbus, tallying 6 goals and 34 points...Set a career-high for most assists in a season with 28...Led Columbus defensemen in assists and points, while ranking 2nd for goals and time on ice (20:29)...Ranked 2nd (tie) on the Blue Jackets for power-play points (22)...Skated in his 100th career NHL game on 11/4 vs. SJS...**2008-09:** Played in 38 games with the Toronto Maple Leafs, collecting 1 goal and 13 points...Scored his 1st career game-winning goal on 10/23 at BOS...Played in 36 games with the Toronto Marlies, recording 7 goals and 16 points...**2007-08:** Skated in 50 games with the Maple Leafs, posting 3 goals and

9 points...Made his NHL debut on 10/23 vs. ATL...Notched his 1st career NHL point (assist) on 1/10 at LAK...Scored his 1st career NHL goal on 3/21 at BUF (Miller)...Played in 21 games for the Marlies, registering 11 assists and 22 penalty minutes...**International Career:** Represented Sweden at the 2009 World Championships, recording a goal and 4 assists in 7 games and won a bronze medal...Played in 8 games for Sweden at the 2008 World Championships, notching 4 goals and 7 points...Skated in 9 games for Sweden at the 2007 World Championships, posting 1 goal and 2 points.

STRALMAN VS. THE NHL

	GP	G	A	P	PIM
ANA	18	1	5	6	0
ARI	18	0	5	5	10
BOS	33	4	10	14	12
BUF	35	4	9	13	8
CGY	17	1	5	6	8
CAR	28	0	7	7	8
CHI	25	3	7	10	23
COL	16	4	3	7	4
CBJ	15	1	2	3	12
DAL	17	3	6	9	4
DET	30	1	5	6	6
EDM	15	1	6	7	2
FLA	33	4	8	12	6
LAK	17	0	2	2	2
MIN	16	1	6	7	2
MTL	29	5	7	12	4
NSH	22	1	4	5	8
NJD	28	1	5	6	8
NYI	32	1	10	11	10
NYR	15	1	2	3	0
OTT	34	0	8	8	16
PHI	30	0	8	8	4
PIT	31	5	6	11	10
SJS	19	1	9	10	8
STL	21	0	8	8	14
TBL	14	0	3	3	10
TOR	25	1	4	5	10
VAN	15	0	7	7	4
VGK	2	0	0	0	0
WSH	31	0	8	8	16
WPG	21	1	5	6	12

CAREER STATISTICS

SEASON	TEAM	LEAGUE	REGULAR SEASON											PLAYOFFS						
			GP	G	A	P	+/-	PIM	PPG	SHG	GWG	S	GP	G	A	P	PIM			
2005-06	TIMRA	SEL	45	20	9	29	-	38	-	-	-	-	-	-	-	-	-	-	-	-
	TIMRA JR.	SWE JR	-	-	-	-	-	-	-	-	-	-	-	-	3	0	0	0	4	-
	SWEDEN	WJC	6	0	1	1	-	6	-	-	-	-	-	-	-	-	-	-	-	-
2006-07	TIMRA	SEL	53	10	11	21	-	34	-	-	-	-	-	-	-	-	-	-	-	-
	SWEDEN	WC	9	1	1	2	-	0	-	-	-	-	-	-	-	-	-	-	-	-
2007-08	TORONTO	NHL	50	3	6	9	-10	18	0	0	0	40	-	-	-	-	-	-	-	-
	TORONTO	AHL	21	0	11	11	-	22	-	-	-	-	-	-	-	-	-	-	-	-
	SWEDEN	WC	8	4	3	7	-	31	-	-	-	-	-	-	-	-	-	-	-	-
2008-09	TORONTO	NHL	38	1	12	13	-2	20	0	0	1	43	-	-	-	-	-	-	-	-
	TORONTO	AHL	36	7	9	16	-	24	-	-	-	-	6	1	2	3	0	-	-	-
	SWEDEN	WC	7	1	4	5	-	6	-	-	-	-	-	-	-	-	-	-	-	-
2009-10	COLUMBUS	NHL	73	6	28	34	-17	37	4	0	0	121	-	-	-	-	-	-	-	-
2010-11	COLUMBUS	NHL	51	1	17	18	-11	22	1	0	1	80	-	-	-	-	-	-	-	-
2011-12	NY RANGERS	NHL	53	2	16	18	9	20	0	0	0	55	20	3	3	6	4	-	-	-
2012-13	NY RANGERS	NHL	48	4	3	7	14	16	0	0	0	66	10	0	0	0	0	-	-	-
2013-14	NY RANGERS	NHL	81	1	12	13	9	26	0	0	0	104	25	0	5	5	4	-	-	-
2014-15	TAMPA BAY	NHL	82	9	30	39	22	26	2	0	0	138	26	1	8	9	8	-	-	-
2015-16	TAMPA BAY	NHL	73	9	25	34	16	20	1	0	0	127	6	1	0	1	2	-	-	-
	SWEDEN	WCUP	4	1	1	2	-	6	-	-	-	-	-	-	-	-	-	-	-	-
2016-17	TAMPA BAY	NHL	73	5	17	22	1	20	1	0	0	130	-	-	-	-	-	-	-	-
	SWEDEN	WC	10	0	4	4	-	4	-	-	-	-	-	-	-	-	-	-	-	-
2017-18	TAMPA BAY	NHL	80	4	14	18	29	18	0	0	0	131	17	1	4	5	8	-	-	-
TAMPA BAY TOTALS			308	27	86	113	68	84	4	0	0	526	49	3	12	15	18	-	-	-
NHL TOTALS			702	45	180	225	60	243	9	0	2	1035	104	6	20	26	26	-	-	-

HIGHLIGHTS

- GOALS:**
 Game: 2 (3x, Last: 12/16/17 at COL)
 Season: 9 (2x, Last: 2015-16)
 Multi-Goal Games: 2
 In 2017-18: 1
 Hat Tricks: None
 Streak: 2 (2x, Last: 3/20-3/22/15, 2g)
 In 2017-18: None
- ASSISTS:**
 Game: 3 (4/1/11 vs. CHI)
 Season: 30 (2014-15)
 Streak: 4 (2x, Last: 12/28/15-1/5/16, 1g, 4a)
 In 2017-18: 2 (3x, Last: 2/1-2/3, 2a)
- POINTS:**
 Game: 3 (2x, Last: 12/16/17 at COL)
 Season: 39 (2014-15)
 Multi-Point Games: 38
 In 2017-18: 3
 Streak: 4 (2x, Last: 12/28/15-1/5/16, 1g, 4a)
 In 2017-18: 2 (3x, Last: 2/1-2/3, 2a)
- SHOOTOUT STATISTICS:**
 Career: 0-3 (0.0%)
 In 2017-18: 0-0 (0.0%)
- MOST PIM IN A GAME:**
 6 (12/1/09 at CHI)
- MOST SHOTS IN A GAME:**
 6 (4x: Last 1/4/18 at MTL)

NHL AND LIGHTNING FIRSTS

- GAME:** NHL – 10/23/07 vs. ATL
 Lightning – 10/9/14 vs. FLA
- GOAL:** NHL – 3/21/08 at BUF (Miller)
 Lightning – 10/25/14 at MIN
- ASSIST:** NHL – 1/10/08 at LAK
 Lightning – 10/9/14 vs. FLA

TRANSACTIONS

Signed by Tampa Bay as a free agent on July 1, 2014...Drafted by Toronto in the seventh round, 216th overall, at the 2005 NHL Draft.



ROSTER

Subject to the Standard Player Contract. Options, including buyout, which appear within this page are subject to the Standard Player Contract. See the Standard Player Contract for more information.



VASILEVSKIY VS. THE NHL

	GP	W	L	OT	SO	GAA	Sv%
ANA	1	1	0	0	0	1.00	.966
ARI	4	2	1	0	0	1.83	.942
BOS	6	1	4	1	1	2.51	.922
BUF	9	7	1	0	2	1.66	.941
CGY	3	1	2	0	0	4.04	.874
CAR	5	5	0	0	0	2.40	.924
CHI	4	4	0	0	1	1.99	.941
COL	1	0	1	0	0	5.16	.722
CBJ	5	3	2	0	2	2.17	.934
DAL	4	3	0	1	0	2.95	.906
DET	6	6	0	0	0	1.71	.947
EDM	2	1	1	0	0	4.80	.846
FLA	10	5	3	1	0	3.16	.907
LAK	4	1	2	0	0	3.06	.914
MIN	5	3	1	1	1	1.56	.950
MTL	7	4	1	2	0	2.23	.926
NSH	4	0	2	1	0	3.37	.850
NJD	4	1	3	0	0	2.85	.905
NYI	7	4	2	0	1	2.42	.934
NYR	4	1	1	2	0	2.21	.929
OTT	8	4	4	0	0	3.38	.892
PHI	8	5	2	0	1	2.38	.933
PIT	6	4	2	0	0	3.67	.898
SJS	4	2	1	0	0	1.89	.935
STL	5	3	0	0	1	1.90	.936
TBL	0	0	0	0	0	0.00	0.000
TOR	12	7	4	1	2	2.44	.917
VAN	5	3	1	0	0	2.29	.879
VGK	2	0	2	0	0	4.00	.879
WSH	6	2	4	0	0	3.31	.903
WPG	4	2	2	0	0	3.73	.878

Options on the Stanley Cup Final
Options during line, which appears when
during the Stanley Cup Final. Noting the
Save As Command.

ANDREI VASILEVSKIY

POSITION Goaltender **BORN** July 25, 1994 (Tyumen, Russia)
HEIGHT 6-3 **ACQUIRED** Selected in the first round, 19th overall,
at the 2012 NHL Draft
WEIGHT 219
CATCHES Left **SEASON** NHL – 5th, Lightning – 5th

2017-2018 SEASON

Appeared in 65 games with the Bolts, posting a record of 44-17-3 to go along with a 2.62 goals-against average and .920 save percentage with 8 shutouts...Set a franchise record for shutouts in a season and moved into 2nd place on the Bolts' all-time wins list...Ranked tied for 1st in the NHL for wins and shutouts...Made his 1st NHL All-Star appearance...Recorded career-best shutout streak (184:49) from December 28 through January 4...Tied franchise best 9-game win streak (in decisions) from October 9-30... Finalist for the Vezina Trophy as the League's Top Goaltender...**2018 Playoffs:** Appeared in 17 Stanley Cup Playoff games, posting a record of 11-6 to go along with a 2.58 goals-against average and .918 save percentage...Ranked 3rd for both wins and saves (481) in the NHL.

CAREER

2016-17: Appeared in 50 games with the Lightning, posting a record of 23-17-7 to go along with a 2.61 goals-against average and .917 save percentage...Led all Lightning goaltenders for games played, wins, shutouts (2) and save percentage...Recorded consecutive shutouts from 11/14-19...Went 6-1-1 over final 8 games of the regular season...Earned 2nd career assist on 1/24 at CHI...Appeared in 10 games for Team Russia at the 2017 IIHF World Championships, posting a record of 6-2, helping his country to the Bronze Medal...Also named to Team Russia for the World Cup, but did not play...**2015-16:** Appeared in 24 games with the Lightning, compiling a record of 11-10-0 to go along with a 2.76 goals-against average and .910 save percentage...Recorded 2nd career shutout on 1/27 vs. TOR...Missed the 1st 9 games of the regular season after having surgery to remove blood clot on 9/3...Also appeared in 8 postseason games, registering a record of 3-4 to go along with a 2.76 goals-against average and .925 save percentage...Set Lightning record for saves (44) in regulation time in Game 3 of ECF vs. PIT...Became 1st goalie to record 1st 2 career playoff wins in relief effort since Olaf Kolzig (1995-96)...**2014-15:** Played in 16 games for the Lightning, compiling a record of 7-5-1 to go along with a 2.36 goals-against average and .918 save percentage...Ranked tied for 6th among rookie goalies in the NHL for wins...Made 28 saves for his 1st career NHL shutout on 3/3 vs. BUF...Set a new Lightning rookie franchise record with 45 saves on 12/20 at NYI...Made 23 saves on 24 shots, picking up the win in his NHL debut on 12/16 at PHI...Appeared in 25 games with the Syracuse Crunch,

registering a record of 14-6-5 to go along with a 2.45 goals-against average and .917 save percentage...Named CCM/AHL Player of the Week on 12/15, posting a 2-0-0 record with a 0.50 goals-against average and .982 save percentage during the week...Appeared in 4 games with the Bolts during the postseason, compiling a record of 1-1 to go along with a 3.19 goals-against average and .895 save percentage...Made his Stanley Cup Playoffs debut in Game 4 against Montreal in the second round...Started Game 4 of the Stanley Cup Final, making 17 saves on 19 shots...Recorded his 1st career playoff win in Game 2 vs. Chicago in the Final in a relief effort...Became the 1st goalie to win his 1st career playoff game in a relief effort in the Stanley Cup Final since 1928...**2013-14:** Played 28 games for Salavat Yulaev Ufa of the KHL for the 2013-14 season, recording 28 wins and 14 losses... Played 6 games for Russia in the World Junior Championships, registering a 4-2 record... Played in 2 games for Russia in the World Championships, recording 1 win...**2012-13:** Played in 27 games for Tolpar Ufa, recording a 1.93 goals-against average and .930 save percentage...Played in 4 games for Russia at the World Junior Championships, posting a 3-1 record to go along with a 1.81 goals-against average and .950 save percentage...Won the Bronze Medal...**2011-12:** Played in 27 games for Tolpar Ufa, notching a 2.23 goals-against average and .931 save percentage...Appeared in 5 games for Russia at the World Junior Championships, registering a record of 4-1 and helped his country win the Silver Medal.

CAREER STATISTICS

SEASON	TEAM	LEAGUE	GP	W	L	T	OT	SO	GA	SA	SV%	GAA	GP	W	L	SO	GA	SV%	GAA
2010-11	TOLPAR UFA	MHL	14	-	-	-	-	0	-	-	.937	1.81	-	-	-	-	-	-	-
2011-12	TOLPAR UFA	MHL	27	-	-	-	-	-	-	-	.931	2.23	2	-	-	-	-	-	2.23
	RUSSIA	WJC	5	4	1	-	-	2	-	-	.953	2.01	-	-	-	-	-	-	-
2012-13	TOLPAR UFA	MHL	27	-	-	-	-	0	-	-	.930	1.93	3	-	-	-	-	-	2.85
	SALAVAT UFA	KHL	8	4	1	-	-	1	-	-	.924	2.22	-	-	-	-	-	-	-
	RUSSIA	WJC	4	3	1	-	-	1	-	-	.950	1.81	-	-	-	-	-	-	-
2013-14	SALAVAT UFA	KHL	28	14	8	-	5	0	-	-	.923	2.21	18	-	-	-	-	-	1.99
	RUSSIA	WJC	6	4	2	-	-	0	-	-	.933	1.83	-	-	-	-	-	-	-
	RUSSIA	WC	2	1	0	-	-	1	-	-	.985	0.50	-	-	-	-	-	-	-
2014-15	TAMPA BAY	NHL	16	7	5	-	1	1	34	415	.918	2.36	4	1	1	0	6	.895	3.19
	SYRACUSE	AHL	25	14	6	-	5	2	60	727	.917	2.45	-	-	-	-	-	-	-
2015-16	TAMPA BAY	NHL	24	11	10	-	0	1	58	646	.910	2.76	8	3	4	0	20	.925	2.76
	SYRACUSE	AHL	12	7	4	-	1	1	23	331	.935	1.94	-	-	-	-	-	-	-
2016-17	TAMPA BAY	NHL	50	23	17	-	7	2	123	1,480	.917	2.61	-	-	-	-	-	-	-
	RUSSIA	WC	10	6	2	-	-	3	15	233	.935	1.72	-	-	-	-	-	-	-
2017-18	TAMPA BAY	NHL	65	44	17	-	3	8	167	2,075	.920	2.62	17	11	6	0	43	.918	2.58
NHL TOTALS			155	85	49	-	11	12	382	4,616	.917	2.61	29	15	11	0	69	.919	2.68

NHL FIRSTS

GAME: 12/16/14 at PHI
WIN: 12/16/14 at PHI
SHUTOUT: 3/3/15 vs. BUF

TRANSACTIONS

Signed a 3-year contract extension with the Lightning on 7/1/16. Signed by Tampa Bay to a three-year, entry level contract on 5/6/14.

HIGHLIGHTS

LONGEST WINNING STREAK: 9 (10/9/17-10/30/17)
In 2017-18: 9 (10/9-10/30)
LONGEST SHUTOUT STREAK: 178:02 (11/10-11/23/16)
In 2017-18: 184:49 (12/28/17-1/4/18)
MOST SHOTS FACED IN A GAME: 49 (3/6/18 vs. FLA)
MOST SAVES IN A GAME: 45 (2x, Last: 3/6/18 vs. FLA)
SHUTOUTS: 12 (last – 4/3/18 vs. BOS)
In 2017-18: 8
SHOOTOUTS: 34-39 (0.872 SV%, 8-3 record)
PENALTY SHOTS: 1/2 (50.0%)
In 2017-18: 1/2 (50.0%)





ANDY ANDREOFF

POSITION Forward
SHOOTS Left
HEIGHT 6-1
BORN May 17, 1991 (Pickering, Ontario)
WEIGHT 203
ACQUIRED From Los Angeles on June 13, 2018


CAREER

Traded from Los Angeles in exchange for Peter Budaj on June 13, 2018...Drafted by the Kings in the third round, 180th overall, at the 2011 NHL Draft...**2017-18:** Appeared in 45 games with the LA Kings, posting 3 goals and 9 points to go along with 50 penalty minutes...Set career highs for assists (6), shots on goal (47) and game-winning goals (2)...**2016-17:** Skated in 36 games with Los Angeles, posting two assists and 70 penalty minutes...Ranked 2nd on the Kings for penalty minutes...**2015-16:** Appeared in 60 games with the Kings, recording 8 goals and 10 points to go along with 76 penalty minutes...Set career highs for games played, goals, points and penalty minutes...Ranked 3rd on Los Angeles for penalty minutes...**2014-15:** Split the season between Los Angeles and Manchester...In 18 games during his rookie season with the Kings, posted a pair of goals and 3 points to go along with 18 penalty minutes...Scored 1st career NHL goal on 3/16 against the Arizona Coyotes...Recorded a goal and an assist on 4/11

vs. San Jose...Also appeared in 7 AHL games with Manchester, recording 5 goals and 10 points...**2013-14:** Skated in 76 games with Manchester, registering 11 goals and 35 points to go along with 133 penalty minutes...Led the Monarchs for penalty minutes...Set career AHL highs for games played, assists (24), points and penalty minutes...Skated in 4 Calder Cup Playoff games, notching a goal and 3 points...**2012-13:** Appeared in 69 games with the Monarchs in 1st full AHL season, tallying 13 goals and 26 points to go along with 111 penalty minutes...Set career AHL high for goals in a season...Ranked 6th on Manchester for goals and 7th for points...Also notched 3 assists in 4 Calder Cup Playoff games...**2011-12:** Appeared in 5 games with Manchester, recording a goal and 4 penalty minutes...**Junior Career:** Skated in 281 career OHL games, all with the Oshawa Generals over 5 seasons, posting 81 goals and 207 points to go along with 312 penalty minutes.

CAREER STATISTICS

SEASON	TEAM	LEAGUE	REGULAR SEASON							PLAYOFFS				
			GP	G	A	TP	+/-	PIM	GP	G	A	TP	PIM	
2007-08	OSHAWA	OHL	25	0	1	1	-	8	9	0	0	0	2	
2008-09	OSHAWA	OHL	66	11	14	25	-	37	-	-	-	-	-	
2009-10	OSHAWA	OHL	67	15	33	48	-	70	-	-	-	-	-	
2010-11	OSHAWA	OHL	66	33	42	75	-	109	10	3	8	11	16	
2011-12	OSHAWA	OHL	57	22	36	58	-	88	6	1	3	4	4	
	MANCHESTER	AHL	5	1	0	1	-	4	4	2	0	2	2	
2012-13	MANCHESTER	AHL	69	13	13	26	-	111	4	0	3	3	0	
2013-14	MANCHESTER	AHL	76	11	24	35	-	133	4	1	2	3	2	
2014-15	LOS ANGELES	NHL	18	2	1	3	1	18	-	-	-	-	-	
	MANCHESTER	AHL	7	5	5	10	-	11	-	-	-	-	-	
2015-16	LOS ANGELES	NHL	60	8	2	10	1	76	1	0	0	0	0	
2016-17	LOS ANGELES	NHL	36	0	2	2	-2	70	-	-	-	-	-	
2017-18	LOS ANGELES	NHL	45	3	6	9	-6	50	-	-	-	-	-	
NHL TOTALS			159	13	11	24	-6	214	1	0	0	0	0	



MICHAEL BOURNIVAL

POSITION Left Wing
SHOOTS Left
HEIGHT 5-11
BORN May 31, 1992 (Shawinigan, Quebec)
WEIGHT 193
ACQUIRED Signed as a free agent on July 1, 2016

CAREER

Re-signed to a 1-year, 2-way contract by the Lightning on 4/19/18...Re-signed by the Lightning to a 1-year contract on 7/1/17...Signed as a free agent on 7/1/16...Acquired by Montreal from Colorado in exchange for Ryan O'Byrne on 11/11/10...Drafted by Colorado in the 3rd round, 71st overall, of the 2010 NHL Draft...**2017-18:** Skated in 5 games with the Lightning but was held scoreless...Appeared in 57 games with the Crunch, posting 15 goals and 34 points to go along with 55 penalty minutes...Ranked 5th on the Crunch for goals and 8th for points...Ranked tied for 1st on Syracuse with 3 shorthanded goals...**2016-17:** Skated in 19 games with the Bolts, notching 2 goals and 3 points...Made Lightning debut on 12/1 vs. St. Louis...Appeared in 100th career NHL game on 1/12 against the Buffalo Sabres...Also skated in 38 games with the Crunch, recording 9 goals and 19 points...Played in 22 Calder Cup Playoff games, posting 8 goals and 15 points...Ranked 4th on Syracuse for goals and 6th for points during the postseason...**2015-16:** Skated in 20 games with the IceCaps, posting a goal and 8 points to go along with 12 penalty minutes...**2014-15:** Skated in 29 games with the Canadiens, recording 3 goals and 5 points to go along with a +3 rating...Set a career-high with 2 goals, including the game winner on 1/2 at NJD...Also skated in 12 games with Hamilton, recording 3 goals and 9 points...**2013-14:** Appeared in 60 games with Montreal, notching 7 goals and 14 points to go along with 18 penalty minutes...Set career NHL highs for games played, goals, assists, points and penalty minutes...Skated in his 1st career NHL game on 10/5 vs. PHI...Scored his 1st NHL goal on 10/17

vs. CBJ...Registered 1st career NHL assist on 10/19 vs. NSH...Recorded a 4-game point streak from 10/17-10/24, posting 2 goals and 5 points during that stretch...Skated in 1st career NHL playoff game on 4/16 at TBL...Appeared in 3 games with Hamilton, collecting 2 goals and 3 points...**2012-13:** Played in 69 games with Hamilton in his 1st professional season, posting 10 goals and 30 points to go along with 26 penalty minutes...Made pro debut on 10/13 at Grand Rapids, also registering an assist in the game...Scored 1st pro goal on 10/23 at Rochester...Ranked 2nd on the Bulldogs for goals and assists and was 3rd for points...**Junior Career:** Skated in 201 career QMJHL games, all with Shawinigan, tallying 93 goals and 204 points...**2011-12:** Skated in 41 games with Shawinigan, posting 30 goals and 56 points...Ranked 2nd on the team for goals and 4th for points...Played in 6 games with Team Canada at the World Junior Championship, recording 1 assist while helping Canada earn the bronze medal...Recorded 7 points at the Memorial Cup tournament, leading Shawinigan to its 1st Memorial Cup championship...**2010-11:** Skated in 56 games with Shawinigan, registering 28 goals and 64 points to go along with 27 penalty minutes...Ranked 2nd on the team for goals, 3rd for assists (36) and points...Led Shawinigan for points and assists during the QMJHL playoffs...**2009-10:** Played in 58 games with Shawinigan, tallying 24 goals and 62 points...Ranked tied for 2nd on the team with 24 goals, 3rd for assists (38) and points...Led the team for playoff scoring...**2008-09:** Skated in 46 games in rookie season with Shawinigan, recording 11 goals and 22 points.

CAREER STATISTICS

SEASON	TEAM	LEAGUE	REGULAR SEASON							PLAYOFFS				
			GP	G	A	TP	+/-	PIM	GP	G	A	TP	PIM	
2008-09	SHAWINIGAN	QMJHL	46	11	11	22	-	29	21	1	3	4	12	
2009-10	SHAWINIGAN	QMJHL	58	24	38	62	-	37	6	2	2	4	6	
2010-11	SHAWINIGAN	QMJHL	56	28	36	64	-	28	12	5	8	13	10	
2011-12	SHAWINIGAN	QMJHL	41	30	26	56	-	27	11	1	6	7	12	
2012-13	HAMILTON	AHL	69	10	20	30	-	26	-	-	-	-	-	
2013-14	MONTREAL	NHL	60	7	7	14	-6	18	14	0	1	1	0	
	HAMILTON	AHL	3	2	1	3	-	2	-	-	-	-	-	
2014-15	MONTREAL	NHL	29	3	2	5	3	4	-	-	-	-	-	
	HAMILTON	AHL	12	3	6	9	-	8	-	-	-	-	-	
2015-16	ST. JOHN'S	AHL	20	1	7	8	-	12	-	-	-	-	-	
2016-17	TAMPA BAY	NHL	19	2	1	3	-3	2	-	-	-	-	-	
	SYRACUSE	AHL	38	9	10	19	-	18	22	8	7	15	14	
2017-18	TAMPA BAY	NHL	5	0	0	0	0	-	-	-	-	-	-	
	SYRACUSE	AHL	57	15	19	34	-	55	-	-	-	-	-	
NHL TOTALS			113	12	10	22	-6	24	14	0	1	1	0	



ERIK CERNAK

POSITION Defenseman **SHOOTS** Right
HEIGHT 6-3 **BORN** May 28, 1997 (Kosice, Slovakia)
WEIGHT 225 **ACQUIRED** From Los Angeles on February 26, 2017


CAREER

Acquired by the Lightning along with Peter Budaj and a 7th round draft pick from the Los Angeles Kings in exchange for Ben Bishop and a conditional draft pick on 2/26/17...Drafted by the LA Kings in the 2nd round, 43rd overall, at the 2015 NHL Draft...**2017-18:** Appeared in 71 games with Syracuse during his 1st pro/AHL season, recording 5 goals and 18 points to go along with 30 penalty minutes...Led all Syracuse rookie defensemen for goals, assists and points...**2016-17:** Played in 50 games with Erie, recording 3 goals and 21 points...Also appeared in 22 OHL playoff games with the Otters, registering a goal and

9 points, helping Erie win the OHL Championship...Skated in 5 Memorial Cup games, notching 2 assists...**2015-16:** Skated in 41 games in 1st season in the OHL with Erie, recording 4 goals and 15 points to go along with 35 penalty minutes...Appeared in 13 OHL postseason games, tallying 6 assists with 10 penalty minutes...Represented Slovakia at the World Jr. Championship, notching two penalty minutes...**2014-15:** Played in 43 games with HC Kosice, collecting 5 goals and 13 points to go along with 16 penalty minutes...Played in 5 World Jr. Championship games for Slovakia, recording 3 goals and 5 points.

CAREER STATISTICS

SEASON	TEAM	LEAGUE	REGULAR SEASON						PLAYOFFS				
			GP	G	A	TP	+/-	PIM	GP	G	A	TP	PIM
2014-15	HC KOSICE	SLOVAKIA	43	5	8	13	-	16	-	-	-	-	-
	SLOVAKIA	WJC-U20	5	3	2	5	-	8	-	-	-	-	-
2015-16	ERIE	OHL	41	4	11	15	-	35	13	0	6	6	10
	SLOVAKIA	WJC-U20	4	0	0	0	-	2	-	-	-	-	-
2016-17	ERIE	OHL	50	3	18	21	-	53	22	1	8	9	10
2017-18	SYRACUSE	AHL	71	5	13	18	-	30	-	-	-	-	-



CORY CONACHER

POSITION Left Wing **SHOOTS** Left
HEIGHT 5-8 **BORN** December 14, 1989 (Burlington, Ontario)
WEIGHT 183 **ACQUIRED** Signed as a free agent on March 1, 2012

CAREER

Re-signed by Tampa Bay to a 2-year contract on 7/1/2017...Signed by the Lightning as a free agent on 7/13/16...Signed with Bern SC on 7/1/15...Signed as a free agent with the NY Islanders on 7/1/14...Claimed off waivers by the Buffalo Sabres on 3/5/14...Traded to Ottawa along with a 2013 4th round pick in exchange for Ben Bishop on 4/3/13...Signed by Tampa Bay as a free agent on 7/5/11...**2017-18:** Appeared in 36 games with the Lightning, posting 8 goals and 12 points to go along with 24 penalty minutes...His 8 goals were the most since the 2012-13 season...2 of 8 goals were game-winners...Recorded a goal on 1st career penalty shot attempt on 2/3 at Vancouver...Also appeared in 18 games with the Crunch, recording 7 goals and 15 points...**2018 Playoffs:** Appeared in 2 Stanley Cup Playoff games, posting 10 penalty minutes...**2016-17:** Skated in 11 games with the Lightning, recording a goal and 4 points...He also skated in 56 games with the Syracuse Crunch, notching 17 goals and 60 points...Conacher ranked 8th in the AHL for assists and tied for 8th for points...He was tied for the team lead for points, 2nd for assists and 3rd for goals...Played in 22 games in helping the Crunch to the Calder Cup Finals...He paced Syracuse with 12 goals, 4 power-play goals and 28 points...**2015-16:** Skated in 48 games with Bern SC, collecting a team-best 22 goals and 52 points in his 1st season with the club...Registered 5 goals and 9 points in 14 playoff contests, helping Bern win the National League A title...Played for Team Canada at the Spengler Cup and helped them capture the title while also being named to the tournament's all-star team...**2014-15:** Skated in 15 games with the NY Islanders, posting a goal and 3 points to go along with 14 penalty minutes...Appeared in 48 AHL games, splitting time between Bridgeport and Utica, collecting 12 goals and 39 points...Skated in 23 Calder Cup playoff games, tallying 5 goals and 8 points...**2013-14:** Skated in 79 NHL games, splitting time between Ottawa and Buffalo, registering 7 goals and 26 points...Posted 4 goals and 20 points to go along with a +8 rating while with Ottawa...Claimed off waivers by Buffalo on 3/5...Registered 3 goals and 6 points in 19 games with the Sabres...**2012-13:** Played in 47 NHL games, splitting time between Tampa Bay and Ottawa, collecting 11 goals and 29 points...Recorded 9 goals and 24 points while with the Lightning in 35 games...In his 1st 6 games of the season, posted

5 goals and 12 points...Traded to Ottawa in exchange for Ben Bishop on 4/3...Skated in 12 games with the Senators, posting 2 goals and 5 points...Appeared in 8 playoff games with the Senators, recording 3 goals...**2011-12:** Played in 75 games with Norfolk, collecting 39 goals and 80 points to go along with 114 penalty minutes...Led the AHL in goals, ranked 2nd in points and tied for 2nd in power-play goals with 14...Became the 4th rookie in league history to be named the winner of the Les Cunningham Award as the AHL's most valuable player...Named to the AHL All-Rookie Team and won the Dudley "Red" Garrett Memorial Award given annually to the league's most outstanding rookie...Winner of the AHL's President Award, given annually to a player in recognition of his outstanding accomplishments in the past year...Represented the Admirals at the 2012 AHL All-Star Classic in Atlantic City, NJ... Won the Calder Cup, recording two goals and 15 points in 18 games during the playoffs...Ranked 1st in the AHL during the playoffs with 13 assists and 3rd in points...**2010-11:** Played in 37 games at Canisius College, collecting 23 goals and 42 points to go along with 54 penalty minutes...Led the club in goals, points and penalty minutes...Set a career high in goals...Named to the Second All-Team Atlantic Hockey...Skated in two games with the Rochester Americans (AHL), registering a goal and two penalty minutes...Played in three games with the Cincinnati Cyclones (ECHL), tallying 5 goals and 8 points...Appeared in five games with the Milwaukee Admirals (AHL), registering three goals and 5 points...Played in seven Calder Cup playoff games with the Admirals, recording an assist and 6 penalty minutes...**2009-10:** Played in 35 games with Canisius College, collecting 20 goals and 53 points...Led the team in goals and points...Set a career-high in assists (33) and points (53)...Earned First-Team Atlantic Hockey honors and was named Atlantic Hockey Player of the Year...**2008-09:** Skated in 37 games with Canisius College, posting 12 goals and 35 points...Ranked 2nd on the team in points and 4th in goals...**2007-08:** Played in 20 games with Canisius College, notching seven goals and 17 points...**College Career:** Skated in 129 career games with Canisius College, posting 147 points, 62 goals and 12 game-winning tallies...Owns single-season records in goals (23 - 2010-11), assists (33 - 2009-10) and points (53 - 2009-10).

CAREER STATISTICS

SEASON	TEAM	LEAGUE	REGULAR SEASON							PLAYOFFS				
			GP	G	A	TP	+/-	PIM	GP	G	A	TP	PIM	
2010-11	ROCHESTER	AHL	2	1	0	1	-	2	-	-	-	-	-	
	CINCINNATI	ECHL	3	5	2	7	-	0	-	-	-	-	-	
2011-12	MILWAUKEE	AHL	5	3	2	5	-	2	7	0	1	1	6	
	NORFOLK	AHL	75	39	41	80	-	114	18	2	13	15	28	
2012-13	TAMPA BAY	NHL	35	9	15	24	-3	16	-	-	-	-	-	
	OTTAWA	NHL	12	2	3	5	6	4	8	3	0	3	31	
2013-14	SYRACUSE	AHL	36	12	16	28	-	56	-	-	-	-	-	
	OTTAWA	NHL	60	4	16	20	8	34	-	-	-	-	-	
2014-15	BUFFALO	NHL	19	3	3	6	-7	16	-	-	-	-	-	
	NY ISLANDERS	NHL	15	1	2	3	-3	14	-	-	-	-	-	
2015-16	BRIDGEPORT	AHL	28	5	18	23	-	30	-	-	-	-	-	
	UTICA	AHL	20	7	9	16	-	22	23	5	3	8	28	
2016-17	BERN SC	SWISS	48	22	30	52	-	68	14	5	4	9	20	
	TAMPA BAY	NHL	11	1	3	4	0	4	-	-	-	-	-	
2017-18	SYRACUSE	AHL	56	17	43	60	-	113	22	12	16	28	27	
	TAMPA BAY	NHL	36	8	4	12	0	24	2	0	0	0	10	
2017-18	SYRACUSE	AHL	18	7	8	15	-	36	-	-	-	-	-	
	SYRACUSE	AHL	18	7	8	15	-	36	-	-	-	-	-	
NHL TOTALS			188	28	46	74	1	112	10	3	0	3	41	



GABRIEL DUMONT

POSITION Center
SHOOTS Right
HEIGHT 5-10
BORN October 6, 1990 (Ville Degelis, Quebec)
WEIGHT 197
ACQUIRED Claimed off waivers on February 21, 2018

CAREER

Re-signed by Tampa Bay to a 2-year contract extension on 6/28/2017...Signed as a free agent by the Lightning on 7/1/16... Drafted by the Canadiens in the 5th round, 139th overall, at the 2009 NHL Draft...**2017-18:** Appeared in 7 games with the Lightning, posting 4 penalty minutes...Claimed off waivers by the Senators on 11/22...Skated in 23 games with Ottawa, posting a goal and 2 points...Claimed back off waivers by Tampa Bay on 2/21...Skated in 18 games with Syracuse, recording 5 goals and 21 points to go along with 15 penalty minutes...**2016-17:** Skated in 39 games with the Lightning, posting 2 goals and 4 points to go along with 29 penalty minutes... Scored 1st goal as a Bolt on 2/7 against the Los Angeles Kings... Also appeared in 20 games with the Syracuse Crunch, recording 5 goals and 10 points to go along with 24 penalty minutes...Skated in 22 playoff games with the Crunch, registering 5 goals and 11 points, helping guide Syracuse to the Calder Cup Final...**2015-16:** Skated in 71 games with St. John's, posting 19 goals and 49 points to go along with 76 penalty minutes...Ranked 2nd on the IceCaps for assists with 30 and 3rd for points...Was 1 of just 4 players on St. John's to score a shorthanded goal...**2014-15:** Played in 3 games with Montreal... Appeared in 66 games with the Hamilton Bulldogs, registering 20 goals and 45 points...Served as captain of the Bulldogs... Ranked 2nd on the team for goals and was 3rd for points... Ranked 3rd on the club with 88 penalty minutes...**2013-14:** Played in 2 games with Montreal...Appeared in 74 games with the Bulldogs, tallying 19 goals and 36 points to go along with 111 penalty minutes...Set AHL career-bests for games played and penalty minutes...Ranked tied for 2nd on the team for

penalty minutes...Was named the Bulldogs Bill Sturupp Trophy Fan Favorite Award...**2012-13:** Played in 10 games with Montreal, recording a goal and 3 points...Recorded 1st career NHL point (assist) on 3/13 vs. OTT...Scored 1st career NHL goal on 4/17 at PIT...Also skated in 3 NHL playoff games with the Canadiens, registering 12 penalty minutes...Skated in 55 games with the Bulldogs, recording 16 goals and 31 points...Led the Bulldogs for goals and tied the team lead for points...**2011-12:** Appeared in 3 games with Montreal...Made NHL debut 4/4 vs. TBL...Played in 59 games with the Bulldogs, posting 13 goals and 24 points to go along with 55 penalty minutes...**2010-11:** Played in 64 games in his 1st full professional season with Hamilton, collecting 5 goals and 18 points to go along with 79 penalty minutes...Also skated in 20 Calder Cup playoff contests with the Bulldogs, posting 6 goals and 9 points...**2009-10:** Skated in 11 Calder Cup playoff games with Hamilton, recording 2 goals and 12 penalty minutes...**Junior Career:** Skated in 180 career QMJHL games, all with Drummondville, tallying 91 goals and 169 points...**2009-10:** Played in 62 games with Drummondville, notching 51 goals and 93 points to go along with 127 penalty minutes...Led the QMJHL for goals, also ranking 1st on his club for points and 3rd overall in the league... Named a QMJHL First Team All-Star...Won the QMJHL's Guy Carbonneau Trophy as the top defensive forward in the league...**2008-09:** Skated in 51 games with Drummondville, posting 28 goals and 49 points...Ranked 5th on the team for goals and 7th for points...**2007-08:** Appeared in 59 games with Drummondville, tallying 11 goals and 25 points...Ranked 2nd on the team for penalty minutes with 103.

CAREER STATISTICS

SEASON	TEAM	LEAGUE	REGULAR SEASON						PLAYOFFS				
			GP	G	A	TP	+/-	PIM	GP	G	A	TP	PIM
2006-07	DRUMMONDVILLE	QMJHL	8	1	1	2	-	6	6	0	2	2	0
2007-08	DRUMMONDVILLE	QMJHL	59	11	14	25	-	103	-	-	-	-	-
2008-09	DRUMMONDVILLE	QMJHL	51	28	21	49	-	63	19	6	13	19	32
2009-10	DRUMMONDVILLE	QMJHL	62	51	42	93	-	127	14	11	10	21	19
	HAMILTON	AHL	-	-	-	-	-	-	11	2	0	2	12
2010-11	HAMILTON	AHL	64	5	13	18	-	79	20	6	3	9	6
2011-12	MONTREAL	NHL	3	0	0	0	-1	0	-	-	-	-	-
	HAMILTON	AHL	59	13	11	24	-	55	-	-	-	-	-
2012-13	MONTREAL	NHL	10	1	2	3	1	13	3	0	0	0	12
	HAMILTON	AHL	55	16	15	31	-	83	-	-	-	-	-
2013-14	MONTREAL	NHL	2	0	0	0	0	0	-	-	-	-	-
	HAMILTON	AHL	74	19	17	36	-	111	-	-	-	-	-
2014-15	MONTREAL	NHL	3	0	0	0	-1	0	-	-	-	-	-
	HAMILTON	AHL	66	20	25	45	-	88	-	-	-	-	-
2015-16	ST. JOHN'S	AHL	71	19	30	49	-	76	-	-	-	-	-
2016-17	TAMPA BAY	NHL	39	2	2	4	1	29	-	-	-	-	-
	SYRACUSE	AHL	20	5	5	10	-	24	22	5	6	11	12
2017-18	TAMPA BAY	NHL	7	0	0	0	0	4	-	-	-	-	-
	OTTAWA	NHL	23	1	1	2	1	2	-	-	-	-	-
	SYRACUSE	AHL	18	5	16	21	-	15	-	-	-	-	-
NHL TOTALS			87	4	5	9	1	48	3	0	0	0	12



ADAM ERNE

POSITION Left Wing
SHOOTS Left
HEIGHT 6-1
BORN April 20, 1995 (New Haven, Connecticut)
WEIGHT 212
ACQUIRED Selected in the 2nd round, 33rd overall, at the 2013 NHL Entry Draft.

CAREER

Re-signed with the Lightning to a 1-year contract on 7/1/18... Signed an entry-level, 3-year contract with Tampa Bay on 4/1/14...**2017-18:** Played in 23 games with the Lightning, posting 3 goals and 4 points to go along with 11 penalty minutes...Missed the final 6 games of the season with a lower-body injury...Notched 1st career NHL assist on 3/20 vs. Toronto...Skated in 41 games with the Crunch, collecting 12 goals and 26 points...4 of his 12 goals with Syracuse came on the power-play...**2016-17:** Skated in 26 games with Tampa Bay, posting 3 goals and 11 penalty minutes...Made NHL debut on 1/3 vs. Winnipeg...Scored 1st career NHL goal on 3/1 at Pittsburgh...Appeared in 42 games with the Crunch, posting 14 goals and 29 points, identical numbers as the year prior but in less games...Also skated in 22 Calder Cup Playoff games, recording 3 goals and 10 points...**2015-16:** Skated in 59 games with the Crunch, posting 14 goals and 29 points in his 1st professional season...Paced all Crunch rookies for goals and was 3rd for points...Ranked 4th on Syracuse with 6 power-play tallies...**2013-14:** Skated in 8 games with Syracuse, collecting 1 goal and 4 points...Made AHL/professional debut

on 4/4 vs. Albany and recorded 1st career pro/AHL point with an assist in the game...Scored 1st career AHL/pro goal on 4/16 vs. Adirondack...**Junior Career:** Skated in 240 career QMJHL games, all with Quebec over four seasons, posting 118 goals and 275 points to go along with 266 penalty minutes...**2014-15:** Played in 60 games with Quebec, recording 41 goals and 86 points to go along with 102 penalty minutes...Ranked 1st on the Remparts for goals and was 2nd for points...Also skated in 22 QMJHL playoff games, recording 21 goals and 30 points...**2013-14:** Played in 48 games with the Remparts, collecting 21 goals and 62 points to go along with 65 penalty minutes...Ranked 2nd on Quebec for both assists (41) and points and 4th for goals...Represented Team USA at the World Junior championships, skating in 5 games and recording an assist...**2012-13:** Played in 68 games with the Remparts, posting 28 goals and 72 points to go along with 67 penalty minutes...Set QMJHL career high for games played...**2011-12:** Skated in 64 games with Quebec during his rookie season, collecting 28 goals and 55 points...Ranked 2nd among rookies on his team for goals and points.

CAREER STATISTICS

SEASON	TEAM	LEAGUE	REGULAR SEASON						PLAYOFFS				
			GP	G	A	TP	+/-	PIM	GP	G	A	TP	PIM
2010-11	INDIANA	USHL	45	10	8	18	-	49	3	0	1	1	0
2011-12	QUEBEC	QMJHL	64	28	27	55	-	32	11	2	4	6	10
2012-13	QUEBEC	QMJHL	68	28	44	72	-	67	11	5	5	10	19
2013-14	QUEBEC	QMJHL	48	21	41	62	-	65	1	1	0	1	2
	SYRACUSE	AHL	8	1	3	4	-	2	-	-	-	-	-
	USA	WJC-20	5	0	1	1	-	0	-	-	-	-	-
2014-15	QUEBEC	QMJHL	60	41	45	86	-	102	22	21	9	30	17
2015-16	SYRACUSE	AHL	59	14	15	29	-	74	-	-	-	-	-
2016-17	TAMPA BAY	NHL	26	3	0	3	-9	11	-	-	-	-	-
	SYRACUSE	AHL	42	14	15	29	-	42	22	3	7	10	8
2017-18	TAMPA BAY	NHL	23	3	1	4	-1	11	-	-	-	-	-
	SYRACUSE	AHL	41	12	14	26	-	38	-	-	-	-	-
NHL TOTALS			49	6	1	7	-10	22	-	-	-	-	-



CAMERON GAUNCE

POSITION Defenseman
SHOOTS Left
HEIGHT 6-2
BORN March 19, 1990 (Sudbury, Ontario)
WEIGHT 199
ACQUIRED Signed as a free agent on July 1, 2018

CAREER

Signed by Tampa Bay as a free agent on 7/1/2018. **2017-18:** Skated in 67 games with Cleveland, posting 3 goals and 24 points to go along with 60 penalty minutes...Led all Monsters defensemen for assists with 21 and points...Paced the team for penalty minutes. **2016-17:** Skated in 12 games with the Pittsburgh Penguins, recording a goal and 4 points...Set career NHL highs for games played, assists and points...Also appeared in 49 games with Wilkes-Barre-Scranton, registering 2 goals and 13 points to go along with 38 penalty minutes...Skated in 4 Calder Cup Playoff games, posting 1 assist. **2015-16:** Played in 75 games with the Portland Pirates, recording 2 goals and 37 points...Set AHL highs for assists and points...Led all Pirate defensemen for assists and points...Also played in 5 playoff games, posting 4 penalty minutes...**2014-15:** Played in 73 games for the Texas Stars, recording 4 goals and 14 points to go along with 113 penalty minutes...Led the Stars for penalty minutes...**2013-14:** Appeared in 9 games with the Dallas Stars, recording a plus-1 rating and 7 penalty minutes...Skated in 65 games with the Texas Stars, posting 3 goals and 18 points...

Helped the Stars win the Calder Cup, recording 4 assists in 18 postseason games. **2012-13:** Split the season between the Lake Erie Monsters and Texas Stars...Appeared in 61 games with Lake Erie, notching a goal and 11 assists...Played in 9 games with Texas, posting a goal and 5 points. **2011-12:** Skated in 75 games with Lake Erie, registering 6 goals and 27 points...Set AHL career high for goals in a season...Ranked 2nd among Monster defensemen for points. **2010-11:** Appeared in 11 games with the Colorado Avalanche during 1st pro season, recording a goal and 16 penalty minutes...Scored 1st career NHL goal on 2/16 vs. Pittsburgh...Also skated in 61 games with the Monsters, tallying 2 goals and 22 points to go along with 84 penalty minutes. **Junior Career:** Skated in 185 career OHL games, all with the Mississauga St. Michael's Majors over 3 seasons, posting 33 goals and 141 points to go along with 321 penalty minutes...During the 2009-10 season, went to the OHL All-Star Game and was named to the OHL Second All-Star Team.

CAREER STATISTICS

SEASON	TEAM	LEAGUE	REGULAR SEASON							PLAYOFFS				
			GP	G	A	TP	+/-	PIM	GP	G	A	TP	PIM	
2007-08	MISSISSAUGA	OHL	63	10	30	40	-	99	4	0	1	1	6	
2008-09	MISSISSAUGA	OHL	67	17	47	64	-	110	11	4	6	10	20	
2009-10	MISSISSAUGA	OHL	55	6	31	37	-	112	16	0	13	13	34	
2010-11	LAKE ERIE	AHL	61	2	20	22	-	84	-	-	-	-	-	
	COLORADO	NHL	11	1	0	1	-3	16	-	-	-	-	-	
2011-12	LAKE ERIE	AHL	75	6	21	27	-	90	-	-	-	-	-	
2012-13	LAKE ERIE	AHL	61	1	10	11	-	98	-	-	-	-	-	
	TEXAS	AHL	9	1	4	5	-	0	9	0	0	0	0	
2013-14	DALLAS	NHL	9	0	0	0	1	7	-	-	-	-	-	
	TEXAS	AHL	65	3	15	18	-	73	18	0	4	4	12	
2014-15	TEXAS	AHL	73	4	10	14	-	113	3	0	0	0	0	
2015-16	PORTLAND	AHL	75	2	35	37	-	60	5	0	0	0	4	
2016-17	PITTSBURGH	NHL	12	1	3	4	1	13	-	-	-	-	-	
	W/B-SCRANTON	AHL	49	2	11	13	-	38	4	0	1	1	0	
2017-18	CLEVELAND	AHL	67	3	21	24	-	96	-	-	-	-	-	
NHL TOTALS			32	2	3	5	-1	36	-	-	-	-	-	



CONNOR INGRAM

POSITION Goaltender
CATCHES Left
HEIGHT 6-1
BORN March 31, 1997 (Imperial, Saskatchewan)
WEIGHT 196
ACQUIRED Selected in the 3rd round, 88th overall, at the 2016 NHL Entry Draft.

CAREER

Signed by Tampa Bay to an entry-level contract on 4/4/2017. **2017-18:** Played in 35 games during 1st pro/AHL season, compiling a record of 20-11-2 to go along with a 2.33 goals-against average and .914 save percentage...Also posted 4 shutouts...Appeared in 3 ECHL games with the Adirondack Thunder, recording a pair of wins to go along with a 1.30 goals-against average and .960 save percentage...**2016-17:** Appeared in 45 games with the Kamloops Blazers, posting a record of 26-14-4 to go along with a 2.44 goals-against average and .927 save percentage...Led the WHL for save percentage and ranked 2nd for goals-against average...Posted career bests for shutouts (5), goals-against average and save percentage...Appeared in 6 WHL playoff games, recording a 2.18 goals-against average and .946 save percentage...Was named the

Blazers' most valuable player for the season...Also represented Canada at the World Jr. Championships, appearing in 4 games, earning a record of 2-1 with a 2.57 goals-against average and 1 shutout...Helped Canada to the Silver Medal...**2015-16:** Played in 61 games with Kamloops, posting 34 wins, a 2.61 goals-against average and .922 save percentage...Ranked 2nd in the WHL for wins, 4th for save percentage, tied for 5th with 4 shutouts and 7th for goals-against average...Also appeared in 7 playoff games, posting a 2.12 goals-against average and .938 save percentage...**2014-15:** Played in 52 games during his rookie WHL season, compiling a record of 21-21-5 to go along with a 2.96 goals-against average and .904 save percentage...Ranked 3rd among all WHL rookie goalies for wins and tied for 2nd for shutouts with 3.

CAREER STATISTICS

SEASON	TEAM	LEAGUE	REGULAR SEASON										PLAYOFFS						
			GP	W	L	T	OT	SO	GA	SA	SV%	GAA	GP	W	L	SO	GA	SV%	GAA
2014-15	KAMLOOPS	WHL	52	21	21	-	2	3	144	1,349	.904	2.96	-	-	-	-	-	-	-
2015-16	KAMLOOPS	WHL	61	34	15	-	5	4	154	1,830	.922	2.61	7	3	3	0	15	.938	2.12
2016-17	KAMLOOPS	WHL	45	26	14	-	2	5	105	1,329	.927	2.44	6	2	4	0	13	.946	2.18
	TEAM CANADA	WJC-U20	4	2	1	-	0	1	0	-	.833	2.57	-	-	-	-	-	-	-
2017-18	SYRACUSE	AHL	35	20	11	-	2	4	77	814	.914	2.33	-	-	-	-	-	-	-
	ADIRONDACK	ECHL	3	2	0	-	1	0	4	99	.960	1.30	4	1	3	0	14	.904	3.07



MATHIEU JOSEPH


POSITION Right Wing
SHOOTS Right
HEIGHT 6-1
BORN February 9, 1997 (Chambly, Quebec)
WEIGHT 190
ACQUIRED Selected in the fourth round, 120th overall, at the 2015 NHL Draft

CAREER

Signed by Tampa Bay to a 3-year, entry-level contract on 12/24/16...**2017-18:** Skated 70 games with the Crunch during 1st pro/AHL season, posting 15 goals and 53 points to go along with 41 penalty minutes...Led the Crunch for assists and points...Ranked 2nd in the AHL for rookie assists and 5th for rookie points...Skated in 7 Calder Cup Playoff games, recording 3 goals and 7 points...Ranked 3rd on Syracuse for playoff points...**Junior Career:** Skated in 201 career QMJHL games, all with the Saint John Sea Dogs over 4 seasons, posting 91 goals and 206 points...Helped the Sea Dogs win the QMJHL Championship in 2017, leading all skaters for assists and points...Named to the QMJHL Second All-Star Team...Skated in 4 Memorial Cup games in 2017, recording 2 goals and 5 points...Represented Canada at the 2017 World Jr. Championship, helping them win the Silver Medal by posting a goal and 5 points in 7 tournament games.

CAREER STATISTICS

SEASON	TEAM	LEAGUE	REGULAR SEASON							PLAYOFFS				
			GP	G	A	TP	+/-	PIM	GP	G	A	TP	PIM	
2013-14	SAINT JOHN	QMJHL	30	1	10	11	-	10	-	-	-	-	-	
2014-15	SAINT JOHN	QMJHL	59	21	21	42	-	22	5	1	2	3	4	
2015-16	SAINT JOHN	QMJHL	58	33	40	73	-	57	5	5	7	12	8	
2016-17	SAINT JOHN	QMJHL	54	36	44	80	-	37	18	13	19	32	14	
	CANADA U20	WJC-20	7	1	4	5	-	4	-	-	-	-	-	
2017-18	SYRACUSE	AHL	70	15	38	53	-	41	7	3	4	7	6	



KEVIN LYNCH

POSITION Center
SHOOTS Right
HEIGHT 6-1
BORN April 23, 1991 (Grosse Pointe, Michigan)
WEIGHT 209
ACQUIRED Signed by the Lightning on July 1, 2018

CAREER

Signed by Tampa Bay to a 1-year, 2-way contract on 7/1/2018... Drafted by the Columbus Blue Jackets in the 2nd round, 56th overall, at the 2009 NHL Draft...**2017-18:** Skated 57 games with the Crunch, posting 14 goals and 26 points to go along with 48 penalty minutes...Ranked 3rd on Syracuse with 2 shorthanded goals and was tied for 6th for goals...Set AHL career highs for games played, goals, assists, points and penalty minutes...Also appeared in 7 Calder Cup Playoff games, posting 2 goals and 5 points...**2016-17:** Appeared in 37 games with the Crunch, recording 5 goals and 7 points...Also played in 19 Calder Cup Playoff games, posting 3 goals and 5 points... Skated in 35 ECHL games with Indy, recording 11 goals and 24 points...**2015-16:** Played in 5 games with the Manitoba Moose, registering 2 penalty minutes...Appeared in 2 games with the Crunch...Spent most the season with the Florida Everblades, tallying 22 goals and 58 points in 62 games...**2014-15:** Skated in 53 games with Syracuse, posting 3 goals and 4 points...Also played in 11 games with the Everblades, registering 2 goals and 7 points...**2013-14:** Split the season playing for Toledo and Evansville in the ECHL...Played in 53 games with Toledo, posting 10 goals and 28 points...Appeared in 14 games with Evansville, recording 3 goals and 7 points...**Collegiate Career:** Skated in 168 career NCAA games, all with the University of Michigan over 4 seasons, posting 35 goals and 72 points.

CAREER STATISTICS

SEASON	TEAM	LEAGUE	REGULAR SEASON							PLAYOFFS				
			GP	G	A	TP	+/-	PIM	GP	G	A	TP	PIM	
2009-10	MICHIGAN	CCHA	45	6	10	16	-	44	-	-	-	-	-	
2010-11	MICHIGAN	CCHA	44	11	5	16	-	36	-	-	-	-	-	
2011-12	MICHIGAN	CCHA	39	8	5	13	-	30	-	-	-	-	-	
2012-13	MICHIGAN	CCHA	40	10	17	27	-	46	-	-	-	-	-	
2013-14	TOLEDO	ECHL	53	10	18	28	-	10	-	-	-	-	-	
	EVANSVILLE	ECHL	14	3	4	7	-	6	-	-	-	-	-	
2014-15	SYRACUSE	AHL	53	3	1	4	-	20	1	0	0	0	0	
	FLORIDA	ECHL	11	2	5	7	-	12	-	-	-	-	-	
2015-16	MANITOBA	AHL	5	0	0	0	-	2	-	-	-	-	-	
	SYRACUSE	AHL	2	0	0	0	-	0	-	-	-	-	-	
	FLORIDA	ECHL	62	22	36	58	-	32	6	2	2	4	6	
2016-17	SYRACUSE	AHL	37	5	2	7	-	18	19	3	2	5	10	
	INDY	ECHL	35	11	13	24	-	37	-	-	-	-	-	
2017-18	SYRACUSE	AHL	57	14	12	26	-	48	7	2	3	5	8	



DOMINIK MASIN

POSITION Defenseman
SHOOTS Left
HEIGHT 6-2
BORN February 1, 1996 (Mestec Kralove, Czech Republic)
WEIGHT 196
ACQUIRED Selected in the second round, 35th overall, at the 2014 NHL Entry Draft

CAREER

Signed by the Lightning to a 3-year, entry-level contract on 10/13/2015...Drafted by the Lightning in the second round, 35th overall, at the 2014 NHL Draft...**2017-18:** Played in 72 games with the Crunch, posting 9 goals and 24 points to go along with 79 penalty minutes...Ranked 3rd among Syracuse defensemen for points...Ranked 2nd on the team for penalty minutes...1 of 2 Crunch defensemen to record a shorthanded goal...Set AHL career highs for games played, goals, assists, points and penalty minutes...Also appeared in 7 Calder Cup Playoff games, posting a goal and 3 points... Ranked 2nd on the Crunch for defenseman scoring during the postseason...**2016-17:** Skated in 69 games with Syracuse during 1st full professional season, posting 3 goals and 6 points to go along with 73 penalty minutes...Led all Crunch

rookies for penalty minutes...Recorded 2 assists in 22 Calder Cup playoff games, helping the Crunch reach the Calder Cup Final...**2015-16:** Played in 57 games with the Peterborough Petes of the OHL, recording 8 goals and 40 points...Led all Petes defensemen for goals, assists and points in his 2nd OHL season...Also appeared in 7 OHL postseason games, collecting 3 helpers and 12 penalty minutes...Skated in 4 AHL games with the Syracuse Crunch and was held scoreless...Made pro/AHL debut on 4/9 vs. Toronto Marlies...**2014-15:** Played in 48 games during his rookie OHL season with Peterborough, recording 7 goals and 26 points...Led all Petes defensemen for goals and was 2nd for assists and points...Also appeared in five World Jr. Championship games with the Czech Republic, posting 1 assist.

CAREER STATISTICS

SEASON	TEAM	LEAGUE	REGULAR SEASON							PLAYOFFS				
			GP	G	A	TP	+/-	PIM	GP	G	A	TP	PIM	
2012-13	SLAVIA JR.	CZECH JR.	25	1	2	3	-	36	4	0	0	0	8	
	SLAVIA U-18	CZECH JR. U18	12	3	3	6	-	93	12	2	5	7	10	
2013-14	SLAVIA JR.	CZECH JR.	39	2	19	21	-	86	16	9	14	23	22	
2014-15	PETERBOROUGH	OHL	48	7	19	26	-	111	15	7	15	22	22	
	CZECH REPUBLIC U20	WJC-20	5	0	1	1	-	2	-	-	-	-	-	
2015-16	PETERBOROUGH	OHL	57	8	32	40	-	50	7	0	3	3	12	
	SYRACUSE	AHL	4	0	0	0	-	0	-	-	-	-	-	
2016-17	SYRACUSE	AHL	69	3	3	6	-	73	22	0	2	2	16	
2017-18	SYRACUSE	AHL	72	9	15	24	-	79	7	1	2	3	10	



EDDIE PASQUALE

POSITION Goaltender
CATCHES Left
HEIGHT 6-3
BORN November 20, 1990 (Toronto, Ontario)
WEIGHT 222
ACQUIRED Signed by the Lightning on June 18, 2018

CAREER

Signed by Tampa Bay to 1-year, 2-way contract on 6/18/2018... Drafted by the Atlanta Thrashers in the 4th round, 117th overall at the 2009 NHL Draft...**2017-18:** Split the season between the Bakersfield Condors and Syracuse Crunch... Played in 15 games with Syracuse, posting a record of 10-1-3 to go along with a 1.72 goals-against average and .938 save percentage...Ranked 4th in the AHL for goals-against average and 5th for save percentage...**2016-17:** Appeared in 29 games for Grand Rapids, collecting 15 wins to go along with a 2.43 goals-against average and .919 save percentage...Helped the Griffins capture the 2017 Calder Cup...**2015-16:** Played in 30 games with the St. John's IceCaps, posting a record of 13-

10-3...Also appeared in 12 ECHL games with the Brampton Beast, recording 4 wins with 1 shutout...**2014-15:** Did not play...**2013-14:** Played in 31 games for the IceCaps, posting a record of 17-13-0 to go along with a 2.43 goals-against average and .920 save percentage...**2012-13:** Posted 15 wins in 43 games for St. John's...Set a AHL career high for games played in a season...**2011-12:** Appeared in 38 games for the IceCaps, registering 23 wins and a 2.41 goals-against average... Set AHL career highs for wins...Also played in 15 postseason games, notching 7 victories...**2010-11:** Appeared in 24 games during rookie/1st pro season with Chicago, recording 11 wins and 1 shutout.

CAREER STATISTICS

SEASON	TEAM	LEAGUE	REGULAR SEASON										PLAYOFFS							
			GP	W	L	T	OT	SO	GA	SA	SV%	GAA	GP	W	L	SO	GA	SV%	GAA	
2006-07	BELLEVILLE	OHL	7	4	1	-	0	0	19	228	.917	3.10	-	-	-	-	-	-	-	-
2007-08	BELLEVILLE	OHL	10	4	4	-	2	1	27	270	.900	2.90	-	-	-	-	-	-	-	-
	SAGINAW	OHL	13	8	5	-	0	0	39	354	.890	3.54	2	0	1	0	5	.891	3.09	
2008-09	SAGINAW	OHL	61	32	21	-	6	0	178	1,999	.911	3.02	8	4	4	0	34	.895	3.85	
2009-10	SAGINAW	OHL	51	27	17	-	2	1	153	1,830	.916	3.17	6	2	3	0	14	.941	2.33	
2010-11	CHICAGO	AHL	24	11	11	-	0	1	67	671	.900	2.93	-	-	-	-	-	-	-	
	GWINNETT	ECHL	12	7	4	-	0	0	44	431	.898	3.69	-	-	-	-	-	-	-	
2011-12	ST. JOHN'S	AHL	38	23	12	-	0	4	87	981	.911	2.41	15	7	8	0	37	.923	2.42	
2012-13	ST. JOHN'S	AHL	43	15	23	-	0	0	4	1,223	.907	2.79	-	-	-	-	-	-	-	
2013-14	ST. JOHN'S	AHL	31	17	13	-	0	1	75	938	.920	2.43	-	-	-	-	-	-	-	
2015-16	ST. JOHN'S	AHL	30	13	10	-	3	0	67	829	.919	2.62	-	-	-	-	-	-	-	
	BRAMPTON	ECHL	12	4	6	-	2	1	40	364	.890	3.47	-	-	-	-	-	-	-	
2016-17	GRAND RAPIDS	AHL	29	15	9	-	3	4	67	827	.919	2.43	1	0	0	0	0	1.000	0.00	
2017-18	BAKERSFIELD	AHL	16	6	5	-	4	1	41	455	.910	2.60	-	-	-	-	-	-	-	
	SYRACUSE	AHL	15	10	1	-	3	1	24	387	.938	1.72	3	2	1	0	12	.840	4.09	



MATTHEW SPENCER

POSITION Defenseman
SHOOTS Right
HEIGHT 6-2
BORN March 24, 1997 (Guelph, Ontario)
WEIGHT 203
ACQUIRED Selected in the second round, 44th overall, at the 2015 NHL Entry Draft.

CAREER

Signed 3-year entry level contract by the Lightning on 4/12/2016...**2017-18:** Played in 39 games during 1st full pro/AHL season with the Crunch, notching a goal and 5 points to go along with 13 penalty minutes...Recorded 1st career AHL/pro goal on 12/6 against Utica...Skated in 14 games with Adirondack, recording 2 goals and 3 points...Also skated in 15 ECHL Playoff games, posting a goal and 4 points...**2016-17:** Played in 60 games with the Peterborough Petes of the OHL, collecting 7 goals and 29 points to go along with 60 penalty minutes...Ranked 3rd among all Petes defensemen for goals, assists and points...Also skated in 12 OHL playoff games,

recording a goal and 7 points...**2015-16:** Appeared in 60 games with Peterborough, tallying 5 goals and 24 points...Made his AHL/pro debut with the Syracuse Crunch on 4/17 against Lehigh Valley...**2014-15:** Skated in 67 games with the Petes, posting 6 goals and 30 points to go along with 64 penalty minutes...Appeared in 5 playoff games, notching a goal...Also represented Canada at the World Jr. Championship Under-18 tournament, registering 2 assists...**2013-14:** Skated in 64 games with Peterborough, recording a goal and 15 points to go along with 33 penalty minutes...Also appeared in 11 OHL playoff games, registering 4 assists and 19 penalty minutes.

CAREER STATISTICS

SEASON	TEAM	LEAGUE	REGULAR SEASON							PLAYOFFS				
			GP	G	A	TP	+/-	PIM	GP	G	A	TP	PIM	
2013-14	PETERBOROUGH	OHL	64	1	14	15	-	33	11	0	4	4	19	
2014-15	PETERBOROUGH	OHL	67	6	24	30	-	64	5	1	0	1	2	
	CANADA U18	WJC-18	7	0	2	2	-	4	-	-	-	-	-	
2015-16	PETERBOROUGH	OHL	60	5	19	24	-	46	7	0	1	1	13	
	SYRACUSE	AHL	1	0	0	0	-	0	-	-	-	-	-	
2016-17	PETERBOROUGH	OHL	60	7	22	29	-	60	12	1	6	7	6	
2017-18	SYRACUSE	AHL	39	1	4	5	-	13	-	-	-	-	-	
	ADIRONDACK	ECHL	14	2	1	3	-	13	15	1	3	4	9	



MITCHELL STEPHENS

POSITION Center
SHOOTS Right
HEIGHT 6-0
BORN February 5, 1997 (Peterborough, Ontario)
WEIGHT 193
ACQUIRED Selected in the second round, 33rd overall, at the 2015 NHL Entry Draft.

CAREER

Signed 3-year, entry-level contract with the Lightning on 4/4/2016...**2017-18:** Skated in 70 games during 1st full AHL/pro season, recording 19 goals and 41 points to go along with 24 penalty minutes...Ranked 2nd on the Crunch for goals and was 5th for points...Ranked 3rd among Crunch rookies for points...Also ranked tied for 4th with four power-play goals...Appeared in 7 Calder Cup Playoff games, posting a goal and 6 points...**2016-17:** Played in 51 OHL games, splitting time between the Saginaw Spirit and London Knights, recording 22 goals and 53 points...Named captain of the Spirit at the beginning of the season...Registered 11 goals and 25 points with the Knights...Skated in 14 OHL playoff games for London, posting 7 goals and 10 points...Ranked tied for 2nd on the Knights for playoff goals and 4th for points...Appeared in 3 playoff games with the Syracuse Crunch, all during the Eastern Conference Final against Providence...Represented

Canada at the World Jr. Championships, posting 2 goals and 5 points in 5 games...Helped Canada win the Silver Medal at the tournament...**2015-16:** Skated in 39 games with the Spirit, posting 20 goals and 38 points to go along with 14 penalty minutes...Also notched 2 goals and 3 points in 4 playoff games...Joined the Syracuse Crunch at the end of his OHL season, appearing in 5 games with Syracuse...Made his AHL/pro debut on 4/8 versus Albany and recorded 1st pro/AHL goal on 4/9 versus Toronto...Represented Team Canada at the World Jr. Championships, appearing in 5 games and notching a goal and 2 points...**2014-15:** Played in 62 games for Saginaw, registering 22 goals and 48 points...Ranked 2nd on the Spirit for goals, assists and points...Was held scoreless in 4 OHL playoff games...**2013-14:** Skated in 57 games with Saginaw during his rookie campaign, notching 9 goals and 21 points...Skated in 5 OHL playoff games, registering a pair of assists.

CAREER STATISTICS

SEASON	TEAM	LEAGUE	REGULAR SEASON							PLAYOFFS				
			GP	G	A	TP	+/-	PIM	GP	G	A	TP	PIM	
2013-14	SAGINAW	OHL	57	9	12	21	-	21	5	0	2	2	2	
2014-15	SAGINAW	OHL	62	22	26	48	-	44	4	0	0	0	0	
2015-16	SAGINAW	OHL	39	20	18	38	-	14	4	2	1	3	0	
	SYRACUSE	AHL	5	1	0	1	-	0	-	-	-	-	-	
	CANADA	WJC-U20	5	1	1	2	-	2	-	-	-	-	-	
2016-17	SAGINAW	OHL	22	11	17	28	-	14	-	-	-	-	-	
	LONDON	OHL	29	11	14	25	-	12	14	7	3	10	2	
	SYRACUSE	AHL	-	-	-	-	-	-	3	0	0	0	0	
	CANADA	WJC-U20	5	2	3	5	-	0	-	-	-	-	-	
2017-18	SYRACUSE	AHL	70	19	22	41	-	24	7	1	5	6	4	



JONNE TAMMELA


POSITION Forward
SHOOTS Left
HEIGHT 5-11
BORN August 5, 1997 (Ylivieska, Finland)
WEIGHT 192
ACQUIRED Selected in the fourth round, 118th overall, at the 2015 NHL Entry Draft.

CAREER

Signed 3-year, entry-level contract by the Lightning on 4/1/2016...**2017-18:** Skated in 28 games with the Crunch during 1st full AHL/pro season, posting 3 goals and 6 points to go along with 16 penalty minutes...Scored 1st career pro/AHL goal on 1/15 versus Binghamton...Missed the 1st half of the season with a knee injury...**2016-17:** Missed most of the season due to injury...Appeared in 2 games with Peterborough and scored 1 goal...**2015-16:** Played in 3 games with the Crunch, registering an assist...Skated in 37 games with KalPa of Liiga, recording 5 goals and 13 points...Also represented Finland at the World Jr. Championships, recording a goal and 4 points in 7 games...**2014-15:** Appeared in 32 games with KalPa, notching 4 goals and 6 penalty minutes.

CAREER STATISTICS

SEASON	TEAM	LEAGUE	REGULAR SEASON							PLAYOFFS				
			GP	G	A	TP	+/-	PIM	GP	G	A	TP	PIM	
2015-16	SYRACUSE	AHL	3	0	1	1	-	0	-	-	-	-	-	
2016-17	PETERBOROUGH	OHL	2	1	0	1	-	0	-	-	-	-	-	
	FINLAND U20	WJC	7	1	3	4	-	2	-	-	-	-	-	
2017-18	SYRACUSE	AHL	28	3	3	6	-	16	-	-	-	-	-	



BEN THOMAS


POSITION Defenseman
SHOOTS Right
HEIGHT 6-1
BORN May 28, 1996 (Calgary, Alberta)
WEIGHT 189
ACQUIRED Selected in the fourth round, 119th overall, in the 2014 NHL Entry Draft

CAREER

Signed by Tampa Bay to an entry-level contract on 3/22/2016...**2017-18:** Skated in 72 games with Syracuse, tallying 4 goals and 22 points to go along with 58 penalty minutes...Set AHL career highs for games played, goals, points and penalty minutes...**2016-17:** Played in 71 games in his 1st full AHL season with Syracuse, posting 3 goals and 21 points to go along with 30 penalty minutes...Ranked 2nd among Crunch defensemen for assists (18) and points...Also appeared in 22 playoff games, helping the Crunch reach the Calder Cup Final, recording 5 goals and 13 points...**2015-16:** Skated in 74 WHL games, splitting time between the Calgary Hitmen and Vancouver Giants, notching 8 goals and 28 points...Led all Giant defensemen for goals and ranked 2nd for assists and points...**2014-15:** Skated in 60 games with Calgary, registering 7 goals and 31 points to go along with 28 penalty minutes...Ranked 3rd among Hitmen defensemen for points and tied for 3rd for goals...Also appeared in 17 WHL postseason games, tallying 4 assists and 2 penalty minutes...**2013-14:** Played in 72 games during 1st full season in the WHL with the Hitmen, registering 7 goals and 31 points...Ranked 3rd on Calgary's defense for points...Also played in 6 WHL playoff games, recording 1 goal and 6 points...**2012-13:** Skated in 7 regular season games with the Hitmen and was held scoreless...Also was held scoreless in 1 playoff game.

CAREER STATISTICS

SEASON	TEAM	LEAGUE	REGULAR SEASON							PLAYOFFS				
			GP	G	A	TP	+/-	PIM	GP	G	A	TP	PIM	
2012-13	CALGARY	WHL	7	0	0	0	-	0	1	0	0	0	0	
2013-14	CALGARY	WHL	72	7	24	31	-	39	6	1	5	6	13	
2014-15	CALGARY	WHL	60	7	24	31	-	28	17	0	4	4	2	
2015-16	CALGARY	WHL	14	0	3	3	-	10	-	-	-	-	-	
	VANCOUVER	WHL	60	8	17	25	-	40	-	-	-	-	-	
	SYRACUSE	AHL	8	1	3	4	-	0	-	-	-	-	-	
2016-17	SYRACUSE	AHL	71	3	18	21	-	30	22	5	8	13	12	
2017-18	SYRACUSE	AHL	72	4	18	22	-	58	3	0	0	0	2	



CARTER VERHAEGHE

POSITION Forward
SHOOTS Left
HEIGHT 6-2
BORN August 14, 1995 (Waterdown, Ontario)
WEIGHT 186
ACQUIRED Acquired from the NY Islanders in exchange for Kristers Gudlevskis

CAREER

Acquired by the Lightning from the NY Islanders in exchange for Kristers Gudlevskis on 7/1/17...Drafted by the Toronto Maple Leafs in the 3rd round, 82nd overall, at the 2013 NHL Draft...**2017-18:** Played in 58 games during 1st season with the Crunch, collecting 17 goals and 48 points to go along with 30 penalty minutes...Ranked 2nd on the Crunch for points and was 3rd for both goals and assists...Ranked 2nd on the Crunch for points during the Calder Cup Playoffs...**2016-17:** Skated in 45 games with the Bridgeport Sound Tigers, notching 16 goals and 29 points to go along with 20 penalty minutes... Ranked tied for 3rd on the Sound Tigers for goals and tied for 5th for power-play goals with 4... Also played in 16 games with the Missouri Mavericks of the ECHL, collecting 12 goals and 32 points. ...**2015-16:** Skated in 30 AHL games with the Sound Tigers, posting 6 goals and 15 points in 1st pro/

AHL season...Also skated in 20 ECHL games with Missouri, registering 8 goals and 25 points...Made ECHL playoffs debut, skating in 10 games while notching a pair of goals and 11 points...**2014-15:** Appeared in 68 games with the Niagara IceDogs during final OHL season, recording 33 goals and 82 points...The Niagara captain ranked 1st on the IceDogs for goals and points...**2013-14:** Played in 65 games with the IceDogs, posting 28 goals and 82 points to go along with 60 penalty minutes...Led Niagara for assists and points...**2012-13:** Played in 67 games with Niagara, notching 18 goals and 44 points to go along with 22 penalty minutes...Also skated in 5 OHL playoff games, registering 2 goals and 4 points...**2011-12:** Skated in 62 games with the IceDogs during his 1st season in the OHL, tallying 4 goals and 16 points.

CAREER STATISTICS

SEASON	TEAM	LEAGUE	REGULAR SEASON							PLAYOFFS				
			GP	G	A	TP	+/-	PIM	GP	G	A	TP	PIM	
2011-12	NIAGARA	OHL	62	4	12	16	-	10	19	1	2	3	2	
2012-13	NIAGARA	OHL	67	18	26	44	-	22	5	2	2	4	6	
2013-14	NIAGARA	OHL	65	28	54	82	-	60	6	2	2	4	6	
	TORONTO	AHL	2	0	1	1	-	0	-	-	-	-	-	
2014-15	NIAGARA	OHL	68	33	49	82	-	38	11	6	8	14	4	
2015-16	BRIDGEPORT	AHL	30	6	9	15	-	6	-	-	-	-	-	
	MISSOURI	ECHL	20	8	17	25	-	2	10	2	9	11	2	
2016-17	BRIDGEPORT	AHL	45	16	13	29	-	20	-	-	-	-	-	
	MISSOURI	ECHL	16	12	20	32	-	4	-	-	-	-	-	
2017-18	SYRACUSE	AHL	58	17	31	48	-	30	7	1	7	8	0	



ALEXANDER VOLKOV

POSITION Right Wing
SHOOTS Left
HEIGHT 6-1
BORN August 2, 1997 (Moscow, Russia)
WEIGHT 192
ACQUIRED Selected in the second round, 48th overall, at the 2017 NHL Entry Draft.

CAREER

Signed by Tampa Bay to 3-year, entry level contract on 6/29/17...**2017-18:** Skated in 75 games with the Crunch during his 1st pro/AHL season, notching 23 goals and 45 points to go along with 63 penalty minutes...Led the Crunch for goals and ranked 4th for points...Ranked tied for 5th for rookie goals in the AHL...Played in 7 Calder Cup Playoff games, posting 3 goals and 6 points...Ranked 3rd on Syracuse for playoff points

and was 2nd for shots on goal with 21...**2016-17:** Skated in 16 games with SKA-1946, posting 6 goals and 11 points to go along with 12 penalty minutes...Also appeared in 15 games with SKA-Neva, recording 3 goals...**2015-16:** Appeared in 42 games with SKA-1946, tallying 16 goals and 27 points to go along with 34 penalty minutes.

CAREER STATISTICS

SEASON	TEAM	LEAGUE	REGULAR SEASON							PLAYOFFS				
			GP	G	A	TP	+/-	PIM	GP	G	A	TP	PIM	
2014-15	SKA-1946 ST. PETE	MHL	54	11	8	19	-	36	17	1	1	2	4	
	RUSSIA U18	INT.	4	0	0	0	-	2	-	-	-	-	-	
2015-16	SKA-1946 ST. PETE	MHL	42	16	11	27	-	34	3	0	0	0	0	
2016-17	SKA-1946 ST. PETE	MHL	16	6	5	11	-	12	4	2	2	4	2	
	SKA-NEVA ST. PETE	VHL	15	3	0	3	-	4	8	1	2	3	6	
2017-18	SYRACUSE	AHL	75	23	22	45	-	63	7	3	3	6	8	



DANIEL WALCOTT

POSITION Left Wing
SHOOTS Left
HEIGHT 5-11
BORN February 19, 1994 (Île Perrot, Quebec)
WEIGHT 177
ACQUIRED Traded from the New York Rangers for a 2015 seventh round draft pick

CAREER

Re-signed by the Lightning on 9/17/15 to a 3-year, 2-way contract...Acquired by the Lightning from the NY Rangers in exchange for a 2015 7th round pick on 6/1/15...Drafted by the NY Rangers in the 5th round, 140th overall, at the 2014 NHL Draft...**2017-18:** Skated in 62 games with Syracuse, collecting 5 goals and 16 points...Set AHL career highs for games played, goals, points and penalty minutes...Appeared in 7 Calder Cup Playoff games, recording 1 assist...**2016-17:** Skated in 55 games with the Crunch, posting 4 goals and 15 points to go along with 68 penalty minutes...Ranked 4th among Crunch defensemen for points...Made his Calder Cup playoffs debut, recording 4 assists in 13 games...**2015-16:** Played in 62 games during his rookie season, posting 2 goals and 13 points to go along with 54 penalty minutes...Recorded 1st career AHL/pro point with an assist on 11/20 at St. John's...Scored his 1st career

AHL/pro goal on 12/18 vs. Binghamton...2014-15: Made AHL/pro debut on 4/19 vs. Bridgeport...**Junior Career:** Appeared in 121 career QMJHL games over two seasons with Blainville-Boisbriand, collecting 17 goals and 80 points...2014-15: Skated in 54 games with Blainville-Boisbriand, posting 7 goals and 41 points to go along with 40 penalty minutes...Ranked 1st on the team among defensemen for goals, assists and points...Ranked 5th on the club with a +20 rating...Also skated in 6 QMJHL postseason games, collecting a goal and 4 points...2013-14: Played in 67 games with Blainville-Boisbriand, recording 10 goals and 39 points to go along with 71 penalty minutes...Set career highs for games played, goals and penalty minutes...Ranked 1st among defensemen on his team for goals, assists and points.

CAREER STATISTICS

SEASON	TEAM	LEAGUE	REGULAR SEASON							PLAYOFFS				
			GP	G	A	TP	+/-	PIM	GP	G	A	TP	PIM	
2013-14	BLAINVILLE-BOISBRAND	QMJHL	67	10	29	39	-	71	19	4	6	10	18	
2014-15	BLAINVILLE-BOISBRAND	QMJHL	54	7	34	41	-	40	6	1	3	4	4	
	HARTFORD	AHL	1	0	0	0	-	0	-	-	-	-	-	
2015-16	SYRACUSE	AHL	62	2	11	13	-	54	-	-	-	-	-	
	GREENVILLE	ECHL	3	0	0	0	-	10	-	-	-	-	-	
2016-17	SYRACUSE	AHL	55	4	11	15	-	68	13	0	4	4	12	
2017-18	SYRACUSE	AHL	62	5	11	16	-	70	7	0	1	1	10	



DENNIS YAN

POSITION Left Wing
SHOOTS Left
HEIGHT 6-2
BORN April 14, 1997 (Portland, Oregon)
WEIGHT 193
ACQUIRED Selected in the third round, 64th overall, at the 2015 NHL Entry Draft.


CAREER

Signed by Tampa Bay to a 3-year, entry level contract on 7/1/2016...**2017-18:** Skated in 43 games during his rookie campaign with the Crunch, recording 13 goals and 23 points. Ranked 5th on Syracuse for rookie scoring with 13 goals. Four of his 13 goals were game-winners...**2016-17:** Appeared in 3 games with the Crunch, posting 2 penalty minutes...Skated in 64 games with Shawinigan, notching 46 goals and 75 points to go along with 52 penalty minutes...Ranked 1st for goals and tied for 1st for points on Shawinigan...Also played in 6 QMJHL

postseason games, tallying 3 goals and 5 points...**2015-16:** Skated in 62 games for Shawinigan, posting 32 goals and 69 points...Ranked 3rd on the Cataractes for goals and was 4th for points...13 of his 32 goals came on the power-play...Skated in 20 QMJHL playoff games, tallying 10 goals and 15 points to go along with 32 penalty minutes...**2014-15:** Appeared in 59 games during his rookie season, notching 33 goals and 64 points...Ranked 2nd on the team for both goals and points.

CAREER STATISTICS

SEASON	TEAM	LEAGUE	REGULAR SEASON							PLAYOFFS				
			GP	G	A	TP	+/-	PIM	GP	G	A	TP	PIM	
2014-15	SHAWINIGAN	QMJHL	59	33	31	64	-	71	7	7	1	8	6	
2015-16	SHAWINIGAN	QMJHL	62	32	37	69	-	86	20	10	5	15	32	
2016-17	SHAWINIGAN	QMJHL	64	46	29	75	-	52	6	3	2	5	8	
	SYRACUSE	AHL	3	0	0	0	-	2	-	-	-	-	-	
2017-18	SYRACUSE	AHL	43	13	10	23	-	20	-	-	-	-	-	



ALEX BARRE-BOULET

POSITION Center
SHOOTS Left
HEIGHT 5-10
BORN May 21, 1996 (Montmagny, Quebec)
WEIGHT 170
ACQUIRED Signed as a free agent on February 28, 2018.

CAREER STATISTICS

SEASON	TEAM	LEAGUE	REGULAR SEASON						PLAYOFFS				
			GP	G	A	TP	+/-	PIM	GP	G	A	TP	PIM
2014-15	DRUMMONDVILLE	QMJHL	68	23	28	51	-	24	-	-	-	-	-
2015-16	DRUMMONDVILLE	QMJHL	65	35	54	89	-	42	4	1	1	2	8
2016-17	DRUMMONDVILLE	QMJHL	37	17	31	48	-	26	-	-	-	-	-
	BLAINVILLE-BOISBRIAND	QMJHL	28	12	21	33	-	16	20	14	17	31	10
2017-18	BLAINVILLE-BOISBRIAND	QMJHL	65	53	63	116	-	67	19	13	14	27	14



MAGNUS CHRONA

POSITION Goaltender
CATCHES Left
HEIGHT 6-4
BORN August 28, 2000 (Sweden)
WEIGHT 209
ACQUIRED Selected in the fifth round, 152nd overall, at the 2018 NHL Draft

CAREER STATISTICS

SEASON	TEAM	LEAGUE	GP	W	L	T	OT	SO	GA	SA	SV%	GAA	PLAYOFFS				
													GP	W	L	SO	GA
2017-18	NACKA HK	J18 ELITE	15	-	-	-	-	-	-	-	.931	2.13	-	-	-	-	-
	NACKA HK	J18	7	-	-	-	-	-	-	-	.954	1.14	-	-	-	-	-



ROSS COLTON

POSITION Center
SHOOTS Left
HEIGHT 6-10
BORN September 1, 1996 (Robbinsville, New Jersey)
WEIGHT 209
ACQUIRED Selected in the fourth round, 118th overall, at the 2016 NHL Entry Draft

CAREER STATISTICS

SEASON	TEAM	LEAGUE	REGULAR SEASON						PLAYOFFS				
			GP	G	A	TP	+/-	PIM	GP	G	A	TP	PIM
2016-17	VERMONT	NCAA	33	12	15	27	-	22	-	-	-	-	-
2017-18	VERMONT	NCAA	36	16	7	23	-	47	-	-	-	-	-




CAL FOOTE

POSITION Defenseman
SHOOTS Right
HEIGHT 6-4
BORN December 13, 1998 (Englewood, CO)
WEIGHT 221
ACQUIRED Selected in the first round, 14th overall, at the 2017 NHL Entry Draft

CAREER STATISTICS

SEASON	TEAM	LEAGUE	REGULAR SEASON						PLAYOFFS				
			GP	G	A	TP	+/-	PIM	GP	G	A	TP	PIM
2016-17	KELOWNA	WHL	71	6	51	57	-	41	14	1	6	7	24
2017-18	KELOWNA	WHL	60	19	51	70	-	46	4	1	5	6	4
	SYRACUSE	AHL	6	1	0	1	-	4	7	1	1	2	0
	CANADA U-20	WJC	7	0	3	3	-	0	-	-	-	-	-



GABRIEL FORTIER

POSITION Left Wing
SHOOTS Left
HEIGHT 5-10
BORN February 6, 2000 (Lachine, Quebec)
WEIGHT 170
ACQUIRED Selected in the second round, 59th overall, at the 2018 NHL Entry Draft

CAREER STATISTICS

SEASON	TEAM	LEAGUE	REGULAR SEASON						PLAYOFFS				
			GP	G	A	TP	+/-	PIM	GP	G	A	TP	PIM
2016-17	BAIE-COMEAU	QMJHL	25	11	6	17	-	4	1	0	0	0	0
2017-18	BAIE-COMEAU	QMJHL	66	26	33	59	-	59	5	3	1	4	0



ALEX GREEN

POSITION Defenseman
SHOOTS Right
HEIGHT 6-2
BORN June 18, 1998 (Chicago, Illinois)
WEIGHT 177
ACQUIRED Selected in the fourth round, 121st overall, at the 2018 NHL Entry Draft

CAREER STATISTICS

SEASON	TEAM	LEAGUE	REGULAR SEASON						PLAYOFFS				
			GP	G	A	TP	+/-	PIM	GP	G	A	TP	PIM
2014-15	MUSKEGON	USHL	3	0	0	0	-	0	-	-	-	-	-
2015-16	MUSKEGON	USHL	8	0	0	0	-	12	-	-	-	-	-
	LINCOLN	USHL	29	0	2	2	-	8	3	0	0	0	0
2016-17	LINCOLN	USHL	43	1	14	15	-	6	-	-	-	-	-
2017-18	CORNELL	NCAA	29	2	8	10	-	23	-	-	-	-	-



COLE GUTTMAN

POSITION Center
SHOOTS Right
HEIGHT 5-10
BORN April 6, 1999 (Los Angeles, CA)
WEIGHT 165
ACQUIRED Selected in the sixth round, 180th overall, at the 2017 NHL Entry Draft

CAREER STATISTICS

SEASON	TEAM	LEAGUE	REGULAR SEASON						PLAYOFFS				
			GP	G	A	TP	+/-	PIM	GP	G	A	TP	PIM
2015-16	US NATIONAL UNDER-17 TEAM	USHL	3	0	0	0	-	0	-	-	-	-	-
	DUBUQUE	USHL	2	0	1	1	-	2	-	-	-	-	-
2016-17	DUBUQUE	USHL	53	27	27	54	-	18	6	1	3	4	2
2017-18	DUBUQUE	USHL	17	6	5	11	-	21	-	-	-	-	-




ALEXEY LIPANOV

POSITION Center
SHOOTS Left
HEIGHT 6-0
BORN August 17, 1999 (Moscow Russia)
WEIGHT 174
ACQUIRED Selected in the third round, 76th overall, at the 2017 NHL Entry Draft

CAREER STATISTICS

SEASON	TEAM	LEAGUE	REGULAR SEASON						PLAYOFFS				
			GP	G	A	TP	+/-	PIM	GP	G	A	TP	PIM
2017-18	BARRIE	OHL	35	11	19	30	-	10	-	-	-	-	-
	SUDBURY	OHL	20	3	6	9	-	10	-	-	-	-	-
	RUSSIA U-20	WJC	4	0	2	2	-	4	-	-	-	-	-



BORIS KATCHOUK

POSITION Left Wing
SHOOTS Left
HEIGHT 6-1
BORN June 18, 1998 (Waterloo, Ontario)
WEIGHT 199
ACQUIRED Selected in the second round, 44th overall, at the 2016 NHL Entry Draft

CAREER STATISTICS

SEASON	TEAM	LEAGUE	REGULAR SEASON						PLAYOFFS				
			GP	G	A	TP	+/-	PIM	GP	G	A	TP	PIM
2014-15	SAULT STE. MARIE	OHL	12	0	2	2	-	17	-	-	-	-	-
2015-16	SAULT STE. MARIE	OHL	63	24	27	51	-	61	12	6	4	10	4
2016-17	SAULT STE. MARIE	OHL	66	35	29	64	-	46	11	8	5	13	12
2017-18	SAULT STE. MARIE	OHL	58	42	43	85	-	30	24	19	18	37	8
	CANADA U-20	WJC	7	3	3	6	-	4	-	-	-	-	-



RYAN LOHIN

POSITION Center
SHOOTS Left
HEIGHT 6-0
BORN June 26, 1996 (Chester, Pennsylvania)
WEIGHT 192
ACQUIRED Selected in the seventh round, 208th overall, at the 2016 NHL Entry Draft

CAREER STATISTICS

SEASON	TEAM	LEAGUE	REGULAR SEASON						PLAYOFFS				
			GP	G	A	TP	+/-	PIM	GP	G	A	TP	PIM
2016-17	UMASS-LOWELL	NCAA	41	12	17	29	-	18	-	-	-	-	-
2017-18	UMASS-LOWELL	NCAA	36	9	16	25	-	26	-	-	-	-	-




COLE KOEPKE

POSITION Left Wing
SHOOTS Left
HEIGHT 6-1
BORN May 17, 1998 (Two Harbors, Minnesota)
WEIGHT 196
ACQUIRED Selected in the sixth round, 183rd overall, at the 2018 NHL Draft

CAREER STATISTICS

SEASON	TEAM	LEAGUE	REGULAR SEASON						PLAYOFFS				
			GP	G	A	TP	+/-	PIM	GP	G	A	TP	PIM
2016-17	SIoux CITY	USHL	22	3	2	5	-	19	-	-	-	-	-
2017-18	SIoux CITY	USHL	60	28	11	39	-	34	-	-	-	-	-



KRISTIAN OLDHAM

POSITION Goaltender
CATCHES Left
HEIGHT 6-2
BORN June 25, 1997 (Anchorage, Alaska)
WEIGHT 203
ACQUIRED Selected in the sixth round, 153rd overall, at the 2015 NHL Entry Draft

CAREER STATISTICS

SEASON	TEAM	LEAGUE	REGULAR SEASON										PLAYOFFS						
			GP	W	L	T	OT	SO	GA	SA	SV%	GAA	GP	W	L	SO	GA	SV%	GAA
2014-15	OMAHA	USHL	33	17	6	-	0	1	77	835	.901	3.17	3	0	3	0	8	.919	2.73
2015-16	OMAHA	USHL	31	12	15	-	4	1	82	862	.905	2.82	-	-	-	-	-	-	-
2016-17	NEBRASKA-OMAHA	NCAA	10	5	3	-	1	0	32	304	.895	3.38	-	-	-	-	-	-	-
2017-18	NEBRASKA-OMAHA	NCAA	6	1	2	-	1	0	19	143	.867	4.12	-	-	-	-	-	-	-




NICK PERBIX

POSITION Defenseman **SHOOTS** Right
HEIGHT 6-2 **BORN** June 15, 1998 (Elk River, MN)
WEIGHT 191 **ACQUIRED** Selected in the sixth round, 169th overall, at the 2017 NHL Entry Draft

CAREER STATISTICS

SEASON	TEAM	LEAGUE	REGULAR SEASON						PLAYOFFS				
			GP	G	A	TP	+/-	PIM	GP	G	A	TP	PIM
2017-18	OMAHA	USHL	56	4	25	29	-	38	4	0	2	2	14



TAYLOR RADDYSH

POSITION Right Wing **SHOOTS** Right
HEIGHT 6-2 **BORN** February 18, 1998 (Caledon, Ontario)
WEIGHT 217 **ACQUIRED** Selected in the second round, 58th overall, at the 2016 NHL Entry Draft

CAREER STATISTICS

SEASON	TEAM	LEAGUE	REGULAR SEASON						PLAYOFFS				
			GP	G	A	TP	+/-	PIM	GP	G	A	TP	PIM
2014-15	ERIE	OHL	58	21	6	27	-	13	20	3	3	6	8
2015-16	ERIE	OHL	67	24	49	73	-	18	12	4	6	10	2
2016-17	ERIE	OHL	58	42	67	109	-	37	22	12	19	31	18
	CANADA U-20	WJC	7	5	1	6	-	4	-	-	-	-	-
2017-18	ERIE	OHL	30	15	29	44	-	16	-	-	-	-	-
	SAULT STE. MARIE	OHL	28	18	21	39	-	14	24	13	21	34	14
	CANADA U-20	WJC	7	2	3	5	-	4	-	-	-	-	-



RADIM SALDA

POSITION Defenseman **SHOOTS** Left
HEIGHT 6-0 **BORN** February 18, 1999 (Pardubice, Czech Republic)
WEIGHT 186 **ACQUIRED** Selected in the seventh round, 206th overall, at the 2018 NHL

CAREER STATISTICS

SEASON	TEAM	LEAGUE	REGULAR SEASON						PLAYOFFS				
			GP	G	A	TP	+/-	PIM	GP	G	A	TP	PIM
2017-18	SAINT JOHN	QMJHL	62	10	31	41	-	78	-	-	-	-	-
	CZECH REPUBLIC	WJC	7	0	0	0	-	4	-	-	-	-	-



DMITRY SEMYKIN

POSITION Defenseman **SHOOTS** Right
HEIGHT 6-3 **BORN** February 24, 2000 (Moscow, Russia)
WEIGHT 201 **ACQUIRED** Selected in the third round, 90th overall, at the 2018 NHL Draft

CAREER STATISTICS

SEASON	TEAM	LEAGUE	REGULAR SEASON						PLAYOFFS				
			GP	G	A	TP	+/-	PIM	GP	G	A	TP	PIM
2017-18	KAPITAN	MHL	41	8	7	15	-	118	-	-	-	-	-



OTTO SOMPPI

POSITION Center **SHOOTS** Left
HEIGHT 6-0 **BORN** January 12, 1998 (Helsinki, Finland)
WEIGHT 192 **ACQUIRED** Selected in the seventh round, 206th overall, at the 2016 NHL Entry Draft

CAREER STATISTICS

SEASON	TEAM	LEAGUE	REGULAR SEASON						PLAYOFFS				
			GP	G	A	TP	+/-	PIM	GP	G	A	TP	PIM
2015-16	HALIFAX	QMJHL	59	13	33	46	-	25	-	-	-	-	-
2016-17	HALIFAX	QMJHL	60	17	24	41	-	30	4	0	1	1	2
	FINLAND U-20	WJC	5	1	0	1	-	0	-	-	-	-	-
2017-18	HALIFAX	QMJHL	59	28	55	83	-	28	2	0	1	1	0
	SYRACUSE	AHL	-	-	-	-	-	-	3	0	0	0	0



OLEG SOSUNOV

POSITION Defenseman **SHOOTS** Left
HEIGHT 6-8 **BORN** April 13, 1998 (Ryazan, Russia)
WEIGHT 236 **ACQUIRED** Selected in the sixth round, 178th overall, at the 2016 NHL Draft

CAREER STATISTICS

SEASON	TEAM	LEAGUE	REGULAR SEASON						PLAYOFFS				
			GP	G	A	TP	+/-	PIM	GP	G	A	TP	PIM
2017-18	MOOSE JAW	WHL	71	7	19	26	-	62	14	0	0	0	4



TY TAYLOR

POSITION Goaltender
HEIGHT 6-3
WEIGHT 200

CATCHES Left
BORN July 5, 1999 (Richmond, British Columbia)
ACQUIRED Selected in the seventh round, 214th overall, at the 2018 NHL Draft

CAREER STATISTICS

SEASON	TEAM	LEAGUE	REGULAR SEASON										PLAYOFFS						
			GP	W	L	T	OT	SO	GA	SA	SV%	GAA	GP	W	L	SO	GA	SV%	GAA
2016-17	VERNON	BCHL	29	13	12	-	2	1	81	962	.908	2.96	1	0	0	0	2	.857	2.17
2017-18	VERNON	BCHL	31	23	5	-	3	7	59	911	.931	1.87	10	6	4	1	28	.929	2.46



SAMMY WALKER

POSITION Center
HEIGHT 5-10
WEIGHT 150

SHOOTS Right
BORN June 7, 1999 (Edina, MN)
ACQUIRED Selected in the seventh round, 200th overall, at the 2017 NHL Entry Draft

CAREER STATISTICS

SEASON	TEAM	LEAGUE	REGULAR SEASON							PLAYOFFS				
			GP	G	A	TP	+/-	PIM	GP	G	A	TP	PIM	
2016-17	EDINA HIGH	USHS	25	22	24	46	-	6	3	2	4	6	0	
	LINCOLN	USHL	4	0	0	0	-	6	-	-	-	-	-	
2017-18	SIOUX CITY	USHL	17	2	7	9	-	4	-	-	-	-	-	
	EDINA HIGH	USHS	25	28	30	58	-	12	3	4	6	10	4	



RYAN ZUHLSDORF

POSITION Defenseman
HEIGHT 5-11
WEIGHT 188

SHOOTS Left
BORN July 1, 1997 (Edina, Minnesota)
ACQUIRED Selected in the fifth round, 150th overall, at the 2015 NHL Entry Draft

CAREER STATISTICS

SEASON	TEAM	LEAGUE	REGULAR SEASON							PLAYOFFS				
			GP	G	A	TP	+/-	PIM	GP	G	A	TP	PIM	
2014-15	SIOUX CITY	USHL	56	3	16	19	-	58	5	0	2	2	0	
2015-16	SIOUX CITY	USHL	30	0	23	23	-	51	-	-	-	-	-	
	DUBUQUE	USHL	16	0	5	5	-	8	12	0	4	4	12	
2016-17	MINNESOTA	NCAA	37	2	3	5	-	35	-	-	-	-	-	
2017-18	MINNESOTA	NCAA	38	0	9	9	-	40	-	-	-	-	-	



**BE THE
THUNDER™**



NHL OPPONENTS

COLORADO AVALANCHE



1000 Chopper Circle
Denver, Colorado 80204
Phone: (303) 405-1100
Website: avalanche.nhl.com
Team Colors: Burgundy, Blue, Silver, Black
Inaugural Season: 1979-80 (Relocated from Quebec in 1995)
Arena: Pepsi Center (18,007)
Stanley Cup Titles: 2 (1996, 2001)
Television: Altitude Sports & Entertainment Network
Radio: KKFN-FM 104.3, Mile High Sports Radio 1550 AM
General Manager: Joe Sakic
Head Coach: Jared Bednar
Assistant Coaches: Nolan Pratt, Ray Bennett
Media & Communications Managers: Jean Martineau, Brendan McNicholas

SERIES INFORMATION

Last Lightning Win: Dec. 16, 2017 (Lightning 6 @ Colorado 5)
Last Colorado Win: Oct. 20, 2016 (Colorado 4 @ Lightning 0)
Last Tie: Dec. 11, 2000 (Lightning 2 @ Colorado 2)
Last Lightning Overtime Win: Feb. 19, 2017 (Lightning 3 @ Colorado 2, OT)
Last Colorado Overtime Win: Dec. 23, 2011 (Lightning 1 @ Colorado 2)
Last Lightning Shootout Win: Jan. 17, 2015 (Colorado 2 @ Lightning 3)
Last Colorado Shootout Win: Dec. 11, 2009 (Lightning 1 @ Colorado 2)
Last Lightning Shutout: Jan. 12, 2016 (Lightning 4 @ Colorado 0)
Last Colorado Shutout: Oct. 20, 2016 (Colorado 4 @ Lightning 0)
Last Lightning Win at Home: Dec. 7, 2017 (Colorado 2 @ Lightning 5)
Last Colorado Win at Home: Feb. 22, 2015 (Lightning 4 @ Colorado 5)
Last Lightning Win at Colorado: Dec. 16, 2017 (Lightning 6 @ Colorado 5)
Last Colorado Win at Tampa Bay: Oct. 20, 2016 (Colorado 4 @ Lightning 0)
Most Goals by Lightning: 6, Dec. 6, 2017 (Lightning 6 @ Avalanche 5)
Most Goals by Colorado: 8, 3x, Last: Nov. 13, 1998 (Lightning 1 @ Colorado 8)
Most Goals by Both Teams: 11, Dec. 4, 2010 (Colorado 5 @ Lightning 6)
Last Lightning Hat Trick: Tyler Johnson, Jan. 25, 2014 (Colorado 2 @ Lightning 5)
Last Colorado Hat Trick: Nathan MacKinnon, Feb. 22, 2015 (Lightning 4 @ Colorado 5)

2018-2019 SCHEDULE

DATE	SITE	TIME
October 24	Colorado	9:30 PM
December 8	Tampa Bay	7:00 PM

ALL-TIME SERIES

SEASON	OVERALL					HOME					ROAD													
	GP	W	L	T	OTL	PTS	GF	GA	GP	W	L	T	OTL	PTS	GF	GA	GP	W	L	T	OTL	PTS	GF	GA
2017-18	2	2	0	-	0	4	11	7	1	1	0	-	0	2	5	2	1	1	0	-	0	2	6	5
2016-17	2	1	1	-	0	2	3	6	1	0	1	-	0	0	0	4	1	1	0	-	0	2	3	2
2015-16	2	1	1	-	-	2	5	2	1	0	1	-	-	0	1	2	1	1	0	-	0	2	4	0
2014-15	2	1	1	-	-	2	6	7	1	1	0	-	-	2	2	2	1	0	1	-	0	0	4	5
2013-14	2	1	1	-	-	2	8	8	1	1	0	-	-	2	5	2	1	0	1	-	0	0	3	6
2012-13	-	-	-	-	-	-	-	-	-	-	-	-	-	-	-	-	-	-	-	-	-	-	-	-
2011-12	1	0	0	-	1	1	1	2	-	-	-	-	-	-	-	-	1	0	0	-	1	1	1	2
2010-11	1	1	0	-	0	2	6	5	1	1	0	-	0	2	6	5	-	-	-	-	-	-	-	-
2009-10	2	0	1	-	1	1	1	4	1	0	1	-	0	0	0	3	1	0	0	-	1	1	1	1
2008-09	2	0	1	-	1	1	4	5	1	0	0	-	1	1	1	1	1	0	1	-	0	0	3	4
2007-08	1	0	1	-	0	0	0	3	1	0	1	-	0	0	0	3	-	-	-	-	-	-	-	-
2006-07	1	0	1	-	0	0	2	4	-	-	-	-	-	-	-	-	1	0	1	-	0	0	2	4
2005-06	-	-	-	-	-	-	-	-	-	-	-	-	-	-	-	-	-	-	-	-	-	-	-	-
2004-05	-	-	-	-	-	-	-	-	-	-	-	-	-	-	-	-	-	-	-	-	-	-	-	-
2003-04	2	1	0	0	1	3	7	5	1	0	0	0	1	1	4	5	1	1	0	0	0	2	3	0
2002-03	1	1	0	0	0	2	4	4	1	1	0	0	0	2	4	3	-	-	-	-	-	-	-	-
2001-02	1	0	1	0	0	0	2	2	-	-	-	-	-	-	-	-	1	0	1	0	0	0	1	2
2000-01	2	0	1	1	0	1	2	4	1	0	1	0	0	0	0	2	1	0	0	1	0	1	2	2
1999-00	1	0	1	0	0	0	1	5	-	-	-	-	-	-	-	-	1	0	1	0	0	0	1	4
1998-99	2	1	1	0	-	2	3	9	1	1	0	0	-	2	2	1	1	0	1	0	-	0	1	8
1997-98	2	1	0	1	-	3	5	4	1	0	0	1	-	1	3	3	1	1	0	0	-	2	2	1
1996-97	2	1	1	0	-	2	5	6	1	1	0	0	-	2	3	2	1	0	1	0	-	0	2	4
1995-96	2	1	0	1	-	3	8	6	1	1	0	0	-	2	4	2	1	0	0	1	-	1	4	4
1994-95	3	1	2	0	-	2	8	14	1	1	0	0	-	2	5	2	2	0	2	0	-	0	3	12
1993-94	4	3	1	0	-	6	15	14	2	2	0	0	-	4	9	5	2	1	1	0	-	2	6	9
1992-93	3	1	2	0	-	2	8	11	2	1	1	0	-	2	5	7	1	0	1	0	-	0	3	4
TOTALS	43	18	18	3	4	43	115	137	21	12	6	1	2	27	59	56	22	6	12	2	2	16	54	79

2017-18 SEASON SUMMARY

WON: 2 LOST: 0 OT: 0

AT TAMPA BAY LIGHTNING

DATE	TEAM	OPPONENT	ATTEND	GOALTENDERS	W GOAL
7 Dec '17	Lightning 5	Avalanche 2	19,092	Budaj vs. Varlamov	Vladislav Namestnikov

AT COLORADO AVALANCHE

DATE	TEAM	OPPONENT	ATTEND	GOALTENDERS	W GOAL
16 Dec '17	Lightning 6	Avalanche 5	16,956	Budaj vs. Bernier	Mikhail Sergachev

GOALS BY PERIOD

	1ST	2ND	3RD	OT	TOTAL
LIGHTNING	2	5	4	0	11
AVALANCHE	2	1	4	0	7

SHOTS BY PERIOD

	1ST	2ND	3RD	OT	TOTAL
LIGHTNING	32	20	11	0	63
AVALANCHE	18	16	33	0	67

INDIVIDUAL SCORING

TAMPA BAY LIGHTNING

Player	GP	G	A	P	+/-	PIM	PP	SH
Gourde	2	1	3	4	2	0	0	0
Johnson	2	0	3	3	3	2	0	0
Namestnikov	2	1	2	3	1	0	0	0
Stamkos	2	1	2	3	2	0	0	0
Stralman	2	2	1	3	3	2	0	0
Girardi	2	0	2	2	1	0	0	0
Hedman	2	1	1	2	3	4	0	0
Killorn	2	1	1	2	-1	2	1	0
Kucherov	2	1	1	2	-1	2	0	0
Point	2	1	1	2	1	0	0	1
Sergachev	2	1	1	2	3	2	0	0
Conacher	2	0	1	1	0	2	0	0
Dotchin	1	0	1	1	4	0	0	0
Kunitz	2	1	0	1	1	2	0	0
Palat	2	0	1	1	1	0	0	0
Paquette	2	0	1	1	1	2	0	0
Callahan	1	0	0	0	1	0	0	0
Coburn	1	0	0	0	-1	2	0	0
Koekkoek	1	0	0	0	-1	0	0	0
Sustr	2	0	0	0	-2	0	0	0

COLORADO AVALANCHE

Player	GP	G	A	P	+/-	PIM	PP	SH
Landeskog	2	4	2	6	2	4	1	0
MacKinnon	2	2	2	4	0	0	0	1
Barrie	2	0	3	3	-1	0	0	0
Zadorov	2	0	2	2	1	0	0	0
Andrighetto	2	0	1	1	0	0	0	0
Johnson	2	1	0	1	-3	17	0	0
Rantanen	2	0	1	1	0	2	0	0
Yakupov	1	0	1	1	0	0	0	0
Barberio	2	0	0	0	-2	0	0	0
Comeau	2	0	0	0	-3	2	0	0
Compher	2	0	0	0	-2	0	0	0
Girard	2	0	0	0	-4	0	0	0
Jost	2	0	0	0	-2	0	0	0
Kerfoot	1	0	0	0	-1	0	0	0
Lindholm	2	0	0	0	-2	0	0	0
Nemeth	2	0	0	0	1	2	0	0
Nieto	2	0	0	0	-2	0	0	0
Soderberg	2	0	0	0	-3	2	0	0
Wilson	2	0	0	0	-2	0	0	0

Power Play: 1-7 (14.3%)
Penalty Killing: 7-9 (77.8%)

GOALTENDING

TAMPA BAY LIGHTNING

GOALIE	GP	MIN	W-L-OT	SO	GA	SA	SV	GAA	SV%
Budaj	2	120	2-0-0	0	7	67	60	3.50	.896

COLORADO AVALANCHE

GOALIE	GP	MIN	W-L-OT	SO	GA	SA	SV	GAA	SV%
Bernier	1	57	0-1-0	0	6	31	25	6.28	.806
Varlamov	1	59	0-1-0	0	4	31	27	4.09	.871

COLUMBUS BLUE JACKETS



200 West Nationwide Boulevard
Columbus, Ohio 43215
Phone: (614) 246-4625
Website: bluejackets.nhl.com
Team Colors: Union Blue, Red, Silver, White
Inaugural Season: 2000-01
Arena: Nationwide Arena (18,500)
Stanley Cup Titles: None
Television: Fox Sports Ohio
Radio: WBNS-FM 97.1, WWCD-FM 102.5
General Manager: Jarmo Kekalainen
Head Coach: John Tortorella
Assistant Coaches: Brad Larsen, Kenny McCudden, Brad Shaw
Media & Communications Managers: Todd Sharrock, Karen Davis, Glenn Odebralski

SERIES INFORMATION

Last Lightning Win: Dec. 31, 2017 (Lightning 5 @ Columbus 0)
Last Columbus Win: Jan. 13, 2017 (Columbus 3 @ Lightning 1)
Last Tie: Oct. 23, 2002 (Lightning 2 @ Columbus 2)
Last Lightning Overtime Win: Nov. 4, 2017 (Columbus 4 @ Lightning 5)
Last Columbus Overtime Win: None
Last Lightning Shootout Win: Nov. 4, 2017 (Columbus 4 @ Lightning 5)
Last Columbus Shootout Win: None
Last Lightning Shutout: Dec. 31, 2017 (Lightning 5 @ Columbus 0)
Last Columbus Shutout: Dec. 3, 2013 (Lightning 0 @ Columbus 1)
Last Lightning Win at Home: Nov. 4, 2017 (Columbus 4 @ Lightning 5, SO)
Last Columbus Win at Home: Nov. 29, 2017 (Lightning 1 @ Columbus 5)
Last Lightning Win at Columbus: Dec. 31, 2017 (Lightning 5 @ Columbus 0)
Last Columbus Win at Tampa Bay: Jan. 13, 2017 (Columbus 3 @ Lightning 1)
Most Goals by Lightning: 7, Nov. 8, 2014 (Lightning 7 @ Columbus 4)
Most Goals by Columbus: 5, 2x, Last: Nov. 29, 2017 (Lightning 1 @ Columbus 5)
Most Goals by Both Teams: 11, Nov. 8, 2014 (Lightning 7 @ Columbus 4)
Last Lightning Hat Trick: None
Last Columbus Hat Trick: None

2018-2019 SCHEDULE

DATE	SITE	TIME
October 13	Tampa Bay	7:00 PM
January 8	Tampa Bay	7:30 PM
February 18	Columbus	7:00 PM

ALL-TIME SERIES

SEASON	OVERALL					HOME					ROAD																					
	GP	W	L	T	OTL	PTS	GF	GA	GP	W	L	T	OTL	PTS	GF	GA	GP	W	L	T	OTL	PTS	GF	GA								
2017-18	3	3	0	-	0	6	12	4	1	1	0	-	0	2	5	4	2	2	0	-	0	4	7	0	0							
2016-17	3	0	3	-	0	0	5	13	2	0	2	-	0	0	4	8	1	0	1	-	0	0	1	5	5							
2015-16	3	3	0	-	0	6	11	3	1	1	0	-	0	2	5	2	2	2	0	-	0	4	6	1	1							
2014-15	3	2	1	-	0	4	11	8	2	1	1	-	0	2	4	4	1	1	0	-	0	2	7	4	4							
2013-14	3	1	2	-	-	2	5	6	1	1	0	-	-	2	3	2	2	0	2	-	0	0	2	4	4							
2012-13	-	-	-	-	-	-	-	-	-	-	-	-	-	-	-	-	-	-	-	-	-	-	-	-	-							
2011-12	2	2	0	-	0	4	7	4	1	1	0	-	0	2	4	2	1	1	0	-	0	2	3	2	2							
2010-11	1	1	0	-	0	2	2	2	1	1	0	0	-	2	2	2	-	-	-	-	-	-	-	-	-							
2009-10	1	0	1	-	0	0	2	3	-	-	-	-	-	-	-	-	1	0	1	-	0	0	2	3	3							
2008-09	1	1	0	-	0	2	2	1	1	1	0	-	0	2	2	1	-	-	-	-	-	-	-	-	-							
2007-08	1	0	1	-	0	0	3	5	-	-	-	-	-	-	-	-	1	0	1	-	0	0	3	5	5							
2006-07	-	-	-	-	-	-	-	-	-	-	-	-	-	-	-	-	-	-	-	-	-	-	-	-	-							
2005-06	1	1	0	-	0	2	4	2	1	1	0	-	0	2	4	2	-	-	-	-	-	-	-	-	-							
2004-05	-	-	-	-	-	-	-	-	DID NOT PLAY																							
2003-04	2	1	1	0	0	2	1	2	1	0	1	0	0	0	0	2	1	1	0	0	0	2	1	0	0							
2002-03	1	0	0	1	0	1	2	2	-	-	-	-	-	-	-	-	1	0	0	1	0	1	2	2	2							
2001-02	1	1	0	0	0	2	1	0	1	1	0	0	0	2	1	0	-	-	-	-	-	-	-	-	-							
2000-01	2	1	1	0	0	2	5	4	1	1	0	0	0	2	4	1	1	0	1	0	0	0	1	3	3							
TOTALS	28	17	10	1	0	35	73	59	14	10	4	0	0	20	38	30	14	7	6	1	0	15	35	29								

2017-18 SEASON SUMMARY

WON: 3 LOST: 0 OT: 0

AT TAMPA BAY LIGHTNING

DATE	TEAM	OPPONENT	ATTEND	GOALTENDERS	W GOAL
4 Nov '17**	Lightning 5	Blue Jackets 4	19,092	Vasilevskiy vs. Bobrovsky	Steven Stamkos

* Overtime
** Shootout

AT COLUMBUS BLUE JACKETS

DATE	TEAM	OPPONENT	ATTEND	GOALTENDERS	W GOAL
19 Oct '17	Lightning 2	Blue Jackets 0	13,155	Vasilevskiy vs. Bobrovsky	Mikhail Sergachev
31 Dec '17	Lightning 5	Blue Jackets 0	18,878	Vasilevskiy vs. Korpisalo	Tyler Johnson

GOALS BY PERIOD

	1ST	2ND	3RD	OT	TOTAL
LIGHTNING	3	7	1	0	11
BLUE JACKETS	2	0	2	0	4

SHOTS BY PERIOD

	1ST	2ND	3RD	OT	TOTAL
LIGHTNING	35	38	15	4	92
BLUE JACKETS	37	30	29	2	98

INDIVIDUAL SCORING

TAMPA BAY LIGHTNING

Player	GP	G	A	P	+/-	PIM	PP	SH
Kucherov	3	2	3	5	2	0	0	0
Hedman	3	0	4	4	-1	4	0	0
Sergachev	3	2	2	4	6	4	0	0
Stamkos	3	2	2	4	2	2	2	0
Namestnikov	3	0	3	3	1	0	0	0
Point	3	1	2	3	4	0	0	0
Gourde	3	1	1	2	3	0	0	0
Johnson	3	2	0	2	1	0	0	0
Brown	2	0	1	1	0	0	0	0
Conacher	1	1	0	1	1	0	0	0
Girardi	3	0	1	1	1	0	0	0
Killorn	3	0	1	1	2	0	0	0
Palat	3	0	1	1	1	0	0	0
Callahan	2	0	0	0	-1	4	0	0
Coburn	3	0	0	0	0	2	0	0
Dotchin	3	0	0	0	2	2	0	0
Dumont	1	0	0	0	0	0	0	0
Kunitz	3	0	0	0	0	2	0	0
Paquette	1	0	0	0	0	2	0	0
Stralman	3	0	0	0	3	0	0	0
Sustr	2	0	0	0	-2	0	0	0

Power Play: 2-10 (20.0%)
Penalty Killing: 11/11 (100%)

COLUMBUS BLUE JACKETS

Player	GP	G	A	P	+/-	PIM	PP	SH
Hannikainen	2	1	1	2	1	0	0	0
Jones	3	1	1	2	1	0	0	0
Bjorkstrand	3	0	1	1	0	0	0	0
Dubois	3	0	1	1	-2	0	0	0
Dubinsky	2	1	0	1	0	0	0	0
Jenner	2	0	1	1	0	0	0	0
Milano	3	0	1	1	0	2	0	0
Werenski	3	1	0	1	2	0	0	0
Anderson	3	0	0	0	-1	0	0	0
Atkinson	1	0	0	0	-1	0	0	0
Calvert	3	0	0	0	-2	0	0	0
Dalpe	1	0	0	0	-1	0	0	0
Foligno	3	0	0	0	-2	6	0	0
Harrington	1	0	0	0	-2	0	0	0
Johnson	3	0	0	0	-4	0	0	0
Motte	2	0	0	0	-1	0	0	0
Murray	2	0	0	0	-1	4	0	0
Nutivaara	3	0	0	0	-2	0	0	0
Panarin	3	0	0	0	-2	0	0	0
Savard	3	0	0	0	-4	4	0	0
Schroeder	1	0	0	0	-1	2	0	0
Sedlak	2	0	0	0	-2	0	0	0
Wennberg	2	0	0	0	-1	0	0	0

Power Play: 0-11 (0%)
Penalty Killing: 8-10 (80%)

GOALTENDING

TAMPA BAY LIGHTNING

GOALIE	GP	MIN	W-L-OT	SO	GA	SA	SV	GAA	SV%
Vasilevskiy	3	185	3-0-0	2	4	98	94	1.30	.959

COLUMBUS BLUE JACKETS

GOALIE	GP	MIN	W-L-OT	SO	GA	SA	SV	GAA	SV%
Bobrovsky	2	124	0-1-1	0	6	57	51	2.91	.895
Korpisalo	1	60	0-1-0	0	5	35	30	5.00	.857

NASHVILLE PREDATORS



501 Broadway
Nashville, Tennessee 37203
Phone:
Website:
Team Colors:
Inaugural Season:
Arena:
Stanley Cup Titles:
Television:
Radio:
General Manager:
Head Coach:
Associate/Assistant Coaches:

(615) 770-2100
predators.nhl.com
Gold, Navy, White
1998-99
Bridgestone Arena (17,113)
None
Fox Sports Tennessee
WPRT-FM 102.5
David Poile
Peter Laviolette
Kevin McCarthy,
Dan Muse
Kevin Wilson,
Danny Shaklan,
Brooks Bratten,
Nick Barnowski

Media & Communications Managers

SERIES INFORMATION

Last Lightning Win: Jan. 23, 2018 (Lightning 4 @ Nashville 3, OT)
Last Nashville Win: April 1, 2018 (Nashville 1 @ Lightning 4)
Last Tie: Dec. 21, 2002 (Nashville 2 @ Lightning 2)
Last Lightning Overtime Win: Jan. 23, 2018 (Lightning 4 @ Nashville 3)
Last Nashville Overtime Win: Feb. 10, 2015 (Lightning 2 @ Nashville 3)
Last Lightning Shootout Win: None
Last Nashville Shootout Win: Oct. 20, 2015 (Lightning 4 @ Nashville 5)
Last Lightning Shutout: Dec. 26, 2001 (Lightning 1 @ Nashville 0)
Last Nashville Shutout: Mar. 24, 1999 (Nashville 3 @ Lightning 0)
Last Lightning Win at Home: Feb. 12, 2016 (Nashville 3 @ Lightning 4, OT)
Last Nashville Win at Home: Nov. 21, 2016 (Lightning 1 @ Nashville 3)
Last Lightning Win at Nashville: Jan. 23, 2018 (Lightning 4 @ Nashville 3, OT)
Last Nashville Win at Tampa Bay: Apr. 1, 2018 (Nashville 4 @ Lightning 1)
Most Goals by Lightning: 5, 2x, Last: Feb. 5, 2004 (Lightning 5 @ Nashville 2)
Most Goals by Nashville: 7, Dec. 15, 2009 (Lightning 4 @ Nashville 7)
Most Goals by Both Teams: 11, Dec. 15, 2009 (Lightning 4 @ Nashville 7)
Last Lightning Hat Trick: None
Last Nashville Hat Trick: Colton Sissons, Jan. 5, 2017 (Nashville 6 @ Lightning 1)

2018-2019 SCHEDULE

DATE	SITE	TIME
November 1	Tampa Bay	7:30pm
November 19	Nashville	8:00pm

ALL-TIME SERIES

SEASON	OVERALL							HOME							ROAD										
	GP	W	L	T	OTL	PTS	GF	GA	GP	W	L	T	OTL	PTS	GF	GA	GP	W	L	T	OTL	PTS	GF	GA	
2017-18	2	1	1	-	0	2	5	7	1	0	1	-	0	0	1	4	1	1	0	-	0	2	4	3	
2016-17	2	0	2	-	0	0	2	9	1	0	1	-	0	0	1	6	1	0	1	-	0	0	1	3	
2015-16	2	1	0	-	1	3	8	7	1	1	0	-	0	2	4	3	1	0	0	-	1	1	4	5	
2014-15	2	0	1	-	1	1	4	6	1	0	1	-	0	0	2	3	1	0	0	-	1	1	2	3	
2013-14	2	1	1	-	0	2	6	5	1	1	0	-	0	2	4	2	1	0	1	-	0	0	2	3	
2012-13	-	-	-	-	-	-	-	-	-	-	-	-	-	-	-	-	-	-	-	-	-	-	-	-	
2011-12	1	0	1	-	0	0	3	5	-	-	-	-	-	-	-	-	1	0	1	-	0	0	3	5	
2010-11	1	0	1	-	0	0	3	4	1	0	1	-	0	0	3	4	-	-	-	-	-	-	-	-	
2009-10	1	0	1	-	0	0	4	7	-	-	-	-	-	-	-	-	1	0	1	-	0	0	4	7	
2008-09	1	1	0	-	0	2	4	1	1	1	0	-	0	2	4	1	-	-	-	-	-	-	-	-	
2007-08	1	1	0	-	0	2	2	1	-	-	-	-	-	-	-	-	1	1	0	-	0	2	2	1	
2006-07	0	-	-	-	-	-	-	-	-	-	-	-	-	-	-	-	-	-	-	-	-	-	-	-	
2005-06	1	1	0	-	0	2	4	3	1	1	0	-	0	2	4	3	-	-	-	-	-	-	-	-	
2004-05	DID NOT PLAY																								
2003-04	1	1	0	0	0	2	5	2	-	-	-	-	-	-	-	-	1	1	0	0	0	2	5	2	
2002-03	2	0	1	1	0	1	4	5	1	0	0	1	0	1	2	2	1	0	1	0	0	0	2	3	
2001-02	2	2	0	0	0	4	6	1	1	1	0	0	0	2	5	1	1	1	0	0	0	2	1	0	
2000-01	1	0	1	0	0	0	2	3	-	-	-	-	-	-	-	-	1	0	1	0	0	0	2	3	
1999-00	2	1	0	1	0	3	7	6	1	0	0	1	0	1	4	4	1	1	0	0	0	2	3	2	
1998-99	2	1	1	0	-	2	3	5	1	0	1	0	-	0	0	3	1	1	0	0	-	2	3	2	
TOTALS	26	11	11	2	2	26	72	77	12	5	5	2	0	12	34	36	14	6	6	0	2	14	38	41	

2017-18 SEASON SUMMARY

WON: 1 LOST: 1 OT: 0

AT TAMPA BAY LIGHTNING

DATE	TEAM	OPPONENT	ATTEND	GOALTENDERS	W GOAL
1 Apr '18	Lightning 1	Predators 4	19,092	Vasilevskiy vs. Saros	Filip Forsberg

* Overtime
** Shootout

AT NASHVILLE PREDATORS

DATE	TEAM	OPPONENT	ATTEND	GOALTENDERS	W GOAL
23 Jan '18*	Lightning 4	Predators 3	17,332	Domingue vs. Saros	Yanni Gourde

GOALS BY PERIOD

	1ST	2ND	3RD	OT	TOTAL
LIGHTNING	2	1	1	1	5
PREDATORS	3	2	2	0	7

SHOTS BY PERIOD

	1ST	2ND	3RD	OT	TOTAL
LIGHTNING	19	24	15	3	61
PREDATORS	21	17	18	2	58

INDIVIDUAL SCORING

TAMPA BAY LIGHTNING

Player	GP	G	A	P	+/-	PIM	PP	SH
Kunitz	2	1	2	3	1	0	0	0
Namestnikov	1	1	1	2	4	0	0	0
Stamkos	2	1	1	2	2	0	0	0
Gourde	2	1	0	1	1	0	0	0
Koekkoek	1	0	1	1	2	0	0	0
Palat	1	1	0	1	1	2	0	0
Stralman	2	0	1	1	0	0	0	0
Bournival	1	0	0	0	0	0	0	0
Callahan	2	0	0	0	-1	0	0	0
Cirelli	1	0	0	0	1	0	0	0
Coburn	2	0	0	0	1	0	0	0
Dotchin	1	0	0	0	0	0	0	0
Girardi	2	0	0	0	2	0	0	0
Hedman	1	0	0	0	-1	2	0	0
Johnson	2	0	0	0	-1	2	0	0
Killorn	2	0	0	0	1	0	0	0
Kucherov	2	0	0	0	-2	0	0	0
McDonagh	1	0	0	0	-1	0	0	0
Miller	1	0	0	0	-2	0	0	0
Paquette	2	0	0	0	-1	2	0	0
Peca	1	0	0	0	0	0	0	0
Point	2	0	0	0	-2	0	0	0
Sergachev	1	0	0	0	0	0	0	0
Sustr	1	0	0	0	0	0	0	0

Power Play: 0-7 (0%)
Penalty Killing: 2-5 (40%)

NASHVILLE PREDATORS

Player	GP	G	A	P	+/-	PIM	PP	SH
Forsberg	1	2	1	3	3	0	1	0
Subban	2	1	2	3	0	0	1	0
Ekholm	2	0	2	2	1	0	0	0
Johansen	2	1	1	2	0	0	0	0
Aberg	1	0	1	1	0	0	0	0
Arvidsson	1	1	0	1	-2	0	0	0
Ellis	2	1	0	1	-1	0	1	0
Irwin	2	0	1	1	0	2	0	0
Josi	2	0	1	1	0	0	0	0
Sissons	2	0	1	1	-1	0	0	0
Smith	2	1	0	1	3	2	0	0
Bitetto	1	0	0	0	0	2	0	0
Bonino	2	0	0	0	1	2	0	0
Emelin	1	0	0	0	-1	0	0	0
Fiala	2	0	0	0	0	2	0	0
Fisher	1	0	0	0	-1	0	0	0
Hartman	1	0	0	0	0	2	0	0
Hartnell	1	0	0	0	0	0	0	0
Jarnkrok	1	0	0	0	-1	0	0	0
Salomaki	2	0	0	0	-2	2	0	0
Tolvanen	1	0	0	0	0	0	0	0
Turris	2	0	0	0	0	0	0	0
Watson	2	0	0	0	-2	0	0	0

Power Play: 3-5 (60%)
Penalty Killing: 7-7 (100%)

GOALTENDING

TAMPA BAY LIGHTNING

GOALIE	GP	MIN	W-L-OT	SO	GA	SA	SV	GAA	SV%
Domingue	1	62	1-0-0	0	3	33	30	2.91	.909
Vasilevskiy	1	59	0-1-0	0	4	25	21	4.05	.840

NASHVILLE PREDATORS

GOALIE	GP	MIN	W-L-OT	SO	GA	SA	SV	GAA	SV%
Saros	2	122	1-0-1	0	5	61	56	2.46	.918

NEW JERSEY DEVILS



25 Lafayette Street
Newark, New Jersey 07102
Phone: (973) 757-6100
Website: devils.nhl.com
Team Colors: Red, Black, White
Inaugural Season: 1974-75 (Relocated from Colorado in 1982 via Kansas City in 1976)
Arena: Prudential Center (17,625)
Stanley Cup Titles: 3 (1995, 2000, 2003)
Television: MSG Plus, MSG 2, MSG
Radio: WFAN-AM 660, WBBR-AM 1130
General Manager: Ray Shero
Head Coach: John Hynes
Assistant Coaches: Alain Nasreddine, Geoff Ward, Peter Albiez, James Stolfi, Scott Litwick
Media & Communications Managers

2018-2019 SCHEDULE

DATE	SITE	TIME
October 30	Tampa Bay	7:30 PM
November 25	Tampa Bay	7:00 PM
December 3	New Jersey	7:00 PM

ALL-TIME SERIES

SEASON	OVERALL							HOME							ROAD									
	GP	W	L	T	OTL	PTS	GF	GA	GP	W	L	T	OTL	PTS	GF	GA	GP	W	L	T	OTL	PTS	GF	GA
2017-18	3	0	3	-	1	1	8	11	1	0	1	-	0	0	3	4	2	0	2	-	1	1	5	7
2016-17	3	2	1	-	0	4	8	6	2	2	0	-	0	4	7	3	1	0	1	-	0	0	1	3
2015-16	3	3	0	-	0	6	11	3	1	1	0	-	0	2	3	1	2	2	0	-	0	4	8	2
2014-15	3	1	1	-	1	3	7	7	2	1	1	-	0	2	5	5	1	0	0	-	1	1	2	2
2013-14	3	1	2	-	0	2	4	5	1	1	0	-	0	2	3	0	2	0	2	-	0	0	1	5
2012-13	3	2	1	-	0	4	12	10	1	1	0	-	0	2	5	4	2	1	1	-	0	2	7	6
2011-12	4	1	3	-	0	2	14	18	2	0	2	-	0	0	6	9	2	1	1	-	0	2	8	9
2010-11	4	1	3	-	0	2	8	14	2	1	1	-	0	2	4	6	2	0	2	-	0	0	4	8
2009-10	4	1	1	-	2	4	10	9	2	0	0	-	2	2	4	4	2	1	1	-	0	2	6	5
2008-09	4	0	1	-	3	3	12	17	2	0	1	-	1	1	5	9	2	0	0	-	2	2	7	8
2007-08	4	1	2	-	1	3	7	12	2	1	1	-	0	2	5	4	2	0	1	-	1	1	2	8
2006-07	4	3	1	-	0	6	9	6	2	1	1	-	0	2	3	3	2	2	0	-	0	4	6	3
2005-06	4	2	2	-	0	4	13	18	2	1	1	-	0	2	3	8	2	1	1	-	0	2	10	10
2004-05	DID NOT PLAY																							
2003-04	4	4	0	0	0	8	12	6	2	2	0	0	0	4	5	3	2	2	0	0	0	4	7	3
2002-03	4	1	1	2	0	4	9	11	2	0	0	2	0	2	5	5	2	1	1	0	0	2	4	6
2001-02	4	3	0	1	0	7	11	7	2	2	0	0	0	4	5	2	2	1	0	1	0	3	6	5
2000-01	4	0	4	0	0	0	4	25	2	0	2	0	0	0	2	12	2	0	2	0	0	0	2	13
1999-00	4	1	3	0	0	2	9	12	2	0	2	0	0	0	6	10	2	1	1	0	0	2	3	2
1998-99	4	1	3	0	-	2	7	14	2	1	1	0	-	2	5	4	2	0	2	0	-	0	2	10
1997-98	5	0	5	0	-	0	8	21	2	0	2	0	-	0	4	8	3	0	3	0	-	0	3	13
1996-97	6	1	4	1	-	3	10	18	3	1	1	1	-	3	6	7	3	0	3	0	-	0	4	11
1995-96	5	1	3	1	-	3	10	19	3	1	1	1	-	3	9	9	2	0	2	0	-	0	1	10
1994-95	4	2	1	1	-	5	8	7	2	1	1	0	-	2	5	5	2	1	0	1	-	3	3	2
1993-94	5	0	4	1	-	1	13	17	2	0	1	1	-	1	7	8	3	0	3	0	-	0	6	9
1992-93	2	0	2	0	-	0	3	11	1	0	1	0	-	0	0	2	1	0	1	0	-	0	3	9
TOTALS	97	32	51	7	8	79	227	304	47	18	21	5	3	44	115	135	50	14	30	2	5	35	111	169

SERIES INFORMATION

Last Lightning Win: Nov. 5, 2016 (New Jersey 1 @ Lightning 4)
Last New Jersey Win: Mar. 24, 2018 (Lightning 1 @ New Jersey 2)
Last Tie: Mar. 27, 2003 (New Jersey 2 @ Lightning 2)
Last Lightning Overtime Win: Apr. 9, 2015 (New Jersey 3 @ Lightning 4)
Last New Jersey Overtime Win: Apr. 3, 2009 (Lightning 4 @ New Jersey 5)
Last Lightning Shootout Win: Mar. 29, 2013 (New Jersey 4 @ Lightning 5)
Last New Jersey Shootout Win: Oct. 17, 2017 (Lightning 4 @ New Jersey 5)
Last Lightning Shutout: Feb. 26, 2016 (Lightning 4 @ New Jersey 0)
Last New Jersey Shutout: Dec. 14, 2013 (Lightning 0 @ New Jersey 3)
Last Lightning Win at Home: Nov. 5, 2016 (New Jersey 1 @ Lightning 4)
Last New Jersey Win at Home: Mar. 24, 2018 (Lightning 1 @ New Jersey 2)
Last Lightning Win at New Jersey: Apr. 7, 2016 (Lightning 4 @ New Jersey 2)
Last New Jersey Win at Tampa Bay: Feb. 17, 2018 (New Jersey 3 @ Lightning 5)
Most Goals by Lightning: 6, Oct. 26, 2005 (Lightning 6 @ New Jersey 3)
Most Goals by New Jersey: 9, Mar. 23, 1993 (Lightning 3 @ New Jersey 9)
Most Goals by Both Teams: 12, Mar. 23, 1993 (Lightning 3 @ New Jersey 9)
Last Lightning Hat Trick: Ryan Malone, Mar. 29, 2012 (Lightning 4 @ New Jersey 6)
Last New Jersey Hat Trick: Dainius Zubrus, Nov. 23, 2008 (New Jersey 7 @ Lightning 3)

2017-18 SEASON SUMMARY

WON: 0 LOST: 2 OT: 1

AT TAMPA BAY LIGHTNING

DATE	TEAM	OPPONENT	ATTEND	GOALTENDERS	W GOAL
18 Feb '17	Lightning	3 Devils	4	19,092	Vasilevskiy vs. Lack Miles Wood

* Overtime
** Shootout

AT NEW JERSEY DEVILS

DATE	TEAM	OPPONENT	ATTEND	GOALTENDERS	W GOAL
17 Oct '17**	Lightning	4 Devils	5	13,176	Budaj vs. Schneider Kyle Palmieri
24 Mar '18	Lightning	1 Devils	2	16,514	Vasilevskiy vs. Kinkaid Kyle Palmieri

GOALS BY PERIOD

	1ST	2ND	3RD	OT	TOTAL
LIGHTNING	3	3	2	0	8
DEVILS	5	3	2	0	10

SHOTS BY PERIOD

	1ST	2ND	3RD	OT	TOTAL
LIGHTNING	41	38	43	2	124
DEVILS	35	34	22	2	93

INDIVIDUAL SCORING

TAMPA BAY LIGHTNING

Player	GP	G	A	P	+/-	PIM	PP	SH
Sergachev	3	0	4	4	1	0	0	0
Stamkos	3	2	2	4	0	2	1	0
Kucherov	3	1	2	3	-1	4	0	0
Palat	2	2	0	2	-1	0	2	0
Point	3	1	1	2	-5	0	1	0
Callahan	2	0	1	1	-1	2	0	0
Gourde	3	0	2	2	0	2	0	0
Hedman	3	0	1	1	-1	4	0	0
Johnson	3	0	1	1	-3	0	0	0
Kunitz	3	1	0	1	0	0	0	0
McDonagh	4	0	1	1	4	0	0	0
Namestnikov	2	1	0	1	2	0	0	0
Cirelli	1	0	0	0	0	0	0	0
Coburn	3	0	0	0	-2	0	0	0
Dotchin	1	0	0	0	0	0	0	0
Erne	2	0	0	0	0	0	0	0
Girardi	3	0	0	0	0	0	0	0
Killorn	3	0	0	0	-4	0	0	0
Miller	1	0	0	0	0	2	0	0
Paquette	2	0	0	0	0	0	0	0
Stralman	3	0	0	0	-2	0	0	0
Sustr	3	0	0	0	-2	4	0	0

Power Play: 4-13 (30.8%)
Penalty Killing: 6-8 (75%)

NEW JERSEY DEVILS

Player	GP	G	A	P	+/-	PIM	PP	SH
Hischier	3	2	2	4	4	0	0	0
Hall	3	0	3	3	5	2	0	0
Butcher	3	0	2	2	4	2	0	0
Lovejoy	1	1	1	2	2	0	0	0
Palmieri	3	2	0	2	0	4	1	0
Stafford	2	2	0	2	0	0	1	0
Vatanen	2	0	2	2	1	2	0	0
Wood	2	1	1	2	0	6	0	0
Zacha	3	1	1	2	2	2	0	1
Gibbons	2	1	0	1	1	2	0	0
Henrique	1	0	1	1	-2	2	0	0
Mueller	2	0	1	1	2	0	0	0
Noesen	2	0	1	1	0	2	0	0
Santini	1	0	1	1	1	0	0	0
Severson	3	0	1	1	-1	0	0	0
Boyle	1	0	0	0	0	0	0	0
Bratt	3	0	0	0	1	0	0	0
Coleman	3	0	0	0	1	4	0	0
Grabner	1	0	0	0	1	0	0	0
Greene	3	0	0	0	-3	0	0	0
Hayes	2	0	0	0	0	0	0	0
Johansson	1	0	0	0	-2	0	0	0
Lappin	1	0	0	0	0	0	0	0
Maroon	2	0	0	0	0	0	0	0
Moore	3	0	0	0	2	2	0	0
Zajac	2	0	0	0	0	0	0	0

Power Play: 2-8 (25%)
Penalty Killing: 9-13 (69.2%)

GOALTENDING

TAMPA BAY LIGHTNING

GOALIE	GP	MIN	W-L-OT	SO	GA	SA	SV	GAA	SV%
Budaj	1	65	0-0-1	0	4	34	30	3.69	.882
Vasilevskiy	2	116	0-2-0	0	6	59	53	3.10	.898

NEW JERSEY DEVILS

GOALIE	GP	MIN	W-L-OT	SO	GA	SA	SV	GAA	SV%
Kinkaid	1	60	1-0-0	0	1	36	35	1.00	.972
Lack	1	60	1-0-0	0	3	51	48	3.00	.941
Schneider	1	65	1-0-0	0	4	37	33	3.69	.892

NEW YORK ISLANDERS



620 Atlantic Avenue
 Brooklyn, New York 11217
 Phone: (917) 618-6100
 Website: islanders.nhl.com
 Team Colors: Royal Blue, Orange, White
 Inaugural Season: 1972-73
 Arena: Barclays Center (15,795)
 Stanley Cup Titles: 4 (1980, 1981, 1982, 1983)
 Television: MSG Network, MSG Plus
 Radio: WRHU-FM 88.7 FM, WNYE-FM 91.5, WRCN-FM 103.9
 Lou Lamoriello
 General Manager
 Head Coach Barry Trotz
 Associate/Assistant Coaches Lane Lambert, John Gruden, Scott Gomez, Piero Greco
 Media & Communications Managers Kimber Auerbach, Jesse Eisenberg, Kelly Keogh

SERIES INFORMATION

Last Lightning Win: Mar. 22, 2018 (Lightning 7 @ Islanders 6)
 Last Islanders Win: Nov. 18, 2017 (Islanders 5 2 Lightning 3)
 Last Tie: Oct. 6, 2000 (Islanders 3 @ Lightning 3)
 Last Lightning Overtime Win: Mar. 20, 2007 (Islanders 3 @ Lightning 4)
 Last Islanders Overtime Win: Dec. 22, 2010 (Islanders 3 @ Lightning 2)
 Last Lightning Shootout Win: Mar. 27, 2014 (Islanders 2 @ Lightning 3)
 Last Islanders Shootout Win: Jan. 16, 2014 (Islanders 2 @ Lightning 1)
 Last Lightning Shutout: Nov. 14, 2016 (Lightning 4 @ Islanders 0)
 Last Islanders Shutout: Mar. 14, 2013 (Islanders 2 @ Lightning 0)
 Last Lightning Win at Home: Dec. 5, 2017 (Islanders 2 @ Lightning 6)
 Last Islanders Win at Home: Apr. 4, 2016 (Lightning 2 @ Islanders 5)
 Last Lightning Win at New York: Mar. 22, 2018 (Lightning 7 @ Islanders 6)
 Last Islanders Win at Tampa Bay: Nov. 18, 2017 (Islanders 5 @ Lightning 3)
 Most Goals by Lightning: 8, Mar. 11, 2008 (Islanders 4 @ Lightning 8)
 Most Goals by Islanders: 7, 3x, Last: Nov. 21, 2002 (Islanders 7 @ Lightning 2)
 Most Goals by Both Teams: 13, Mar. 22, 2018 (Lightning 7 @ Islanders 6)
 Last Lightning Hat Trick: Vincent Lecavalier, Mar. 11, 2008 (Islanders 4 @ Lightning 8)
 Last Islanders Hat Trick: Dave Scatchard, Feb. 11, 2003 (Lightning 2 @ Islanders 6)

2018-2019 SCHEDULE

DATE	SITE	TIME
November 8	Tampa Bay	7:30 PM
January 13	New York	7:00 PM
February 1	New York	7:00 PM

(at Nassau Veterans Memorial Coliseum)

ALL-TIME SERIES

SEASON	OVERALL										HOME					ROAD												
	GP	W	L	T	OTL	PTS	GF	GA	GP	W	L	T	OTL	PTS	GF	GA	GP	W	L	T	OTL	PTS	GF	GA				
2017-18	3	2	1	-	-	4	16	13	2	1	1	-	-	0	2	9	7	1	1	0	-	-	0	2	7	6		
2016-17	3	3	0	-	-	6	14	2	1	1	0	-	-	0	2	4	1	2	2	0	-	-	0	4	10	1		
2015-16	3	1	2	-	-	2	11	12	2	1	1	-	-	0	2	9	7	1	0	1	-	-	0	0	2	5		
2014-15	3	1	2	-	-	2	8	10	1	1	0	-	-	0	2	5	2	2	0	2	-	-	0	0	3	8		
2013-14	3	2	0	-	-	1	5	7	6	2	1	0	-	-	1	3	4	4	1	1	0	-	-	0	2	3	2	
2012-13	3	0	3	-	-	0	0	5	10	1	0	1	-	-	0	0	2	2	0	2	-	-	0	0	5	8		
2011-12	4	2	2	-	-	0	4	10	14	2	2	0	-	-	0	4	8	4	2	0	2	-	-	0	0	2	10	
2010-11	4	1	1	-	-	2	4	9	12	2	0	1	-	-	1	1	4	8	2	1	0	-	-	1	3	5	4	
2009-10	4	3	1	-	-	0	6	17	9	2	2	0	-	-	0	4	9	2	2	1	1	-	-	0	2	8	7	
2008-09	4	1	2	-	-	1	3	6	10	2	1	0	-	-	1	3	4	4	2	0	2	-	-	0	0	2	6	
2007-08	4	1	2	-	-	1	3	10	12	2	1	0	-	-	1	3	10	7	2	0	2	-	-	0	0	0	5	
2006-07	4	4	0	-	-	0	8	16	9	2	2	0	-	-	0	4	7	5	2	2	0	-	-	0	4	9	4	
2005-06	4	4	0	-	-	0	8	13	7	2	2	0	-	-	0	4	8	4	2	2	0	-	-	0	4	5	3	
2004-05	DID NOT PLAY																											
2003-04	4	1	3	0	0	2	6	13	2	1	1	0	0	0	2	4	5	2	0	2	0	0	0	0	2	8		
2002-03	4	2	2	0	0	0	4	11	17	2	1	1	0	0	2	6	10	2	1	1	0	0	0	2	5	7		
2001-02	4	0	4	0	0	0	0	5	15	2	0	2	0	0	0	3	6	2	0	2	0	0	0	0	2	9		
2000-01	4	2	1	1	0	0	5	17	13	2	1	0	1	0	3	7	6	2	1	1	0	0	0	2	10	7		
1999-00	4	2	1	0	1	5	12	11	4	2	2	0	0	0	4	8	4	2	0	1	0	1	1	4	7			
1998-99	4	2	1	1	-	5	8	6	2	1	1	0	-	2	3	2	2	1	0	1	-	3	5	4				
1997-98	5	0	5	0	-	0	2	22	3	0	3	0	-	0	2	14	2	0	2	0	-	0	0	0	8			
1996-97	6	4	1	1	-	9	23	16	3	1	1	1	-	3	8	8	3	3	0	0	-	6	15	8				
1995-96	5	4	1	0	-	8	16	12	2	2	0	0	-	4	9	6	3	2	1	0	-	4	7	6				
1994-95	4	4	0	0	-	8	18	6	2	2	0	0	-	4	10	4	2	2	0	0	-	4	8	2				
1993-94	5	1	4	0	-	2	11	16	3	1	2	0	-	2	6	9	2	0	2	0	-	0	5	7				
1992-93	2	1	1	0	-	2	7	11	1	0	1	0	-	0	1	6	1	1	0	0	-	2	6	5				
TOTALS	97	48	40	3	6	105	278	284	49	27	16	2	4	60	148	137	48	21	24	1	2	45	130	147				

2017-18 SEASON SUMMARY

WON: 2 LOST: 1 OT: 0

AT TAMPA BAY LIGHTNING

DATE	TEAM	OPPONENT	ATTEND	GOALTENDERS	W GOAL
18 Nov '17	Lightning 3	Islanders 5	19,092	Vasilevskiy vs. Greiss	Anders Lee
5 Dec '17	Lightning 6	Islanders 2	19,092	Vasilevskiy vs. Greiss	Yanni Gourde

AT NEW YORK ISLANDERS

DATE	TEAM	OPPONENT	ATTEND	GOALTENDERS	W GOAL
22 Mar '18	Lightning 7	Islanders 6	10,354	Vasilevskiy vs. Gibson, Halak	J.T. Miller

GOALS BY PERIOD

	1ST	2ND	3RD	OT	TOTAL
LIGHTNING	5	7	4	0	16
ISLANDERS	3	5	5	0	13

SHOTS BY PERIOD

	1ST	2ND	3RD	OT	TOTAL
LIGHTNING	39	36	34	0	109
ISLANDERS	23	47	34	0	104

INDIVIDUAL SCORING

TAMPA BAY LIGHTNING

Player	GP	G	A	P	+/-	PIM	PP	SH
Gourde	3	4	2	6	4	0	1	0
Point	3	2	4	6	3	2	0	1
Palat	3	1	3	4	2	0	0	0
Kucherov	3	0	3	3	0	2	0	0
Kunitz	3	1	2	3	1	0	0	0
Sergachev	3	1	2	3	2	0	1	0
Cirelli	1	1	1	2	2	0	0	0
Coburn	2	0	2	2	1	0	0	0
Hedman	3	1	1	2	-2	6	0	0
Johnson	3	1	1	2	0	0	0	0
Koekkoek	2	0	2	2	3	0	0	0
Miller	1	2	0	2	0	0	0	1
Stamkos	3	0	2	2	-4	0	0	0
Callahan	2	0	1	1	1	0	0	0
Conacher	1	0	1	1	1	0	0	0
Girardi	3	0	1	1	4	0	0	0
McDonagh	1	0	1	1	0	0	0	0
Namestnikov	2	1	0	1	-2	2	1	0
Sustr	2	1	0	1	0	0	0	0
Brown	1	0	0	0	-1	0	0	0
Dotchin	1	0	0	0	-3	0	0	0
Erne	1	0	0	0	0	0	0	0
Killorn	3	0	0	0	2	0	0	0
Paquette	1	0	0	0	1	0	0	0
Stralman	3	0	0	0	3	0	0	0

Power Play: 4-9 (44.4%)
 Penalty Killing: 4-9 (44.4%)

NEW YORK ISLANDERS

Player	GP	G	A	P	+/-	PIM	PP	SH
Tavares	3	1	5	6	-1	0	0	0
Bailey	3	0	5	5	-4	0	0	0
Barzal	3	1	3	4	0	0	1	0
Eberle	3	1	3	4	3	0	0	0
Lee	3	4	0	4	-5	6	2	0
Beauvillier	3	2	1	3	2	0	0	0
Pelech	3	0	2	2	-1	2	0	0
Pulock	3	2	0	2	-1	0	2	0
Boychuk	3	0	1	1	1	0	0	0
Chimera	2	0	1	1	1	4	0	0
Cizikas	2	0	1	1	-3	0	0	0
Ho-Sang	2	0	1	1	-1	0	0	0
Ladd	3	1	0	1	2	2	0	0
Leddy	3	0	1	1	-4	0	0	0
Nelson	3	1	0	1	-1	2	0	0
Clutterbuck	2	0	0	0	-3	0	0	0
de Haan	2	0	0	0	0	0	0	0
Fritz	1	0	0	0	0	0	0	0
Hickey	2	0	0	0	1	2	0	0
Mayfield	1	0	0	0	-1	0	0	0
Quine	2	0	0	0	0	0	0	0
Seidenberg	1	0	0	0	-2	0	0	0
Wagner	1	0	0	0	-3	0	0	0

Power Play: 5-9 (55.6%)
 Penalty Killing: 5-9 (55.6%)

GOALTENDING

TAMPA BAY LIGHTNING

GOALIE	GP	MIN	W-L-OT	SO	GA	SA	SV	GAA	SV%
Vasilevskiy	3	178	2-1-0	0	12	103	91	4.03	.883

NEW YORK ISLANDERS

GOALIE	GP	MIN	W-L-OT	SO	GA	SA	SV	GAA	SV%
Gibson	1	31	0-0-0	0	6	24	18	11.48	.750
Greiss	2	120	1-1-0	0	9	73	64	4.51	.877
Halak	1	28	0-1-0	0	1	12	11	2.17	.917

NEW YORK RANGERS



4 Pennsylvania Plaza
 New York, New York 10001
 Phone: (212) 465-6000
 Website: rangers.nhl.com
 Team Colors: Blue, Red, White
 Inaugural Season: 1926-27
 Arena: Madison Square Garden (18,006)
 Stanley Cup Titles: 4 (1928, 1933, 1940, 1994)
 Television: MSG Network, MSG Plus
 Radio: WEPN-FM 98.7
 General Manager: Jeff Gorton
 Head Coach: David Quinn
 Assistant Coaches: Lindy Ruff, Greg Brown, David Oliver, Benoit Allaire
 Media & Communications Managers: Ryan Watson, Ryan Nissan, Lindsay Hayes, Michael Rappaport

SERIES INFORMATION

Last Lightning Win: Mar. 30, 2018 (Lightning 7 @ Rangers 3)
 Last New York Win: Nov. 2, 2017 (Rangers 1 @ Lightning 2, OT)
 Last Tie: Mar. 15, 2000 (Lightning 4 @ Rangers 4)
 Last Lightning Overtime Win: Mar. 2, 2012 (Rangers 3 @ Lightning 4)
 Last Rangers Overtime Win: Nov. 2, 2017 (Rangers 2 @ Lightning 1)
 Last Lightning Shootout Win: Dec. 8, 2011 (Lightning 3 @ Rangers 2)
 Last New York Shootout Win: Nov. 26, 2008 (Lightning 2 vs. Rangers 3)
 Last Lightning Shutout: Nov. 25, 2013 (Rangers 0 @ Lightning 5)
 Last New York Shutout: Mar. 6, 2017 (Rangers 1 @ Lightning 0, OT)
 Last Lightning Win at Home: Mar. 8, 2018 (Rangers 3 @ Lightning 5)
 Last New York Win at Home: Nov. 2, 2017 (Lightning 1 @ Rangers 2, OT)
 Last Lightning Win at New York: Mar. 30, 2018 (Lightning 7 @ Rangers 3)
 Last New York Win at Tampa Bay: Nov. 2, 2017 (Rangers 2 @ Lightning 1, OT)
 Most Goals by Lightning: 7, Mar. 3, 2018 (Lightning 7 vs. Rangers 3)
 Most Goals by New York: 10, Nov. 10, 1998 (Lightning 2 vs. Rangers 10)
 Most Goals by Both Teams: 12, Nov. 10, 1998 (Lightning 2 vs. Rangers 10)
 Last Lightning Hat Trick: Dan Boyle, Dec. 23, 2006 (Lightning 4 @ Rangers 3)
 Last New York Hat Trick: Michael Grabner, Oct. 30, 2016 (Lightning 1 @ Rangers 6)

2018-2019 SCHEDULE

DATE	SITE	TIME
December 10	Tampa Bay	7:30 PM
February 2	New York	7:00 PM
February 27	New York	7:30 PM

ALL-TIME SERIES

SEASON	OVERALL					HOME					ROAD														
	GP	W	L	T	OTL	PTS	GF	GA	GP	W	L	T	OTL	PTS	GF	GA	GP	W	L	T	OTL	PTS	GF	GA	
2017-18	3	2	0	-	1	5	13	8	2	1	0	-	1	3	6	5	1	1	0	-	0	2	7	3	3
2016-17	3	1	1	-	1	3	4	9	1	0	0	-	1	1	0	1	2	1	1	-	0	2	4	8	8
2015-16	3	1	2	-	0	2	6	9	2	1	1	-	0	2	4	6	1	0	1	-	0	0	2	3	3
2014-15	3	3	0	-	0	6	15	7	1	1	0	-	0	2	4	3	2	2	0	-	0	4	11	4	4
2013-14	3	2	1	-	0	4	10	5	2	1	1	-	0	2	8	4	1	1	0	-	0	2	2	1	1
2012-13	3	0	3	-	0	0	4	12	1	0	1	-	0	0	2	3	2	0	2	-	0	0	2	9	9
2011-12	4	2	1	-	1	5	11	13	2	1	1	-	0	2	6	7	2	1	0	-	1	3	5	6	6
2010-11	4	4	0	-	0	8	13	8	2	2	0	-	0	4	7	4	2	2	0	-	0	4	6	4	4
2009-10	4	1	3	-	0	2	9	19	2	1	1	-	0	2	5	6	2	0	2	-	0	0	4	13	13
2008-09	4	0	3	-	1	1	6	12	2	0	1	-	1	1	3	5	2	0	2	-	0	0	3	7	7
2007-08	4	2	2	-	0	4	10	8	2	1	1	-	0	2	4	2	2	1	1	-	0	2	6	6	6
2006-07	4	2	2	-	0	4	8	14	2	2	0	-	0	4	7	5	2	0	2	-	0	0	1	9	9
2005-06	4	2	2	-	0	4	10	12	2	1	1	-	0	2	7	8	2	1	1	-	0	2	3	4	4
2004-05	DID NOT PLAY																								
2003-04	4	3	1	0	0	6	10	7	2	1	1	0	0	2	5	4	2	2	0	0	0	4	5	3	3
2002-03	4	3	1	0	0	6	15	9	2	2	0	0	0	4	8	3	2	1	1	0	0	2	7	6	6
2001-02	4	2	2	0	0	4	10	9	2	1	1	0	0	2	9	8	2	1	1	0	0	2	1	1	1
2000-01	4	1	2	0	1	3	12	17	2	0	1	0	1	1	7	9	2	1	1	0	0	2	5	8	8
1999-00	4	0	1	2	1	3	13	17	2	0	1	1	0	1	5	8	2	0	0	1	1	2	8	9	9
1998-99	4	1	3	0	-	2	11	20	2	1	1	0	-	2	8	13	2	0	2	0	-	0	3	7	7
1997-98	6	3	2	1	-	7	17	14	3	2	0	1	-	5	10	5	3	1	2	0	-	2	7	9	9
1996-97	5	5	0	0	-	10	22	12	2	2	0	0	-	4	9	4	3	3	0	0	-	6	13	8	8
1995-96	5	2	2	1	-	5	18	19	3	1	1	1	-	3	11	12	2	1	1	0	-	2	7	7	7
1994-95	4	0	3	1	-	1	10	15	2	0	2	0	-	0	3	6	2	0	1	1	-	1	7	9	9
1993-94	5	2	3	0	-	4	19	19	2	1	1	0	-	2	7	6	3	1	2	0	-	2	12	13	13
1992-93	3	1	2	0	-	2	14	12	1	0	1	0	-	0	4	5	2	1	1	0	-	2	10	7	7
TOTALS	95	43	41	5	5	96	277	298	46	22	18	3	3	50	142	137	43	21	24	2	2	46	135	161	161

2017-18 SEASON SUMMARY

WON: 2 LOST: 0 OT: 1

AT TAMPA BAY LIGHTNING

DATE	TEAM	OPPONENT	ATTEND	GOALTENDERS	W GOAL
2 Nov '17*	Lightning 1	Rangers 2	19,092	Vasilevskiy vs. Lundqvist	J.T. Miller
8 Mar '18	Lightning 5	Rangers 3	19,092	Vasilevskiy vs. Georgiev, Lundqvist	Chris Kunitz

* Overtime
 ** Shootout

AT NEW YORK RANGERS

DATE	TEAM	OPPONENT	ATTEND	GOALTENDERS	W GOAL
30 Mar '18	Lightning 7	Rangers 3	18,006	Domingue vs. Pavelec	Cedric Paquette

GOALS BY PERIOD

	1ST	2ND	3RD	OT	TOTAL
LIGHTNING	2	6	5	0	13
RANGERS	2	1	4	1	8

SHOTS BY PERIOD

	1ST	2ND	3RD	OT	TOTAL
LIGHTNING	42	46	35	0	123
RANGERS	26	37	32	1	96

INDIVIDUAL SCORING

TAMPA BAY LIGHTNING

Player	GP	G	A	P	+/-	PIM	PP	SH	
Cirelli	2	1	3	4	4	0	0	0	
Kunitz	3	1	3	4	2	2	0	0	
Paquette	2	3	1	4	2	0	0	0	
Gourde	3	1	2	3	0	2	0	1	
Hedman	3	0	3	3	5	2	0	0	
Killorn	3	1	2	3	3	2	0	0	
Point	3	2	1	3	0	0	0	0	
Sergachev	3	0	3	3	2	2	0	0	
Miller	2	1	1	2	0	2	1	0	
Callahan	2	0	1	1	0	7	0	0	
Conacher	1	0	1	1	1	0	0	0	
Erne	1	1	0	1	3	0	0	0	
Girardi	3	1	0	1	-1	2	1	0	
Johnson	3	1	0	1	-1	0	0	0	
Kucherov	3	0	1	1	-2	0	0	0	
Brown	1	0	0	0	0	5	0	0	
Coburn	2	0	0	0	0	0	0	0	
Dotchin	2	0	0	0	2	0	0	0	
Dumont	1	0	0	0	0	0	0	0	
Koekkoek	1	0	0	0	-1	0	0	0	
McDonagh	1	0	0	0	0	0	0	0	
Namestnikov	1	0	0	0	2	0	0	0	
Palat	2	0	0	0	1	0	0	0	
Stamkos	3	0	0	0	-3	21	0	0	0
Stralman	3	0	0	0	0	0	0	0	

Power Play: 2-10 (20%)
 Penalty Killing: 9-9 (100.0%)

NEW YORK RANGERS

Player	GP	G	A	P	+/-	PIM	PP	SH
Hayes	3	1	2	3	-1	0	0	0
Spooner	2	1	2	3	-2	0	0	0
Fast	2	0	2	2	-2	0	0	0
Kreider	3	2	0	2	0	6	0	0
Skjei	3	1	1	2	-3	0	0	0
Zibanejad	3	0	2	2	-1	0	0	0
Zuccarello	3	1	1	2	0	4	0	0
Buchnevich	3	0	1	1	-1	7	0	0
Chytil	1	1	0	1	0	0	0	0
Desharnais	3	0	1	1	-1	0	0	0
O'Gara	2	0	1	1	1	0	0	0
Miller	1	1	0	1	1	0	0	0
Shattenkirk	1	0	1	1	0	2	0	0
Andersson	1	0	0	0	-2	0	0	0
Carey	1	0	0	0	-2	0	0	0
DeAngelo	1	0	0	0	1	0	0	0
Gilmour	2	0	0	0	-3	2	0	0
Grabner	1	0	0	0	0	0	0	0
Holden	1	0	0	0	0	0	0	0
Kampfner	1	0	0	0	0	10	0	0
McDonagh	1	0	0	0	1	2	0	0
McLeod	1	0	0	0	-2	0	0	0
Namestnikov	2	0	0	0	0	6	0	0
Nash	1	0	0	0	0	0	0	0
Nieves	1	0	0	0	0	0	0	0
Prionk	2	0	0	0	-1	2	0	0
Sproul	1	0	0	0	-1	0	0	0
Staal	3	0	0	0	-1	0	0	0
Vesey	3	0	0	0	0	0	0	0

Power Play: 0-9 (0.0%)
 Penalty Killing: 8-10 (80%)

GOALTENDING

TAMPA BAY LIGHTNING

GOALIE	GP	MIN	W-L-OT	SO	GA	SA	SV	GAA	SV%
Domingue	1	60	1-0-0	0	3	31	28	3.00	.903
Vasilevskiy	2	121	1-0-1	0	5	65	60	2.48	.923

NEW YORK RANGERS

GOALIE	GP	MIN	W-L-OT	SO	GA	SA	SV	GAA	SV%
Georgiev	1	25	0-0-0	0	1	14	13	2.35	.929
Lundqvist	2	94	1-1-0	0	5	59</			

OTTAWA SENATORS



1000 Palladium Drive
Ottawa, Ontario K2V 1A5, Canada
Phone: (613) 599-0250
Website: senators.nhl.com
Team Colors: Red, Black, Gold, White
Inaugural Season: 1992-93
Arena: Canadian Tire Centre (19,153)
Stanley Cup Titles: None
Television: TSN (English), Réseau des sports (French)
Radio: CFGO-AM 1200 (English), CJFO-FM 94.5 (French)
General Manager: Pierre Dorion
Head Coach: Guy Boucher
Associate/Assistant Coach: Marc Crawford, Rob Cookson, Martin Raymond,
Media & Communications Managers: Brian Morris, Chris Moore

2018-2019 SCHEDULE

DATE	SITE	TIME
November 4	Ottawa	7:00 PM
November 10	Tampa Bay	4:00 PM
March 2	Tampa Bay	4:00 PM
April 1	Ottawa	7:30 PM

ALL-TIME SERIES

SEASON	OVERALL					HOME					ROAD													
	GP	W	L	T	OTL	PTS	GF	GA	GP	W	L	T	OTL	PTS	GF	GA	GP	W	L	T	OTL	PTS	GF	GA
2017-18	4	2	2	-	0	4	15	19	2	1	1	-	0	2	8	10	2	1	1	-	0	2	7	9
2016-17	4	3	1	-	0	6	13	8	2	1	1	-	0	2	7	6	2	2	0	-	0	4	6	2
2015-16	4	3	1	-	0	6	14	9	2	2	0	-	0	4	9	3	2	1	1	-	0	2	5	6
2014-15	4	2	0	-	2	6	11	7	2	1	0	-	1	3	6	3	2	1	0	-	1	3	5	4
2013-14	3	1	-	1	7	18	17	3	2	0	-	1	5	10	8	2	1	1	-	0	2	8	9	
2012-13	3	2	1	-	0	4	12	11	2	2	0	-	0	4	9	6	1	0	1	-	0	0	3	5
2011-12	4	0	4	-	0	0	6	19	2	0	2	-	0	0	3	11	2	0	2	-	0	0	3	8
2010-11	4	2	1	-	1	5	10	8	2	1	1	-	0	2	6	4	2	1	0	-	1	3	4	4
2009-10	4	2	1	-	1	5	11	15	2	2	0	-	0	4	8	5	2	0	1	-	1	1	3	10
2008-09	4	1	2	-	1	3	4	10	2	1	1	-	0	2	3	5	2	0	1	-	1	1	1	5
2007-08	4	2	1	-	1	5	12	15	2	1	1	-	0	2	7	11	2	1	0	-	1	3	5	4
2006-07	4	2	2	-	0	4	11	15	2	1	1	-	0	2	5	8	2	1	1	-	0	2	6	7
2005-06	4	0	4	-	0	0	6	16	2	0	2	-	0	0	1	8	2	0	2	-	0	0	5	8
2004-05	DID NOT PLAY																							
2003-04	4	0	3	0	1	1	9	17	2	0	1	0	1	1	5	9	2	0	2	0	0	0	4	8
2002-03	4	2	2	0	0	4	11	16	2	1	1	0	0	2	9	8	2	1	1	0	0	2	2	8
2001-02	4	0	3	1	0	1	8	14	2	0	1	1	0	1	5	6	2	0	2	0	0	0	3	8
2000-01	4	0	4	0	0	0	0	5	2	0	2	0	0	0	2	11	2	0	2	0	0	0	3	11
1999-00	4	2	2	0	0	4	15	22	2	2	0	0	0	4	11	7	2	0	2	0	0	0	4	11
1998-99	4	0	3	1	-	1	10	22	2	0	1	1	-	1	6	8	2	0	2	0	-	0	4	14
1997-98	4	1	3	0	-	2	8	11	2	0	2	0	-	0	4	8	2	1	1	0	-	2	4	3
1996-97	4	2	2	0	-	4	14	13	2	1	1	0	-	2	7	5	2	1	1	0	-	2	7	8
1995-96	4	2	2	0	-	4	11	13	2	1	1	0	-	2	8	8	2	1	1	0	-	2	3	5
1994-95	4	1	3	0	-	2	8	14	2	0	2	0	-	0	4	6	2	1	1	0	-	2	4	8
1993-94	4	4	0	0	-	8	17	6	2	2	0	0	-	4	8	4	2	2	0	0	-	4	9	2
1992-93	2	2	0	0	-	4	4	2	1	1	0	0	-	2	1	0	1	1	0	0	-	2	3	2
TOTALS	96	40	46	2	8	90	263	337	50	23	22	2	3	51	152	168	48	14	26	0	5	39	111	169

SERIES INFORMATION

Last Lightning Win: Feb. 22, 2018 (Lightning 4 @ Ottawa 3)
Last Ottawa Win: Mar. 13, 2018 (Ottawa 7 @ Lightning 4)
Last Tie: Feb. 4, 2002 (Lightning 4 vs. Ottawa 4)
Last Lightning Overtime Win: Mar. 14, 2017 (Lightning 2 @ Ottawa 1)
Last Ottawa Overtime Win: Apr. 2, 2015 (Lightning 1 @ Ottawa 2)
Last Lightning Shootout Win: Dec. 21, 2017 (Ottawa 3 @ Lightning 4)
Last Ottawa Shootout Win: Oct. 11, 2014 (Ottawa 3 @ Lightning 2)
Last Lightning Shutout: Jan. 19, 2008 (Lightning 2 @ Ottawa 0)
Last Ottawa Shutout: Feb. 14, 2012 (Ottawa 4, Lightning 0)
Last Lightning Win at Home: Dec. 21, 2017 (Ottawa 3 @ Lightning 4, SO)
Last Ottawa Win at Home: Jan. 6, 2018 (Lightning 3 @ Ottawa 6)
Last Lightning Win at Ottawa: Feb. 22, 2018 (Lightning 3 @ Ottawa 4)
Last Ottawa Win at Tampa Bay: Mar. 13, 2018 (Ottawa 7 @ Lightning 4)
Most Goals by Lightning: 6, 4x, Last: Jan. 25, 2013 (Lightning 6 vs. Ottawa 4)
Most Goals by Ottawa: 9, Mar. 8, 1999 (Lightning 3 @ Ottawa 9)
Most Goals by Both Teams: 12, 2x, Last: Jan. 24, 2008 (Lightning 4 vs. Ottawa 8)
Last Lightning Hat Trick: J.T. Miller, Mar. 13, 2018 (Ottawa 7 @ Lightning 4)
Last Ottawa Hat Trick: Milan Michalek, Mar. 6, 2012 (Ottawa 7 @ Lightning 3)

2017-18 SEASON SUMMARY

WON: 2 LOST: 2 OT: 0

AT TAMPA BAY LIGHTNING

DATE	TEAM	OPPONENT	ATTEND	GOALTENDERS	W GOAL
21 Dec '17**	Lightning 4	Senators 3	19,092	Vasilevskiy vs. Anderson	Brayden Point
13 Mar '18	Lightning 4	Senators 7	19,092	Budaj, Vasilevskiy vs. Condon	Mike Hoffman

* Overtime
** Shootout

AT OTTAWA SENATORS

DATE	TEAM	OPPONENT	ATTEND	GOALTENDERS	W GOAL
6 Jan '18	Lightning 3	Senators 6	16,247	Vasilevskiy vs. Anderson	Mark Stone
22 Feb '18	Lightning 4	Senators 3	16,204	Domingue vs. Anderson	Brayden Point

GOALS BY PERIOD

	1ST	2ND	3RD	OT	TOTAL
LIGHTNING	3	9	2	0	14
SENATORS	8	4	7	0	19

SHOTS BY PERIOD

	1ST	2ND	3RD	OT	TOTAL
LIGHTNING	44	70	37	5	156
SENATORS	51	39	33	0	123

INDIVIDUAL SCORING

TAMPA BAY LIGHTNING

Player	GP	G	A	P	+/-	PIM	PP	SH
Kucherov	4	0	8	8	1	2	0	0
Hedman	4	2	3	5	4	2	0	0
Gourde	4	2	2	4	2	4	1	0
Killorn	4	1	3	4	2	0	0	0
Stamkos	4	0	4	4	1	2	0	0
Johnson	4	1	2	3	1	2	0	0
Miller	1	3	0	3	0	0	2	0
Namestnikov	3	2	1	3	-1	0	0	0
Conacher	2	0	1	1	0	0	0	0
Koekkoek	2	1	0	1	1	2	0	0
Kunitz	4	0	1	1	-2	0	0	0
McDonagh	1	1	0	1	1	0	0	0
Point	4	1	0	1	1	0	0	0
Sergachev	4	0	1	1	-5	2	0	0
Brown	1	0	0	0	0	5	0	0
Callahan	3	0	0	0	-3	2	0	0
Cirelli	1	0	0	0	-1	2	0	0
Coburn	3	0	0	0	-5	4	0	0
Dotchin	3	0	0	0	-2	6	0	0
Erne	2	0	0	0	-2	5	0	0
Girardi	4	0	0	0	-1	0	0	0
Palat	2	0	0	0	-2	0	0	0
Paquette	4	0	0	0	-5	0	0	0
Stralman	4	0	0	0	-2	2	0	0

Power Play: 3-15 (20%)
Penalty Killing: 9-13 (69.2%)

OTTAWA SENATORS

Player	GP	G	A	P	+/-	PIM	PP	SH
Karlsson	4	1	6	7	4	4	0	0
Stone	3	1	5	6	1	0	0	0
Brassard	3	2	3	5	2	2	2	0
Dzingel	4	4	1	5	3	2	1	0
Ceci	4	1	3	4	0	0	0	0
Duchene	4	1	2	3	-2	0	0	0
Ryan	4	1	2	3	0	0	0	0
Borowiecki	2	1	1	2	0	4	0	0
Gaborik	2	1	1	2	0	2	1	0
Hoffman	4	2	0	2	-1	2	0	0
Pageau	4	1	1	2	3	0	0	0
Pyatt	4	1	1	2	2	0	0	0
Burgdoerfer	1	0	1	1	2	0	0	0
Burrows	3	0	1	1	1	2	0	0
Chabot	4	0	1	1	3	0	0	0
Claesson	1	0	1	1	-2	0	0	0
Oduya	3	0	1	1	2	2	0	0
Paajarvi	2	1	0	1	0	2	0	0
Smith	4	1	0	1	1	8	0	0
Dumont	1	0	0	0	0	2	0	0
Harpur	4	0	0	0	-1	7	0	0
McCormick	1	0	0	0	0	5	0	0
O'Brien	1	0	0	0	0	0	0	0
Paul	1	0	0	0	0	0	0	0
Phaneuf	1	0	0	0	0	0	0	0
Shore	1	0	0	0	1	0	0	0
Thompson	1	0	0	0	-1	0	0	0
White	1	0	0	0	0	0	0	0

Power Play: 4-13 (30.8%)
Penalty Killing: 12-15 (80%)

GOALTENDING

TAMPA BAY LIGHTNING

GOALIE	GP	MIN	W-L-OT	SO	GA	SA	SV	GAA	SV%
Budaj	1	20	0-0-0	0	1	4	3	3.00	.750
Domingue	1	60	1-0-0	0	3	36	33	3.00	.917
Vasilevskiy	3	162	1-2-0	0	15	83	68	5.54	.819

OTTAWA SENATORS

GOALIE	GP	MIN	W-L-OT	SO	GA	SA	SV	GAA	SV%
Anderson	3	183	1-1-1	0	10	110	100	3.29	.909
Condon	1	60	1-0-0	0	4	46	42	4.00	.913

PHILADELPHIA FLYERS



3601 South Broad Street
Philadelphia, Pennsylvania 19148
Phone: 215-218-7825
Website: flyers.nhl.com
Team Colors: Orange, Black, White
Inaugural Season: 1967-68
Arena: Wells Fargo Center (19,541)
Stanley Cup Titles: 2 (1974, 1975)
Television: Comcast SportsNet Philadelphia
Radio: WPEN-FM 97.5
General Manager: Ron Hextall
Head Coach: Dave Hakstol
Assistant Coaches: Gord Murphy, Kris Knoblauch, Ian Laperrriere
Media & Communications Managers: Zack Hill, Joe Sivilie, Brian Smith

SERIES INFORMATION

Last Lightning Win: Mar. 3, 2018 (Philadelphia 6 @ Lightning 7, SO)
Last Philadelphia Win: Dec. 29, 2017 (Lightning 3 @ Philadelphia 5)
Last Tie: Mar. 18, 2002 (Lightning 3 @ Philadelphia 3)
Last Lightning Overtime Win: Oct. 8, 2015 (Philadelphia 2 @ Lightning 3)
Last Philadelphia Overtime Win: Dec. 2, 2008 (Lightning 3 @ Philadelphia 4)
Last Lightning Shootout Win: Mar. 3, 2018 (Philadelphia 6 @ Lightning 7)
Last Philadelphia Shootout Win: Feb. 15, 2011 (Philadelphia 4 @ Lightning 3)
Last Lightning Shutout: Nov. 19, 2016 (Lightning 3 @ Philadelphia 0)
Last Philadelphia Shutout: Dec. 1, 2001 (Lightning 0 @ Philadelphia 2)
Last Lightning Win at Home: Mar. 3, 2018 (Philadelphia 6 @ Lightning 7, SO)
Last Philadelphia Win at Home: Jan. 7, 2017 (Lightning 2 @ Philadelphia 4)
Last Lightning Win at Philadelphia: Jan. 25, 2018 (Lightning 5 @ Philadelphia 1)
Last Philadelphia Win at Tampa Bay: Dec. 29, 2017 (Philadelphia 5 @ Lightning 3)
Most Goals by Lightning: 8, Nov. 18, 2010 (Lightning 8 @ Philadelphia 7)
Most Goals by Philadelphia: 7, 4x, last: Jan. 12, 2015 (Lightning 3 @ Philadelphia 7)
Most Goals by Both Teams: 15, Nov. 18, 2010 (Lightning 8 @ Philadelphia 7)
Last Lightning Hat Trick: Steven Stamkos, Nov. 18, 2010 (Lightning 8 @ Philadelphia 7)
Last Philadelphia Hat Trick: John LeClair, Dec. 6, 2000 (Lightning 3 @ Philadelphia 6)

2018-2019 SCHEDULE

DATE	SITE	TIME
November 17	Philadelphia	1:00 PM
December 27	Tampa Bay	7:30 PM
February 19	Philadelphia	7:00 PM

ALL-TIME SERIES

SEASON	OVERALL						HOME						ROAD											
	GP	W	L	T	OTL	PTS	GF	GA	GP	W	L	T	OTL	PTS	GF	GA	GP	W	L	T	OTL	PTS	GF	GA
2017-18	3	2	1	-	0	4	15	12	2	1	1	-	0	2	10	11	1	1	0	-	0	2	5	1
2016-17	3	2	1	-	0	4	9	6	1	1	0	-	0	2	4	2	2	1	1	-	0	2	5	4
2015-16	3	1	2	-	0	2	6	9	2	1	1	-	0	2	4	5	1	0	1	-	0	0	2	4
2014-15	3	2	1	-	0	4	10	11	1	1	0	-	0	2	4	3	2	1	1	-	0	2	6	8
2013-14	3	3	0	-	0	6	14	7	2	2	0	-	0	4	8	4	1	1	0	-	0	2	6	3
2012-13	-	-	-	-	-	-	-	-	-	-	-	-	-	-	-	-	-	-	-	-	-	-	-	-
2011-12	4	3	1	-	0	6	14	10	2	2	0	-	0	4	7	2	2	1	1	-	0	2	7	8
2010-11	4	3	0	-	1	7	18	12	2	1	0	-	1	3	7	3	2	2	0	-	0	4	11	9
2009-10	4	0	4	-	0	0	7	22	2	0	2	-	0	0	4	12	2	0	2	-	0	0	3	10
2008-09	4	2	1	-	1	5	10	12	2	1	1	-	0	2	5	7	2	1	0	-	1	3	5	5
2007-08	4	2	2	-	0	4	14	12	2	1	1	-	0	2	7	6	2	1	1	-	0	2	7	6
2006-07	4	3	1	-	0	6	15	10	2	1	1	-	0	2	7	5	2	2	0	-	0	4	8	5
2005-06	4	4	0	-	0	8	21	7	2	2	0	-	0	4	11	5	2	2	0	-	0	4	10	2
2004-05	-	-	-	-	-	-	-	-	-	-	-	-	-	-	-	-	-	-	-	-	-	-	-	-
2003-04	4	4	0	0	0	8	18	8	2	2	0	0	0	4	11	3	2	2	0	0	0	4	7	5
2002-03	4	1	3	0	0	2	8	10	2	0	2	0	0	0	3	7	2	1	1	0	0	2	5	3
2001-02	4	0	3	1	0	1	6	11	2	0	2	0	0	0	3	6	2	0	1	1	0	1	3	5
2000-01	4	1	2	1	0	3	7	12	2	1	1	0	0	2	4	6	2	0	1	1	0	1	3	6
1999-00	4	1	2	0	1	3	7	12	2	1	0	0	1	3	6	4	2	0	2	0	0	0	1	8
1998-99	4	1	2	1	-	3	10	14	2	1	1	0	-	2	6	6	2	0	1	1	-	1	4	8
1997-98	6	0	5	1	-	1	9	27	3	0	2	1	-	1	6	14	3	0	3	0	-	0	3	13
1996-97	5	2	2	1	-	5	13	10	3	1	2	0	-	2	9	8	2	1	0	1	-	3	4	2
1995-96	5	1	2	2	-	4	9	12	2	1	1	0	-	2	6	5	3	0	1	2	-	2	3	7
1994-95	4	0	4	0	-	0	11	17	2	0	2	0	-	0	5	9	2	0	2	0	-	0	6	8
1993-94	5	1	3	1	-	3	13	17	3	1	2	0	-	2	8	9	2	0	1	1	-	1	5	8
1992-93	2	1	1	0	-	2	6	7	1	1	0	0	-	2	4	1	1	0	1	0	-	0	2	6
TOTALS	94	40	43	8	3	91	270	287	48	23	22	1	2	49	149	143	46	17	21	7	1	42	121	143

2017-18 SEASON SUMMARY

WON: 2 LOST: 1 OT: 0

AT TAMPA BAY LIGHTNING

DATE	TEAM	OPPONENT	ATTEND	GOALTENDERS	W GOAL
29 Dec '17	Lightning 3	Flyers 5	19,092	Budaj, Vasilevskiy vs. Elliot	Brandon Manning
3 Mar '18**	Lightning 7	Flyers 6	19,092	Vasilevskiy vs. Mrazek	Brayden Point

* Overtime
** Shootout

AT PHILADELPHIA FLYERS

DATE	TEAM	OPPONENT	ATTEND	GOALTENDERS	W GOAL
25 Jan '18	Lightning 5	Flyers 1	19,489	Vasilevskiy vs. Neuvirth	Yanni Gourde

GOALS BY PERIOD

	1ST	2ND	3RD	OT	TOTAL
LIGHTNING	2	6	6	0	14
FLYERS	3	4	5	0	12

SHOTS BY PERIOD

	1ST	2ND	3RD	OT	TOTAL
LIGHTNING	16	34	30	4	84
FLYERS	32	37	45	4	118

INDIVIDUAL SCORING

TAMPA BAY LIGHTNING

Player	GP	G	A	P	+/-	PIM	PP	SH
Kucherov	3	0	8	8	4	4	0	0
Stamkos	3	3	5	8	3	0	2	0
Hedman	2	2	3	5	0	2	0	0
Point	3	2	1	3	0	2	0	0
Girardi	3	1	1	2	4	2	0	0
Gourde	3	1	1	2	0	2	0	0
Johnson	3	1	1	2	0	2	0	1
Namestnikov	2	2	0	2	2	2	0	0
Callahan	2	1	0	1	1	0	0	1
Killorn	3	0	1	1	2	4	0	0
Miller	1	1	0	1	0	0	0	0
Palat	1	0	1	1	-1	0	0	0
Peca	1	0	1	1	2	0	0	0
Bournival	1	0	0	0	0	0	0	0
Cirelli	1	0	0	0	-1	2	0	0
Coburn	3	0	0	0	-1	2	0	0
Conacher	2	0	0	0	-1	2	0	0
Dotchin	2	0	0	0	3	0	0	0
Erne	1	0	0	0	-1	0	0	0
Koekkoek	2	0	0	0	1	0	0	0
Kunitz	3	0	0	0	-1	0	0	0
Paquette	2	0	0	0	0	0	0	0
Sergachev	2	0	0	0	-2	2	0	0
Stralman	2	0	0	0	4	0	0	0
Sustr	3	0	0	0	-1	2	0	0

Power Play: 2-5 (40%)
Penalty Killing: 11-15 (73.3%)

PHILADELPHIA FLYERS

Player	GP	G	A	P	+/-	PIM	PP	SH
Giroux	3	1	5	6	-1	2	0	0
Voracek	3	1	4	5	0	2	0	0
Couturier	3	1	3	4	-1	0	0	0
Filppula	3	1	2	3	-1	2	0	0
Konecny	3	1	2	3	0	0	1	0
Provorov	3	1	2	3	0	0	0	0
Patrick	3	1	1	2	0	0	1	0
Simmonds	2	1	1	2	-4	0	1	0
Gostisbehere	3	1	0	1	0	0	1	0
Hagg	3	1	0	1	-1	0	0	0
Laughton	3	0	1	1	-2	10	0	0
Lehtera	3	1	0	1	0	0	0	0
Manning	3	1	0	1	-1	0	0	0
Weal	3	0	1	1	-2	0	0	0
Goulbourne	1	0	0	0	-1	0	0	0
Gudas	3	0	0	0	0	0	0	0
Leier	1	0	0	0	-1	0	0	0
Lindblom	1	0	0	0	1	0	0	0
MacDonald	3	0	0	0	-4	2	0	0
Raffl	3	0	0	0	-2	2	0	0
Weise	1	0	0	0	0	2	0	0

Power Play: 4-15 (26.7%)
Penalty Killing: 3-5 (60%)

GOALTENDING

TAMPA BAY LIGHTNING

GOALIE	GP	MIN	W-L-OT	SO	GA	SA	SV	GAA	SV%
Budaj	1	50	0-1-0	0	4	33	29	4.76	.879
Vasilevskiy	3	133	2-0-0	0	7	84	77	3.15	.917

PHILADELPHIA FLYERS

GOALIE	GP	MIN	W-L-OT	SO	GA	SA	SV	GAA	SV%
Elliot	1	60	1-0-0	0	3	27	24	3.00	.889
Mrazek	1	65	0-0-1	0	6	35	29	5.54	.829
Neuvirth	1	59	0-1-0	0	5	22	17	5.06	.773

PITTSBURGH PENGUINS



1001 Fifth Avenue
 Pittsburgh, Pennsylvania 15219
 Phone: (412) 642-1300
 Website: penguins.nhl.com
 Team Colors: Black, Gold, White
 Inaugural Season: 1967-68
 Arena: Consol Energy Center (18,387)
 Stanley Cup Titles: 4 (1991, 1992, 2009, 2016, 2017)
 Television: Root Sports Pittsburgh
 Radio: WXDZ-FM 105.9
 General Manager: Jim Rutherford
 Head Coach: Mike Sullivan
 Assistant Coaches: Sergei Gonchar, Jacques Martin, Mark Recchi
 Media & Communications Managers: Jennifer Bullano, Jason Seidling

2018-2019 SCHEDULE

DATE	SITE	TIME
November 15	Pittsburgh	7:00 PM
January 30	Pittsburgh	8:00 PM
February 9	Tampa Bay	7:00 PM

ALL-TIME SERIES

SEASON	OVERALL					HOME					ROAD																					
	GP	W	L	T	OTL	PTS	GF	GA	GP	W	L	T	OTL	PTS	GF	GA	GP	W	L	T	OTL	PTS	GF	GA								
2017-18	3	2	1	-	0	4	14	10	2	2	0	-	0	4	12	5	1	0	1	-	0	0	2	5								
2016-17	3	0	3	-	0	0	7	15	1	0	1	-	0	0	3	4	2	0	2	-	0	0	4	11								
2015-16	3	3	0	-	0	6	15	9	2	2	0	-	0	4	11	7	1	1	0	-	0	2	4	2								
2014-15	3	1	2	-	0	2	9	13	1	1	0	-	0	2	4	3	2	0	2	-	0	0	5	10								
2013-14	3	0	2	-	1	1	7	12	2	0	2	-	0	0	4	8	1	0	0	-	1	1	3	4								
2012-13	3	0	3	-	0	0	9	15	1	0	1	-	0	0	3	6	2	0	2	-	0	0	6	9								
2011-12	4	1	3	-	0	2	10	19	2	1	1	-	0	2	7	7	2	0	2	-	0	0	3	12								
2010-11	4	2	2	-	0	4	9	17	2	2	0	-	0	4	7	4	2	0	2	-	0	0	2	13								
2009-10	4	2	2	-	0	4	7	7	2	1	1	-	0	2	4	3	2	1	1	-	0	2	3	4								
2008-09	4	1	2	-	1	3	8	13	2	0	2	-	0	0	5	9	2	1	0	-	1	3	3	4								
2007-08	4	1	3	-	0	2	6	10	2	0	2	-	0	0	1	6	2	0	1	-	0	2	5	4								
2006-07	4	4	0	-	0	8	14	8	2	2	0	-	0	4	8	3	2	2	0	-	0	4	6	5								
2005-06	4	4	0	-	0	8	13	6	2	2	0	-	0	4	5	1	2	2	0	-	0	4	8	5								
2004-05									DID NOT PLAY																							
2003-04	4	4	0	0	0	8	23	4	2	2	0	0	0	4	14	1	2	2	0	0	0	4	9	3								
2002-03	4	1	2	1	0	3	12	12	2	1	1	0	0	2	6	4	2	0	1	1	0	1	6	8								
2001-02	4	2	1	0	1	5	9	11	2	2	0	0	0	4	7	4	2	0	1	0	1	1	2	7								
2000-01	4	1	2	1	0	3	10	9	2	1	0	1	0	3	6	2	2	0	2	0	0	0	4	7								
1999-00	4	3	1	0	0	6	14	10	2	2	0	0	0	4	4	2	2	1	1	0	0	2	10	8								
1998-99	5	1	4	0	-	2	10	15	3	1	2	0	-	2	6	7	2	0	2	0	-	0	4	8								
1997-98	4	0	3	1	-	1	4	14	2	0	2	0	-	0	2	8	2	0	1	1	-	1	2	6								
1996-97	4	2	1	1	-	5	16	18	2	1	0	1	-	3	9	8	2	1	1	0	-	2	7	10								
1995-96	4	1	3	0	-	2	9	18	2	1	1	0	-	2	8	6	2	0	2	0	-	0	1	12								
1994-95	3	1	2	0	-	2	10	13	1	0	1	0	-	0	3	5	2	1	1	0	-	2	7	8								
1993-94	4	1	3	0	-	2	10	18	2	1	1	0	-	2	6	8	2	0	2	0	-	0	4	10								
1992-93	2	0	1	1	-	1	7	8	1	0	1	0	-	0	4	5	1	0	0	1	-	1	3	3								
TOTALS	89	36	45	5	3	80	248	294	44	23	19	2	0	48	137	121	45	13	26	3	3	32	111	173								

SERIES INFORMATION

Last Lightning Win: Oct. 21, 2017 (Pittsburgh 1 @ Lightning 7)
 Last Pittsburgh Win: Nov. 25, 2017 (Lightning 2 @ Pittsburgh 5)
 Last Tie: Oct. 19, 2002 (Lightning 3 @ Pittsburgh 3)
 Last Lightning Overtime Win: Jan. 15, 2016 (Pittsburgh 4 @ Lightning 5, OT)
 Last Pittsburgh Overtime Win: Mar. 22, 2014 (Lightning 3 @ Pittsburgh 4)
 Last Lightning Shootout Win: Jan. 7, 2007 (Lightning 3 @ Pittsburgh 2)
 Last Pittsburgh Shootout Win: None
 Last Lightning Shutout: Mar. 31, 2010 (Lightning 2 @ Pittsburgh 0)
 Last Pittsburgh Shutout: Nov. 29, 2013 (Pittsburgh 3 @ Lightning 0)
 Last Lightning Win at Home: Oct. 21, 2017 (Pittsburgh 1 @ Lightning 7)
 Last Pittsburgh Win at Home: Nov. 25, 2017 (Lightning 2 @ Pittsburgh 5)
 Last Lightning Win at Pittsburgh: Feb. 20, 2016 (Lightning 4 @ Pittsburgh 2)
 Last Pittsburgh Win at Tampa Bay: Dec. 10, 2016 (Pittsburgh 4 @ Lightning 3)
 Most Goals by Lightning: 9, Nov. 8, 2003 (Pittsburgh 0 @ Lightning 9)
 Most Goals by Pittsburgh: 10, Nov. 1, 1995 (Lightning 0 @ Pittsburgh 10)
 Most Goals by Both Teams: 11, 2x, Last: Nov. 6, 1999 (Lightning 7 @ Pittsburgh 4)
 Last Lightning Hat Trick: Vladislav Namestnikov, Jan. 15, 2016
 (Pittsburgh 4 @ Lightning 5, OT)
 Last Pittsburgh Hat Trick: Sidney Crosby Oct. 12, 2013
 (Pittsburgh 5 @ Lightning 4)

2017-18 SEASON SUMMARY

WON: 2 LOST: 1 OT: 0

AT TAMPA BAY LIGHTNING

DATE	TEAM	OPPONENT	ATTEND	GOALTENDERS	W GOAL
12 Oct '17	Lightning 5	Penguins 4	19,092	Vasilevskiy vs. Niemi	Slater Koekkoek
21 Oct '17	Lightning 7	Penguins 1	19,092	Vasilevskiy vs. Niemi	Steven Stamkos

AT PITTSBURGH PENGUINS

DATE	TEAM	OPPONENT	ATTEND	GOALTENDERS	W GOAL
25 Nov '17	Lightning 2	Penguins 5	18,659	Budaj vs. Jarry	Sidney Crosby

GOALS BY PERIOD

	1ST	2ND	3RD	OT	TOTAL
LIGHTNING	5	7	2	0	14
PENGUINS	4	3	3	0	10

SHOTS BY PERIOD

	1ST	2ND	3RD	OT	TOTAL
LIGHTNING	43	42	16	0	101
PENGUINS	27	42	34	0	103

INDIVIDUAL SCORING

TAMPA BAY LIGHTNING

Player	GP	G	A	P	+/-	PIM	PP	SH
Killorn	3	0	6	6	4	0	0	0
Kucherov	3	3	2	5	-1	0	1	0
Stamkos	3	2	3	5	-1	0	2	0
Gourde	3	1	2	3	1	2	0	0
Namestnikov	3	0	3	3	-2	0	0	0
Sergachev	3	1	2	3	-1	2	1	0
Coburn	3	0	2	2	2	4	0	0
Hedman	3	1	1	2	2	0	1	0
Johnson	3	0	2	2	1	2	0	0
Koekkoek	3	2	0	2	1	2	0	0
Palat	3	1	1	2	1	2	1	0
Point	3	1	1	2	1	0	0	0
Stralman	3	1	1	2	3	2	0	0
Conacher	1	1	0	1	1	0	0	0
Kunitz	3	0	1	1	1	0	0	0
Callahan	3	0	0	1	1	2	0	0
Dotchin	2	0	0	0	1	2	0	0
Dumont	2	0	0	0	1	2	0	0
Girardi	3	0	0	0	-1	4	0	0
Paquette	1	0	0	0	0	4	0	0

Power Play: 6-16 (37.5%)
 Penalty Killing: 9-14 (64.3%)

PITTSBURGH PENGUINS

Player	GP	G	A	P	+/-	PIM	PP	SH
Kessel	3	2	3	5	-1	6	1	0
Rust	3	2	2	4	0	0	1	1
Crosby	3	2	1	3	-1	12	2	0
Guentzel	3	2	1	3	0	4	1	0
Letang	3	0	2	2	-2	4	0	0
Schultz	3	0	2	2	-2	2	0	0
Hornqvist	3	0	1	1	-3	2	0	0
Hunwick	2	1	0	1	0	4	0	0
Maatta	3	0	1	1	-2	0	0	0
McKegg	3	0	1	1	1	2	0	0
Ruhwedel	3	0	1	1	2	0	0	0
Sheahan	1	0	1	1	1	0	0	0
Sheary	3	1	0	1	2	0	0	0
Cole	1	0	0	0	-1	0	0	0
Dumoulin	3	0	0	0	-1	0	0	0
Hagelin	3	0	0	0	-1	2	0	0
Kuhnhackl	3	0	0	0	-2	0	0	0
Malkin	2	0	0	0	-4	0	0	0
Reaves	3	0	0	0	-1	4	0	0
Rowney	3	0	0	0	-1	2	0	0

Power Play: 5-14 (35.7%)
 Penalty Killing: 10-16 (62.5%)

GOALTENDING

TAMPA BAY LIGHTNING

GOALIE	GP	MIN	W-L-OT	SO	GA	SA	SV	GAA	SV%
Budaj	1	60	0-1-0	0	5	34	29	5.00	.853
Vasilevskiy	2	120	2-0-0	0	5	69	64	2.50	.928

PITTSBURGH PENGUINS

GOALIE	GP	MIN	W-L-OT	SO	GA	SA	SV	GAA	SV%
Jarry	1	60	1-0-0	0	2	35	33	2.00	.943
Niemi	2	119	0-2-0	0	12	66	54	6.06	.818

SAN JOSE SHARKS



525 West Santa Clara Street
San Jose, California 95113
Phone: (408) 287-7070
Website: sharks.nhl.com
Team Colors: Teal, Black, White, Orange
Inaugural Season: 1991-92
Arena: SAP Center at San Jose (17,562)
Stanley Cup Titles: None
Television: Comcast SportsNet California
Radio: KUFY-FM 98.5
General Manager: Doug Wilson
Head Coach: Peter DeBoer
Assistant Coaches: Rob Zettler, Steve Spott, Dave Barr, Johan Hedberg
Media & Communications Managers: Jim Sparaco, Ben Guerrero, Joanna Schimmel, Nick Carrillo

SERIES INFORMATION

Last Lightning Win: Dec. 2, 2017 (San Jose 2 @ Lightning 5)
Last San Jose Win: Jan. 19, 2017 (Lightning 1 @ San Jose 2)
Last Tie: Oct. 30, 2003 (San Jose 2 @ Lightning 2)
Last Lightning Overtime Win: Feb. 16, 2012 (San Jose 5 @ Lightning 6)
Last San Jose Overtime Win: None
Last Lightning Shootout Win: None
Last San Jose Shootout Win: None
Last Lightning Shutout: None
Last San Jose Shutout: Oct. 25, 2008 (San Jose 3 @ Lightning 0)
Last Lightning Win at Home: Dec. 2, 2017 (San Jose 2 @ Lightning 5)
Last San Jose Win at Home: Jan. 19, 2017 (Lightning 1 @ San Jose 2)
Last Lightning Win at San Jose: Nov. 8, 2017 (Lightning 5 @ San Jose 1)
Last San Jose Win at Tampa Bay: Nov. 12, 2016 (San Jose 3 @ Lightning 1)
Most Goals by Lightning: 7, Mar. 1, 1996 (San Jose 3 @ Lightning 7)
Most Goals by San Jose: 8, Feb. 8, 2000 (San Jose 8 @ Lightning 0)
Most Goals by Both Teams: 11, Feb. 16, 2012 (San Jose 5 @ Lightning 6, OT)
Last Lightning Hat Trick: Martin St. Louis, Jan. 18, 2014 (San Jose 5 @ Lightning 4)
Last San Jose Hat Trick: Joe Pavelski, Jan. 18, 2014 (San Jose 5 @ Lightning 4)

2018-2019 SCHEDULE

DATE	SITE	TIME
January 5	San Jose	11:00 PM
January 19	Tampa Bay	7:00 PM

ALL-TIME SERIES

SEASON	OVERALL					HOME					ROAD													
	GP	W	L	T	OTL	PTS	GF	GA	GP	W	L	T	OTL	PTS	GF	GA	GP	W	L	T	OTL	PTS	GF	GA
2017-18	2	2	0	-	0	4	10	3	1	1	0	-	0	2	5	2	1	1	0	-	0	2	5	1
2016-17	2	0	2	-	0	0	2	5	1	0	1	-	0	0	1	3	1	0	1	-	0	0	1	2
2015-16	2	1	1	-	0	2	6	7	1	0	1	-	0	0	2	4	1	1	0	-	0	2	4	3
2014-15	2	1	1	-	0	2	6	4	1	0	1	-	0	0	1	2	1	1	0	-	0	2	5	2
2013-14	2	0	2	-	0	0	5	10	1	0	1	-	0	0	4	5	1	0	1	-	0	0	1	5
2012-13	-	-	-	-	-	-	-	-	-	-	-	-	-	-	-	-	-	-	-	-	-	-	-	-
2011-12	2	1	1	-	0	2	8	12	1	1	0	-	0	2	6	5	1	0	1	-	0	0	2	7
2010-11	1	0	1	-	0	0	2	5	-	-	-	-	-	-	-	-	1	0	1	-	0	0	2	5
2009-10	1	1	0	-	0	2	5	2	1	1	0	-	0	2	5	2	-	-	-	-	-	-	-	-
2008-09	2	0	2	-	0	0	1	10	1	0	1	-	0	0	0	3	1	0	1	-	0	0	1	7
2007-08	-	-	-	-	-	-	-	-	-	-	-	-	-	-	-	-	-	-	-	-	-	-	-	-
2006-07	1	0	1	-	0	0	2	4	1	0	1	-	0	0	2	4	-	-	-	-	-	-	-	-
2005-06	1	0	1	-	0	0	1	3	-	-	-	-	-	-	-	-	1	0	1	-	0	0	1	3
2004-05	-	-	-	-	-	-	-	-	DID NOT PLAY					-	-	-	-	-	-	-	-	-	-	-
2003-04	1	0	0	1	0	1	2	2	1	0	0	1	0	1	2	2	-	-	-	-	-	-	-	-
2002-03	2	2	0	0	0	4	8	3	1	1	0	0	0	2	4	2	1	1	0	0	0	2	4	1
2001-02	2	1	1	0	0	2	7	6	1	1	0	0	0	2	4	2	1	0	1	0	0	0	3	4
2000-01	1	1	0	0	0	2	2	1	1	1	0	0	0	2	2	1	-	-	-	-	-	-	-	-
1999-00	2	0	1	1	0	1	3	11	1	0	1	0	0	0	0	8	1	0	0	1	0	1	3	3
1998-99	2	0	2	0	-	0	2	9	1	0	1	0	-	0	1	3	1	0	1	0	-	0	1	6
1997-98	2	1	1	0	-	2	3	4	1	1	0	0	-	2	2	1	1	0	1	0	-	0	1	3
1996-97	2	2	0	0	-	4	8	6	1	1	0	0	-	2	4	3	1	1	0	0	-	2	4	3
1995-96	2	2	0	0	-	4	13	7	1	1	0	0	-	2	6	4	1	1	0	0	-	2	7	3
1994-95	-	-	-	-	-	-	-	-	-	-	-	-	-	-	-	-	-	-	-	-	-	-	-	-
1993-94	2	1	1	0	-	2	4	3	1	0	1	0	-	0	1	2	1	1	0	0	-	2	3	1
1992-93	4	3	1	0	-	6	16	11	2	1	1	0	-	2	6	3	2	2	0	0	-	4	10	8
TOTALS	40	18	19	2	0	40	116	128	21	10	10	1	0	21	58	61	19	9	9	1	0	19	58	67

2017-18 SEASON SUMMARY

WON: 2 LOST: 0 OT: 0

AT TAMPA BAY LIGHTNING

DATE	TEAM	OPPONENT	ATTEND	GOALTENDERS	W GOAL
2 Dec '17	Lightning 5	Sharks 2	19,092	Vasilevskiy vs. Jones	Tyler Johnson

AT SAN JOSE SHARKS

DATE	TEAM	OPPONENT	ATTEND	GOALTENDERS	W GOAL
8 Nov '17	Lightning 5	Sharks 1	17,044	Vasilevskiy vs. Dell, Jones	Nikita Kucherov

GOALS BY PERIOD

	1ST	2ND	3RD	OT	TOTAL
LIGHTNING	1	4	5	0	10
SHARKS	2	0	1	0	3

SHOTS BY PERIOD

	1ST	2ND	3RD	OT	TOTAL
LIGHTNING	22	30	21	0	73
SHARKS	19	17	24	0	60

INDIVIDUAL SCORING

TAMPA BAY LIGHTNING

Player	GP	G	A	P	+/-	PIM	PP	SH
Kucherov	2	3	2	5	3	0	0	0
Gourde	2	0	3	3	3	2	0	0
Namestnikov	2	2	1	3	3	0	1	0
Stamkos	2	0	3	3	3	0	0	0
Johnson	2	2	0	2	0	0	1	0
Palat	2	0	2	2	2	0	0	0
Point	2	0	2	2	2	0	0	0
Conacher	1	1	0	1	0	0	0	0
Dotchin	1	1	0	1	1	0	0	0
Killorn	2	0	1	1	1	2	0	0
Koekkoek	2	1	0	1	1	2	0	0
Sergachev	2	0	1	1	1	0	0	0
Stralman	2	0	1	1	3	0	0	0
Brown	2	0	0	0	-1	0	0	0
Callahan	2	0	0	0	-1	0	0	0
Coburn	1	0	0	0	-1	0	0	0
Girardi	2	0	0	0	-1	0	0	0
Hedman	2	0	0	0	4	0	0	0
Kunitz	2	0	0	0	-1	0	0	0
Sustr	1	0	0	0	1	0	0	0

Power Play: 2-6 (33.3%)
Penalty Killing: 3-3 (100.0%)

SAN JOSE SHARKS

Player	GP	G	A	P	+/-	PIM	PP	SH
O'Regan	1	0	2	2	2	0	0	0
Braun	2	1	0	1	-2	0	0	0
Carpenter	1	0	1	1	2	0	0	0
Donskoi	1	1	0	1	0	2	0	0
Goodrow	2	1	0	1	1	0	0	0
Pavelski	2	0	1	1	-2	0	0	0
Thornton	2	0	1	1	-2	4	0	0
Boedker	1	0	0	0	-1	0	0	0
Burns	2	0	0	0	-2	0	0	0
Couture	2	0	0	0	-4	0	0	0
DeMelo	1	0	0	0	1	0	0	0
Dillon	2	0	0	0	-4	2	0	0
Hansen	2	0	0	0	-1	0	0	0
Heed	1	0	0	0	-1	2	0	0
Hertl	2	0	0	0	-3	0	0	0
Karlsson	1	0	0	0	-2	0	0	0
Labanc	1	0	0	0	-1	0	0	0
Meier	2	0	0	0	-1	0	0	0
Ryan	2	0	0	0	0	0	0	0
Tierney	2	0	0	0	-1	0	0	0
Vlasic	2	0	0	0	-2	0	0	0
Ward	2	0	0	0	-2	0	0	0

Power Play: 0-3 (0.0%)
Penalty Killing: 4-6 (66.7%)

GOALTENDING

TAMPA BAY LIGHTNING

GOALIE	GP	MIN	W-L-OT	SO	GA	SA	SV	GAA	SV%
Vasilevskiy	2	120	2-0-0	0	3	60	57	1.50	.950

SAN JOSE SHARKS

GOALIE	GP	MIN	W-L-OT	SO	GA	SA	SV	GAA	SV%
Dell	1	20	0-0-0	0	1	9	8	3.00	.889
Jones	2	100	0-2-0	0	9	64	55	5.40	.859

ST. LOUIS BLUES



1401 Clark Avenue
St. Louis, Missouri 63103
Phone: (314) 622-2500
Website: blues.nhl.com
Team Colors: Blue, Gold, Navy, White
Inaugural Season: 1967-68
Arena: Enterprise Center (19,150)
Stanley Cup Titles: None
Television: Fox Sports Midwest
Radio: KMOX-AM 1120
General Manager: Doug Armstrong
Head Coach: Mike Yeo
Associate/Assistant Coaches: Craig Berube, Mike Van Ryn, Steve Ott, Dan O'Neill, Lindy Noel, Brett Barczewski

Media & Communications Manager

SERIES INFORMATION

Last Lightning Win: Dec. 12, 2017 (Lightning 2 @ St. Louis 1)
Last St. Louis Win: Dec. 1, 2016 (Lightning 4 @ St. Louis 5)
Last Tie: Nov. 28, 2003 (St. Louis 2 @ Lightning 2)
Last Lightning Overtime Win: Feb. 6, 2011 (St. Louis 3 @ Lightning 4)
Last St. Louis Overtime Win: Feb. 3, 2015 (Lightning 1 @ St. Louis 2)
Last Lightning Shootout Win: None
Last St. Louis Shootout Win: None
Last Lightning Shutout: Dec. 12, 2017 (Lightning 3 @ St. Louis 0)
Last St. Louis Shutout: Oct. 27, 2015 (Lightning 0 @ St. Louis 2)
Last Lightning Win at Home: Oct. 14, 2017 (St. Louis 2 @ Lightning 1)
Last St. Louis Win at Home: Dec. 1, 2016 (Lightning 4 @ St. Louis 5)
Last Lightning Win at St. Louis: Dec. 12, 2017 (Lightning 3 @ St. Louis 0)
Last St. Louis Win at Tampa Bay: Dec. 22, 2016 (St. Louis 5 @ Lightning 2)
Most Goals by Lightning: 6, 2x, Last: Dec. 18, 2009 (Lightning 6 @ St. Louis 3)
Most Goals by St. Louis: 7, Dec. 23, 1993 (Lightning 4 @ St. Louis 7)
Most Goals by Both Teams: 11, 2x, Last: Dec. 23, 1993 (Lightning 4 @ St. Louis 7)
Last Lightning Hat Trick: None
Last St. Louis Hat Trick: Vladimir Tarasenko, Dec. 1, 2016 (Lightning 4 @ St. Louis 5)

2018-2019 SCHEDULE

DATE	SITE	TIME
February 7	Tampa Bay	7:30 PM
March 23	St. Louis	8:00 PM

ALL-TIME SERIES

SEASON	OVERALL							HOME							ROAD									
	GP	W	L	T	OTL	PTS	GF	GA	GP	W	L	T	OTL	PTS	GF	GA	GP	W	L	T	OTL	PTS	GF	GA
2017-18	2	2	0	-	0	4	5	1	1	1	0	-	0	2	2	1	1	1	0	-	0	2	3	0
2016-17	2	1	1	-	0	2	9	7	1	1	0	-	0	2	5	2	1	0	1	-	0	0	4	5
2015-16	2	0	2	-	0	0	1	4	1	0	1	-	0	0	1	2	1	0	1	-	0	0	0	2
2014-15	2	0	1	-	1	1	4	8	1	0	1	-	0	0	3	6	1	0	0	-	1	1	1	2
2013-14	2	1	1	-	0	2	6	6	1	1	0	-	0	2	4	2	1	0	1	-	0	0	2	4
2012-13	-	-	-	-	-	-	-	-	-	-	-	-	-	-	-	-	-	-	-	-	-	-	-	-
2011-12	2	0	2	-	0	0	1	6	1	0	1	-	0	0	1	3	1	0	1	-	0	0	0	3
2010-11	1	1	0	-	0	2	4	3	1	1	0	-	0	2	4	3	-	-	-	-	-	-	-	-
2009-10	1	1	0	-	0	2	6	3	-	-	-	-	-	-	-	-	1	1	0	-	0	2	6	3
2008-09	1	0	0	-	1	1	3	4	1	0	0	-	1	1	3	4	-	-	-	-	-	-	-	-
2007-08	1	1	0	-	0	2	5	4	-	-	-	-	-	-	-	-	1	1	0	-	0	2	5	4
2006-07	-	-	-	-	-	-	-	-	-	-	-	-	-	-	-	-	-	-	-	-	-	-	-	-
2005-06	1	1	0	-	0	2	5	4	1	1	0	-	0	2	5	4	-	-	-	-	-	-	-	-
2004-05	-	-	-	-	-	-	-	-	-	-	-	-	-	-	-	-	-	-	-	-	-	-	-	-
2003-04	2	0	0	1	1	2	5	6	1	0	0	1	0	1	2	2	1	0	0	0	1	1	3	4
2002-03	1	0	1	0	0	0	1	5	-	-	-	-	-	-	-	-	1	0	1	0	0	0	1	5
2001-02	1	1	0	0	0	2	4	3	1	1	0	0	0	2	4	3	-	-	-	-	-	-	-	-
2000-01	2	1	1	0	0	2	4	6	1	1	0	0	0	2	3	2	1	0	1	0	0	0	1	4
1999-00	1	0	1	0	0	0	1	5	1	0	1	0	0	0	1	5	-	-	-	-	-	-	-	-
1998-99	2	0	2	0	-	0	4	8	1	0	1	0	-	0	4	5	1	0	1	0	-	0	0	3
1997-98	2	0	1	1	-	1	4	5	1	0	0	1	-	1	2	2	1	0	1	0	-	0	2	3
1996-97	2	1	1	0	-	2	6	7	1	1	0	0	-	2	3	2	1	0	1	0	-	0	3	5
1995-96	2	0	2	0	-	0	3	5	1	0	1	0	-	0	2	3	1	0	1	0	-	0	1	2
1994-95	-	-	-	-	-	-	-	-	-	-	-	-	-	-	-	-	-	-	-	-	-	-	-	-
1993-94	2	1	1	0	-	2	8	10	1	1	0	0	-	2	4	3	1	0	1	0	-	0	4	7
1992-93	7	2	4	1	-	5	22	26	4	1	2	1	-	3	13	15	3	1	2	0	-	2	9	11
TOTALS	39	14	21	3	3	34	111	136	22	10	8	3	1	24	66	69	19	4	13	0	2	10	45	67

2017-18 SEASON SUMMARY

WON: 2 LOST: 0 OT: 0

AT TAMPA BAY LIGHTNING

DATE	TEAM	OPPONENT	ATTEND	GOALTENDERS	W GOAL
14 Oct '17	Lightning 2	Blues 1	19,092	Vasilevskiy vs. Allen	Nikita Kucherov

AT ST. LOUIS BLUES

DATE	TEAM	OPPONENT	ATTEND	GOALTENDERS	W GOAL
12 Dec '17	Lightning 3	Blues 0	18,290	Vasilevskiy vs. Allen	Brayden Point

GOALS BY PERIOD

	1ST	2ND	3RD	OT	TOTAL
LIGHTNING	1	1	3	0	5
BLUES	0	0	1	0	1

SHOTS BY PERIOD

	1ST	2ND	3RD	OT	TOTAL
LIGHTNING	15	25	12	0	52
BLUES	21	17	23	0	61

INDIVIDUAL SCORING

TAMPA BAY LIGHTNING

Player	GP	G	A	P	+/-	PIM	PP	SH
Johnson	2	2	1	3	1	0	1	0
Point	2	1	2	3	2	2	0	0
Kucherov	2	2	0	2	2	2	0	0
Sergachev	2	0	2	2	1	0	0	0
Hedman	2	0	1	1	2	0	0	0
Killorn	2	0	1	1	0	0	0	0
Namestnikov	2	0	1	1	2	0	0	0
Stamkos	2	0	1	1	2	0	0	0
Brown	1	0	0	0	0	0	0	0
Callahan	1	0	0	0	-1	0	0	0
Coburn	1	0	0	0	0	0	0	0
Conacher	1	0	0	0	0	0	0	0
Dotchin	2	0	0	0	0	0	0	0
Girarde	2	0	0	0	1	0	0	0
Gourde	2	0	0	0	0	0	0	0
Koekkoek	2	0	0	0	0	2	0	0
Kunitz	2	0	0	0	0	0	0	0
Palat	2	0	0	0	1	0	0	0
Paquette	2	0	0	0	0	2	0	0
Stralman	2	0	0	0	2	2	0	0

Power Play: 1-5 (20.0%)
Penalty Killing: 4-4 (100.0%)

ST. LOUIS BLUES

Player	GP	G	A	P	+/-	PIM	PP	SH
Schenn	2	0	1	1	-2	0	0	0
Schwartz	1	0	1	1	0	2	0	0
Tarasenko	2	1	0	1	0	0	0	0
Barbashev	2	0	0	0	-1	0	0	0
Berglund	1	0	0	0	-1	2	0	0
Blais	1	0	0	0	0	0	0	0
Bortuzzo	2	0	0	0	0	0	0	0
Brodziak	2	0	0	0	0	2	0	0
Dunn	2	0	0	0	1	0	0	0
Edmundson	2	0	0	0	-3	0	0	0
Gunnarsson	2	0	0	0	0	0	0	0
Jaskin	2	0	0	0	-1	0	0	0
Paajarvi	2	0	0	0	0	0	0	0
Parayko	2	0	0	0	-4	0	0	0
Pietrangelo	1	0	0	0	1	0	0	0
Schmaltz	1	0	0	0	0	0	0	0
Sobotka	2	0	0	0	-2	0	0	0
Stastny	2	0	0	0	-1	0	0	0
Steen	1	0	0	0	-2	2	0	0
Sundqvist	2	0	0	0	0	2	0	0
Upshall	2	0	0	0	-1	0	0	0

Power Play: 0-4 (0%)
Penalty Killing: 4-5 (80.0%)

GOALTENDING

TAMPA BAY LIGHTNING

GOALIE	GP	MIN	W-L-OT	SO	GA	SA	SV	GAA	SV%
Vasilevskiy	2	120	2-0-0	1	1	61	60	0.50	.984

ST. LOUIS BLUES

GOALIE	GP	MIN	W-L-OT	SO	GA	SA	SV	GAA	SV%
Allen	2	117	0-2-0	0	4	51	47	2.06	.922

TORONTO MAPLE LEAFS



40 Bay Street
 Toronto, Ontario, Canada M5J 2X2
 Phone: (416) 815-5700
 Website: mapleleafs.nhl.com
 Team Colors: Blue, White
 Inaugural Season: 1917-18
 Arena: Air Canada Centre (18,819)
 Stanley Cup Titles: 13 (1918, 1922, 1932, 1942, 1945, 1947, 1948, 1949, 1951, 1962, 1963, 1964, 1967)
 Television: Leafs TV, Sportsnet Ontario, TSN4
 Radio: CJLC-AM 590, CHUM-AM 1050
 General Manager: Kyle Dubas
 Head Coach: Mike Babcock
 Assistant Coaches: Jim Hiller, D.J. Smith, Andrew Brewer
 Media & Communications Managers: Steve Keogh, Scott McNaughton, Chris Lund, Colin McBride

SERIES INFORMATION

Last Lightning Win: Mar. 20, 2018 (Toronto 3 @ Lightning 4)
 Last Toronto Win: Feb. 12, 2018 (Lightning 3 @ Toronto 4)
 Last Tie: Feb. 10, 2004 (Toronto 4 @ Lightning 4)
 Last Lightning Overtime Win: Dec. 15, 2015 (Lightning 5 @ Toronto 4, OT)
 Last Toronto Overtime Win: Dec. 29, 2016 (Toronto 3 @ Lightning 2, OT)
 Last Lightning Shootout Win: Feb. 26, 2018 (Toronto 3 @ Lightning 4)
 Last Toronto Shootout Win: Mar. 17, 2009 (Toronto 4 @ Lightning 3)
 Last Lightning Shutout: Jan. 2, 2018 (Lightning 2 @ Toronto 0)
 Last Toronto Shutout: Mar. 16, 2017 (Toronto 5 @ Lightning 0)
 Last Lightning Win at Home: March. 20, 2018 (Toronto 3 @ Lightning 4)
 Last Toronto Win at Home: Feb. 12, 2018 (Lightning 3 @ Toronto 4)
 Last Lightning Win at Toronto: Jan. 2, 2018 (Lightning 2 @ Toronto 0)
 Last Toronto Win at Tampa Bay: Feb. 6, 2014 (Toronto 4 @ Lightning 1)
 Most Goals by Lightning: 7, 3x, Last: Oct. 25, 2016 (Lightning 7 @ Toronto 3)
 Most Goals by Toronto: 8, Mar. 12, 1993 (Lightning 2 @ Toronto 8)
 Most Goals by Both Teams: 11, Oct. 12, 1996 (Lightning 7 @ Toronto 4)
 Last Lightning Hat Trick: Steven Stamkos, Mar. 19, 2014 (Lightning 5 @ Toronto 3)
 Last Toronto Hat Trick: Alexander Mogilny, Nov. 5, 2002 (Lightning 3 @ Toronto 4)

2018-2019 SCHEDULE

DATE	SITE	TIME
December 13	Tampa Bay	7:30 PM
January 17	Tampa Bay	7:30 PM
March 11	Toronto	7:00 PM
April 4	Toronto	7:00 PM

ALL-TIME SERIES

SEASON	OVERALL					HOME					ROAD														
	GP	W	L	T	OTL	PTS	GF	GA	GP	W	L	T	OTL	PTS	GF	GA	GP	W	L	T	OTL	PTS	GF	GA	
2017-18	4	3	1	-	0	6	13	10	2	2	0	-	0	4	8	6	2	1	1	-	0	2	5	4	
2016-17	4	2	1	-	1	5	13	12	2	0	1	-	1	2	8	2	2	0	-	0	4	11	4		
2015-16	5	4	1	-	0	8	12	9	2	2	0	-	0	4	4	0	3	2	1	-	0	4	8	9	
2014-15	4	2	2	-	0	4	10	12	2	2	0	-	0	4	7	4	2	0	2	-	0	0	3	8	
2013-14	4	2	2	-	0	4	11	10	2	1	1	-	0	2	4	4	2	1	1	-	0	2	7	6	
2012-13	3	2	1	-	0	4	11	8	2	2	0	-	0	4	9	4	1	0	1	-	0	0	2	4	
2011-12	4	0	3	-	1	1	7	20	2	0	2	-	0	0	2	10	2	0	1	-	1	1	5	10	
2010-11	4	4	0	-	0	8	16	5	2	2	0	-	0	4	6	0	2	2	0	-	0	4	10	5	
2009-10	4	2	1	-	1	5	11	11	2	1	1	-	0	2	6	6	2	1	0	-	1	3	5	5	
2008-09	4	3	0	-	1	7	16	10	2	1	0	-	1	3	9	7	2	2	0	-	0	4	7	3	
2007-08	4	2	1	-	1	5	9	12	2	2	0	-	0	4	5	3	2	0	1	-	1	1	4	9	
2006-07	4	0	4	-	0	0	10	16	2	0	2	-	0	0	4	8	2	0	2	-	0	0	6	8	
2005-06	4	2	2	-	0	4	9	13	2	2	0	-	0	4	5	3	2	0	2	-	0	0	4	10	
2004-05	DID NOT PLAY																								
2003-04	4	2	1	1	0	5	15	12	2	1	0	1	0	3	8	7	2	1	1	0	0	2	7	5	
2002-03	4	0	2	0	2	2	9	13	2	0	1	0	1	1	3	5	2	0	1	0	1	1	6	8	
2001-02	4	0	4	0	0	0	7	17	2	0	2	0	0	0	3	7	2	0	2	0	0	0	4	10	
2000-01	4	2	1	1	0	5	10	8	2	1	1	0	0	2	5	5	2	1	0	1	0	3	5	3	
1999-00	3	0	3	0	0	0	7	13	2	0	2	0	0	0	5	9	1	0	1	0	0	0	2	4	
1998-99	4	0	4	0	-	0	8	18	2	0	2	0	-	0	3	7	2	0	2	0	-	0	5	11	
1997-98	2	0	2	0	-	0	4	10	1	0	1	0	-	0	2	5	1	0	1	0	-	0	2	5	
1996-97	2	1	1	0	-	2	8	7	1	0	1	0	-	0	1	3	1	1	0	0	-	2	7	4	
1995-96	2	1	1	0	-	2	7	7	1	0	1	0	-	0	4	5	1	1	0	0	-	2	3	2	
1994-95	-	-	-	-	-	-	-	-	-	-	-	-	-	-	-	-	-	-	-	-	-	-	-	-	
1993-94	3	2	1	0	-	4	3	3	1	0	1	0	-	0	0	2	2	2	0	-	0	4	3	1	
1992-93	9	2	7	0	-	4	19	39	4	1	3	0	-	2	8	16	5	1	4	0	-	2	11	23	
TOTALS	93	38	46	2	7	85	245	295	46	20	22	1	3	44	113	134	47	18	24	1	4	41	133	161	

2017-18 SEASON SUMMARY

WON: 3 LOST: 1 OT: 0

AT TAMPA BAY LIGHTNING

DATE	TEAM	OPPONENT	ATTEND	GOALTENDERS	W GOAL	
26 Feb. '18	**Lightning 4	Maple Leafs 3	19,092	Vasilevskiy vs. Andersen	Brayden Point	* Overtime
20 Mar. '18	Lightning 4	Maple Leafs 3	19,092	Vasilevskiy vs. Andersen	Alex Killorn	** Shootout

AT TORONTO MAPLE LEAFS

DATE	TEAM	OPPONENT	ATTEND	GOALTENDERS	W GOAL
2 Jan. '18	Lightning 2	Maple Leafs 0	19,334	Vasilevskiy vs. Andersen	Cedric Paquette
12 Feb. '18	Lightning 3	Maple Leafs 4	19,112	Vasilevskiy vs. Andersen	James van Riemsdyk

GOALS BY PERIOD

	1ST	2ND	3RD	OT	TOTAL
LIGHTNING	1	6	5	0	12
MAPLE LEAFS	4	4	2	0	10

SHOTS BY PERIOD

	1ST	2ND	3RD	OT	TOTAL
LIGHTNING	37	55	41	4	137
MAPLE LEAFS	39	37	33	3	112

INDIVIDUAL SCORING

TAMPA BAY LIGHTNING

Player	GP	G	A	P	+/-	PIM	PP	SH
Gourde	4	1	4	5	2	2	0	0
Killorn	4	3	1	4	2	2	0	0
Kucherov	4	2	1	3	3	4	0	0
Stamkos	4	0	3	3	3	4	0	0
Erne	3	1	1	2	3	0	0	0
Kunitz	4	1	1	2	3	0	0	0
Sergachev	4	0	2	2	1	0	0	0
Cirelli	1	0	1	1	2	2	0	0
Coburn	4	0	1	1	-1	2	0	0
Hedman	4	1	0	1	1	2	0	0
Johnson	4	1	0	1	-1	0	0	0
McDonagh	1	1	0	1	2	0	0	0
Paquette	3	1	0	1	0	2	0	0
Point	4	0	1	1	-2	0	0	0
Sustr	2	0	1	1	-2	0	0	0
Brown	1	0	0	0	1	0	0	0
Callahan	3	0	0	0	-2	2	0	0
Conacher	3	0	0	0	-1	2	0	0
Dotchin	1	0	0	0	1	0	0	0
Girardi	4	0	0	0	1	0	0	0
Koekkoek	1	0	0	0	1	0	0	0
Miller	1	0	0	0	1	0	0	0
Namestnikov	2	0	0	0	-1	0	0	0
Palat	2	0	0	0	-1	0	0	0
Stralman	4	0	0	0	4	0	0	0

Power Play: 0-10 (0%)
 Penalty Killing: 8-10 (80.0%)

TORONTO MAPLE LEAFS

Player	GP	G	A	P	+/-	PIM	PP	SH
Marnier	4	1	3	4	0	0	0	0
van Riemsdyk	4	4	0	4	2	0	1	0
Bozak	4	1	2	3	0	4	1	0
Gardiner	4	1	2	3	2	0	0	0
Matthews	2	0	3	3	1	0	0	0
Nylander	4	2	1	3	-3	0	0	0
Rielly	4	0	2	2	-6	2	0	0
Carrick	2	0	1	1	1	0	0	0
Hainsey	4	0	1	1	-6	0	0	0
Hyman	4	1	0	1	-1	0	0	0
Kadri	4	0	1	1	-3	0	0	0
Zaitsev	2	0	1	1	1	2	0	0
Borgman	1	0	0	0	-1	0	0	0
Brown	4	0	0	0	1	2	0	0
Dermott	3	0	0	0	3	0	0	0
Gauthier	1	0	0	0	0	0	0	0
Johnsson	1	0	0	0	0	0	0	0
Kapanen	3	0	0	0	-1	0	0	0
Komarov	3	0	0	0	-1	2	0	0
Leivo	2	0	0	0	-2	2	0	0
Marleau	4	0	0	0	-2	0	0	0
Martin	1	0	0	0	0	2	0	0
Moore	1	0	0	0	0	0	0	0
Plekanec	2	0	0	0	-2	4	0	0
Polak	4	0	0	0	-2	4	0	0

Power Play: 2-10 (20.0%)
 Penalty Killing: 10-10 (100%)

GOALTENDING

TAMPA BAY LIGHTNING

GOALIE	GP	MIN	W-L-OT	SO	GA	SA	SV	GAA	SV%
Vasilevskiy	4	243	3-1-0	1	10	112	102	2.47	.911

TORONTO MAPLE LEAFS

GOALIE	GP	MIN	W-L-OT	SO	GA	SA	SV	GAA	SV%
Andersen	4	240	1-2-1	0	12	137	125	3.00	.912

VANCOUVER CANUCKS



800 Griffiths Way
 Vancouver, British Columbia, Canada V6B 6G1
 Phone: (604) 899-4600
 Website: canucks.nhl.com
 Team Colors: Blue, Green, Silver, White
 Inaugural Season: 1970-71
 Arena: Rogers Arena (18,910)
 Stanley Cup Titles: None
 Television: Sportsnet Pacific, Sportsnet One
 Radio: CKST-AM 1040
 General Manager: Jim Benning
 Head Coach: Travis Green
 Assistant Coaches: Nolan Baumgartner, Newell Brown, Doug Jarvis, Manny Malhotra, Chris Brumwell, Ben Brown

2018-2019 SCHEDULE

DATE	SITE	TIME
October 11	Tampa Bay	7:30 PM
December 18	Vancouver	10:00 PM

ALL-TIME SERIES

SEASON	OVERALL						HOME						ROAD											
	GP	W	L	T	OTL	PTS	GF	GA	GP	W	L	T	OTL	PTS	GF	GA	GP	W	L	T	OTL	PTS	GF	GA
2016-17	2	1	1	-	0	2	9	7	1	1	0	-	0	2	5	2	1	0	1	-	0	0	4	5
2015-16	2	0	2	-	0	0	1	4	1	0	1	-	0	0	1	2	1	0	1	-	0	0	0	2
2014-15	2	0	1	-	1	1	4	8	1	0	1	-	0	0	3	6	1	0	0	-	1	1	1	2
2013-14	2	1	1	-	0	2	6	6	1	1	0	-	0	2	4	2	1	0	1	-	0	0	2	4
2012-13	-	-	-	-	-	-	-	-	-	-	-	-	-	-	-	-	-	-	-	-	-	-	-	-
2011-12	2	0	2	-	0	0	1	6	1	0	1	-	0	0	1	3	1	0	1	-	0	0	0	3
2010-11	1	1	0	-	0	2	4	3	1	1	0	-	0	2	4	3	-	-	-	-	-	-	-	-
2009-10	1	1	0	-	0	2	6	3	-	-	-	-	-	-	-	-	1	1	0	-	0	2	6	3
2008-09	1	0	0	-	1	1	3	4	1	0	0	-	1	1	3	4	-	-	-	-	-	-	-	-
2007-08	1	1	0	-	0	2	5	4	-	-	-	-	-	-	-	-	1	1	0	-	0	2	5	4
2006-07	-	-	-	-	-	-	-	-	-	-	-	-	-	-	-	-	-	-	-	-	-	-	-	-
2005-06	1	1	0	-	0	2	5	4	1	1	0	-	0	2	5	4	-	-	-	-	-	-	-	-
2004-05	-	-	-	-	-	-	-	-	-	-	-	-	-	-	-	-	-	-	-	-	-	-	-	-
2003-04	2	0	0	1	1	2	5	6	1	0	0	1	0	1	2	2	1	0	0	0	1	1	3	4
2002-03	1	0	1	0	0	0	1	5	-	-	-	-	-	-	-	-	1	0	1	0	0	0	1	5
2001-02	1	1	0	0	0	2	4	3	1	1	0	0	0	2	4	3	-	-	-	-	-	-	-	-
2000-01	2	1	1	0	0	2	4	6	1	1	0	0	0	2	3	2	1	0	1	0	0	0	1	4
1999-00	1	0	1	0	0	0	1	5	1	0	1	0	0	0	1	5	-	-	-	-	-	-	-	-
1998-99	2	0	2	0	-	0	4	8	1	0	1	0	-	0	4	5	1	0	1	0	-	0	0	3
1997-98	2	0	1	1	-	1	4	5	1	0	0	1	-	1	2	2	1	0	1	0	-	0	2	3
1996-97	2	1	1	0	-	2	6	7	1	1	0	0	-	2	3	2	1	0	1	0	-	0	3	5
1995-96	2	0	2	0	-	0	3	5	1	0	1	0	-	0	2	3	1	0	1	0	-	0	1	2
1994-95	-	-	-	-	-	-	-	-	-	-	-	-	-	-	-	-	-	-	-	-	-	-	-	-
1993-94	2	1	1	0	-	2	8	10	1	1	0	0	-	2	4	3	1	0	1	0	-	0	4	7
1992-93	7	2	4	1	-	5	22	26	4	1	2	1	-	3	13	15	3	1	2	0	-	2	9	11
TOTALS	39	14	21	3	3	34	111	136	22	10	8	3	1	24	66	69	19	4	13	0	2	10	45	67

SERIES INFORMATION

Last Lightning Win: Feb. 8, 2018 (Vancouver 2 @ Lightning 5)
 Last Vancouver Win: Dec. 16, 2016 (Lightning 2 @ Vancouver 4)
 Last Tie: Dec. 10, 2001 (Lightning 1 @ Vancouver 1)
 Last Lightning Overtime Win: Jan. 9, 2016 (Lightning 3 @ Vancouver 2, OT)
 Last Vancouver Overtime Win: Jan. 21, 2004 (Lightning 4 @ Vancouver 5)
 Last Lightning Shootout Win: None
 Last Vancouver Shootout Win: Jan. 10, 2012 (Vancouver 5 @ Lightning 4)
 Last Lightning Shutout: None
 Last Vancouver Shutout: Jan. 4, 1993 (Lightning 0 @ Vancouver 7)
 Last Lightning Win at Home: Feb. 8, 2018 (Vancouver 2 @ Lightning 5)
 Last Vancouver Win at Home: Dec. 16, 2016 (Lightning 2 @ Vancouver 4)
 Last Lightning Win at Vancouver: Feb. 3, 2018 (Lightning 4 @ Vancouver 2)
 Last Vancouver Win at Tampa Bay: Dec. 8, 2016 (Lightning 1 @ Vancouver 5)
 Most Goals by Lightning: 5, 4x, Feb. 8, 2018 (Vancouver 2 @ Lightning 5)
 Most Goals by Vancouver: 9, Jan. 6, 1996 (Lightning 2 @ Vancouver 9)
 Most Goals by Both Teams: 11, 2x, Last: Oct. 19, 1999 (Vancouver 6 @ Lightning 5)
 Last Lightning Hat Trick: None
 Last Vancouver Hat Trick: Mason Raymond, Jan. 6, 1996
 (Lightning 2 @ Vancouver 9)

2017-18 SEASON SUMMARY

WON: 2 LOST: 0 OT: 0

AT TAMPA BAY LIGHTNING

DATE	TEAM	OPPONENT	ATTEND	GOALTENDERS	W GOAL
8 Feb. '18	Lightning 5	Canucks 2	19,092	Vasilevskiy vs. Nilsson	Adam Erne

AT VANCOUVER CANUCKS

DATE	TEAM	OPPONENT	ATTEND	GOALTENDERS	W GOAL
3 Feb. '18	Lightning 4	Vancouver 2	18,865	Vasilevskiy vs. Markstrom	Yanni Gourde

GOALS BY PERIOD

	1ST	2ND	3RD	OT	TOTAL
LIGHTNING	3	4	2	0	9
CANUCKS	0	0	4	0	4

SHOTS BY PERIOD

	1ST	2ND	3RD	OT	TOTAL
LLIGHTNING	23	24	17	0	64
CANUCKS	20	15	27	0	62

INDIVIDUAL SCORING

TAMPA BAY LIGHTNING

Player	GP	G	A	P	+/-	PIM	PP	SH
Kucherov	2	1	3	4	1	0	0	0
Gourde	2	2	1	3	2	0	1	0
Hedman	2	2	1	3	2	0	1	0
Stamkos	2	1	2	3	1	2	0	0
Johnson	2	0	2	2	0	2	0	0
Sergachev	2	0	2	2	0	0	0	0
Conacher	2	1	0	1	1	0	1	0
Erne	1	1	0	1	1	0	0	0
Killorn	2	0	1	1	3	0	0	0
Kunitz	2	1	0	1	0	0	0	0
Namestnikov	2	0	1	1	0	4	0	0
Peca	2	0	1	1	0	0	0	0
Stralman	2	0	1	1	-1	2	0	0
Sustr	2	0	1	1	2	0	0	0
Callahan	2	0	0	0	0	0	0	0
Coburn	2	0	0	0	3	0	0	0
Dotchin	1	0	0	0	1	0	0	0
Girardi	1	0	0	0	0	4	0	0
Koekkoek	1	0	0	0	-1	0	0	0
Point	2	0	0	0	0	0	0	0

Power Play: 3-7 (42.9%)
 Penalty Killing: 5-6 (83.3%)

VANCOUVER CANUCKS

Player	GP	G	A	P	+/-	PIM	PP	SH
Boeser	2	2	1	3	1	2	1	0
Edler	2	0	2	2	-1	0	0	0
Baertschi	2	1	0	1	0	0	0	0
Horvat	2	0	1	1	1	2	0	0
H. Sedin	2	0	1	1	-1	0	0	0
Stecher	2	0	1	1	1	0	0	0
Sutter	2	0	1	1	-1	0	0	0
Vanek	2	1	0	1	0	0	0	0
Boucher	1	0	0	0	-1	0	0	0
Del Zotto	2	0	0	0	-3	4	0	0
Dowd	2	0	0	0	-2	0	0	0
Eriksson	2	0	0	0	0	0	0	0
Gaunce	1	0	0	0	-1	2	0	0
Granlund	2	0	0	0	-1	0	0	0
Gudbranson	2	0	0	0	-1	0	0	0
Hutton	1	0	0	0	-1	2	0	0
D. Sedin	2	0	0	0	-2	0	0	0
Pouliot	1	0	0	0	0	0	0	0
Tanev	2	0	0	0	-1	2	0	0
Virtanen	2	0	0	0	-2	2	0	0

Power Play: 1-6 (16.7%)
 Penalty Killing: 4-7 (57.1%)

GOALTENDING

TAMPA BAY LIGHTNING

GOALIE	GP	MIN	W-L-OT	SO	GA	SA	SV	GAA	SV%
Vasilevskiy	2	120	2-0-0	0	4	62	58	2.00	.935

VANCOUVER CANUCKS

GOALIE	GP	MIN	W-L-OT	SO	GA	SA	SV	GAA	SV%
Markstrom	1	60	0-1-0	0	4	28	24	4.02	.857
Nilsson	1	60	0-1-0	0	5	36	31	5.01	.861

VEGAS GOLDEN KNIGHTS



3780 South Las Vegas Blvd.
Las Vegas, NV 89158
Phone:
Website:
Team Colors:
Inaugural Season:
Arena:
Stanley Cup Titles:
Television:
Radio:
General Manager
Head Coach
Assistant Coaches

(702) 692-1600
goldenknights.nhl.com
Steel Grey, Gold, Red, Black
2017-18
T-Mobile Arena (17,500)
None
AT&T SportsNet
FOX Sports 98.9 Fm/1340AM
George McPhee
Gerard Gallant
Mike Kelly,
Ryan Craig,
Ryan McGill
Eric Tosi,
Sage Sammons,
Alyssa Girardi

Media & Communications Manager

SERIES INFORMATION

Last Lightning Win: None
Last Vegas Win: Jan. 18, 2018 (Vegas 4 @ Lightning 1)
Last Tie: None
Last Lightning Overtime Win: None
Last Vegas Overtime Win: None
Last Lightning Shootout Win: None
Last Vegas Shootout Win: None
Last Lightning Shutout: None
Last Vegas Shutout: None
Last Lightning Win at Home: None
Last Vegas Win at Home: Dec. 19, 2017 (Lightning 3 @ Vegas 4)
Last Lightning Win at Vegas: None
Last Vegas Win at Tampa Bay: Jan. 18, 2018 (Vegas 4 @ Lightning 1)
Most Goals by Lightning: 3, Dec. 19, 2017 (Lightning 3 @ Vegas 4)
Most Goals by Vegas: 4, Jan. 18, 2018 (Vegas 4 @ Lightning 1)
Most Goals by Both Teams: 7, Dec. 19, 2017 (Lightning 3 @ Vegas 4)
Last Lightning Hat Trick: None
Last Vegas Hat Trick: None

2018-2019 SCHEDULE

DATE	SITE	TIME
October 26	Vegas	4:00PM
February 5	Tampa Bay	7:30PM

ALL-TIME SERIES

SEASON	OVERALL								HOME								ROAD							
	GP	W	L	T	OTL	PTS	GF	GA	GP	W	L	T	OTL	PTS	GF	GA	GP	W	L	T	OTL	PTS	GF	GA
2017-18	2	0	2	-	0	0	4	8	1	0	1	-	0	0	1	4	1	0	1	-	0	0	3	4
TOTALS	2	0	2	-	0	0	4	8	1	0	1	-	0	0	1	4	1	0	1	-	0	0	3	4

2017-18 SEASON SUMMARY

WON: 0 LOST: 2 OT: 0

AT TAMPA BAY LIGHTNING

DATE	TEAM	OPPONENT	ATTEND	GOALTENDERS	W GOAL
18 Jan'18	Lightning 1	Golden Knights 4	19,092	Vasilevskiy vs. Fleury	Nate Schmidt

AT VEGAS GOLDEN KNIGHTS

DATE	TEAM	OPPONENT	ATTEND	GOALTENDERS	W GOAL
19 Dec'17	Lightning 3	Golden Knights 4	17,813	Vasilevskiy vs. Fleury	Shea Theodore

GOALS BY PERIOD

	1ST	2ND	3RD	OT	TOTAL
LIGHTNING	2	1	1	0	4
KNIGHTS	2	3	3	0	8

SHOTS BY PERIOD

	1ST	2ND	3RD	OT	TOTAL
LIGHTNING	24	19	24	0	67
KNIGHTS	18	29	19	0	66

INDIVIDUAL SCORING

TAMPA BAY LIGHTNING

Player	GP	G	A	P	+/-	PIM	PP	SH
Hedman	1	1	2	3	1	0	0	0
Kucherov	2	0	3	3	-2	0	0	0
Stamkos	2	1	2	3	-2	0	1	0
Namestnikov	2	1	0	1	-1	0	1	0
Palat	2	1	0	1	0	0	1	0
Brown	1	0	0	0	0	0	0	0
Callahan	1	0	0	0	-1	0	0	0
Coburn	2	0	0	0	1	4	0	0
Conacher	2	0	0	0	0	0	0	0
Dotchin	1	0	0	0	0	4	0	0
Girardi	2	0	0	0	-2	0	0	0
Gourde	2	0	0	0	0	2	0	0
Johnson	1	0	0	0	0	0	0	0
Killorn	2	0	0	0	0	0	0	0
Koekkoek	2	0	0	0	-2	2	0	0
Kunitz	2	0	0	0	-2	2	0	0
Paquette	2	0	0	0	-1	2	0	0
Point	2	0	0	0	0	0	0	0
Sergachev	2	0	0	0	-2	2	0	0
Stralman	2	0	0	0	-2	0	0	0

Power Play 3-7 (42.9%)
Penalty Killing: 3-7 (42.9%)

VEGAS GOLDEN KNIGHTS

Player	GP	G	A	P	+/-	PIM	PP	SH
Perron	2	1	4	5	3	0	0	0
Theodore	2	1	4	5	3	0	1	0
Haula	2	1	2	3	3	0	1	0
Marchessault	2	1	2	3	1	0	1	0
Engelland	2	0	2	2	3	2	0	0
Neal	2	2	0	2	3	2	1	0
Karlsson	2	1	0	1	1	4	0	0
McNabb	2	0	1	1	1	2	0	0
Schmidt	2	1	0	1	1	0	0	0
Bellemare	2	0	0	0	0	2	0	0
Carpenter	1	0	0	0	0	0	0	0
Carrier	1	0	0	0	0	0	0	0
Eakin	2	0	0	0	-1	0	0	0
Hunt	1	0	0	0	0	0	0	0
Leipsic	1	0	0	0	-1	0	0	0
Lindberg	2	0	0	0	0	4	0	0
Merrill	1	0	0	0	-1	0	0	0
Miller	2	0	0	0	-1	0	0	0
Nosek	1	0	0	0	0	0	0	0
Smith	2	0	0	0	1	0	0	0
Tuch	2	0	0	0	-1	2	0	0

Power Play: 4-7 (57.1%)
Penalty Killing: 4-7 (57.1%)

GOALTENDING

TAMPA BAY LIGHTNING

GOALIE	GP	MIN	W-L-OT	SO	GA	SA	SV	GAA	SV%
Vasilevskiy	2	120	0-2-0	0	8	66	58	4.00	.879

VEGAS GOLDEN KNIGHTS

GOALIE	GP	MIN	W-L-OT	SO	GA	SA	SV	GAA	SV%
Fleury	2	120	2-0-0	0	4	67	63	2.00	.940

WASHINGTON CAPITALS



601 F Street Northwest
Washington, D.C., 20004

Phone: (202) 266-2200
Website: capitals.nhl.com
Team Colors: Red, Navy, White
Inaugural Season: 1974-75
Arena: Verizon Center (18,506)
Stanley Cup Titles: None
Television: Comcast SportsNet Washington
Radio: WFED-AM 1500, WJFK-FM 106.7
General Manager: Brian MacLellan
Head Coach: Todd Reirden
Assistant Coach: Blaine Forsythe
Media & Communications Managers: Sergey Kocharov, Tommy Chalk, Megan Eichenberg

SERIES INFORMATION

Last Lightning Win: Jan. 20, 2018 (Lightning 4 @ Washington 2)
Last Washington Win: Nov. 24, 2017 (Lightning 1 @ Washington 3)
Last Tie: Oct. 23, 2001 (Lightning 1 vs. Washington 1)
Last Lightning Overtime Win: Oct. 9, 2017 (Washington 3 @ Lightning 4)
Last Washington Overtime Win: Apr. 13, 2013 (Lightning 5 @ Washington 6)
Last Lightning Shootout Win: Dec. 3, 2016 (Washington 1 @ Lightning 2, SO)
Last Washington Shootout Win: Dec. 10, 2013 (Lightning 5 @ Washington 6)
Last Lightning Shutout: Apr. 13, 2014 (Lightning 1 @ Washington 0, SO)
Last Washington Shutout: Dec. 23, 2016 (Lightning 0 @ Washington 4)
Last Lightning Win at Home: Oct. 9, 2017 (Washington 3 @ Lightning 4, OT)
Last Washington Win at Home: Nov. 24, 2017 (Lightning 1 @ Washington 3)
Last Lightning Win at Washington: Feb. 20, 2018 (Lightning 4 @ Washington 2)
Last Washington Win at Tampa Bay: Mar. 18, 2017 (Washington 5 @ Lightning 3)
Most Goals by Lightning: 7, Jan. 12, 2010 (Washington 4 @ Lightning 7)
Most Goals by Washington: 10, Feb. 3, 1999 (Lightning 1 @ Washington 10)
Most Goals by Both Teams: 11, 5x, Last: Dec. 10, 2013 (Lightning 5 @ Washington 6, SO)
Last Lightning Hat Trick: None
Last Washington Hat Trick: Nicklas Backstrom, Dec. 13, 2014 (Lightning 2 @ Washington 4)

2018-2019 SCHEDULE

DATE	SITE	TIME
March 16	Tampa Bay	7:00 PM
March 20	Washington	7:30 PM
March 30	Tampa Bay	7:00 PM

ALL-TIME SERIES

SEASON	OVERALL									HOME				ROAD																			
	GP	W	L	T	OTL	PTS	GF	GA		GP	W	L	T	OTL	PTS	GF	GA	GP	W	L	T	OTL	PTS	GF	GA								
2017-18	3	2	1	-	0	4	9	8		1	1	0	-	0	2	4	3	2	1	1	-	0	2	5	5								
2016-17	3	1	2	-	0	2	5	10		2	1	1	-	0	2	5	6	1	0	1	-	0	0	0	4								
2015-16	3	0	3	-	0	0	6	11		1	0	1	-	0	0	1	2	2	0	2	-	0	0	5	9								
2014-15	3	1	2	-	0	2	9	12		2	1	1	-	0	2	7	8	1	0	1	-	0	0	2	4								
2013-14	3	1	2	-	1	3	9	10		1	0	1	-	0	0	3	4	2	1	0	-	1	3	6	6								
2012-13	4	1	2	-	1	3	16	17		2	1	1	-	0	2	9	7	2	0	1	-	1	1	7	10								
2011-12	6	3	1	-	2	8	20	19		3	3	0	-	0	6	10	6	3	0	1	-	2	2	10	13								
2010-11	6	2	3	-	1	5	10	19		3	1	1	-	1	3	6	7	3	1	2	-	0	2	4	12								
2009-10	6	2	4	-	0	4	17	20		3	1	2	-	0	2	8	10	3	1	2	-	0	2	9	10								
2008-09	6	0	6	0	0	0	14	30		3	0	3	0	0	0	5	14	3	0	3	0	0	0	9	16								
2007-08	8	2	5	-	1	5	23	26		4	1	2	-	1	3	12	12	4	1	3	-	0	2	11	14								
2006-07	8	6	2	-	0	12	32	32		4	3	1	-	0	6	15	13	4	3	1	-	0	6	17	19								
2005-06	8	4	2	-	2	10	24	21		4	3	1	-	0	6	14	9	4	1	1	-	2	4	10	12								
2004-05										DID NOT PLAY																							
2003-04	6	4	2	0	0	8	21	15		3	2	1	0	0	4	9	8	3	2	1	0	0	4	12	7								
2002-03	5	2	3	0	0	4	9	14		3	2	1	0	0	4	7	8	2	0	2	0	0	0	2	6								
2001-02	5	0	4	1	0	1	7	15		2	0	1	1	0	1	3	5	3	0	3	0	0	0	4	10								
2000-01	5	1	4	0	0	2	11	16		3	1	2	0	0	2	9	10	2	0	2	0	0	0	2	6								
1999-00	5	0	5	0	0	0	10	25		2	0	2	0	0	0	5	10	3	0	3	0	0	0	5	15								
1998-99	5	2	3	0	-	4	13	27		3	1	2	0	-	2	7	15	2	1	1	0	-	2	6	12								
1997-98	5	3	2	0	-	6	16	15		2	1	1	0	-	2	7	5	3	2	1	0	-	4	9	10								
1996-97	5	1	4	0	-	2	12	17		3	1	2	0	-	2	6	6	2	0	2	0	-	0	6	11								
1995-96	6	2	2	2	-	6	9	11		3	1	1	1	-	3	6	7	3	1	1	1	-	3	3	4								
1994-95	4	0	3	1	-	1	4	11		2	0	2	0	-	0	2	7	2	0	1	1	-	1	2	4								
1993-94	5	1	3	1	-	3	13	21		2	0	2	0	-	0	1	7	3	1	1	1	-	3	12	14								
1992-93	2	0	1	1	-	1	5	7		1	0	1	0	-	0	3	5	1	0	0	1	-	1	2	2								
TOTALS	128	49	69	6	8	96	324	429		62	25	33	2	2	54	164	194	63	16	37	4	6	42	160	235								

2017-18 SEASON SUMMARY

WON: 2 LOST: 1 OT: 0

AT TAMPA BAY LIGHTNING

DATE	TEAM	OPPONENT	ATTEND	GOALTENDERS	W GOAL
9 Oct'17*	Lightning 4	Capitals 3	19,092	Vasilevskiy vs. Grubauer	Brayden Point

* Overtime
** Shootout

AT WASHINGTON CAPITALS

DATE	TEAM	OPPONENT	ATTEND	GOALTENDERS	W GOAL
24 Nov '17	Lightning 1	Capitals 3	18,506	Vasilevskiy vs. Grubauer	Devante Smith-Pelly
20 Feb '18	Lightning 4	Capitals 2	18,506	Vasilevskiy vs. Holtby	Brayden Point

GOALS BY PERIOD

	1ST	2ND	3RD	OT	TOTAL
LIGHTNING	4	2	2	1	9
CAPITALS	3	3	2	0	8

SHOTS BY PERIOD

	1ST	2ND	3RD	OT	TOTAL
LIGHTNING	24	23	33	5	85
CAPITALS	33	38	29	1	101

INDIVIDUAL SCORING

TAMPA BAY LIGHTNING

Player	GP	G	A	P	+/-	PIM	PP	SH
Kucherov	3	2	2	4	0	0	0	0
Point	3	3	1	4	0	0	2	0
Stralman	3	0	3	3	2	0	0	0
Callahan	3	0	2	2	1	2	0	0
Coburn	3	0	2	2	3	0	0	0
Killorn	3	1	1	2	2	0	0	0
Kunitz	3	2	0	2	0	0	0	0
Gourde	3	0	1	1	0	4	0	0
Hedman	3	0	1	1	-2	0	0	0
Namestnikov	3	1	0	1	-1	4	1	0
Paquette	3	0	1	1	-1	2	0	0
Stamkos	3	0	1	1	-1	2	0	0
Sustr	2	0	1	1	1	0	0	0
Dotchin	2	0	0	0	0	0	0	0
Erne	1	0	0	0	0	0	0	0
Girardi	3	0	0	0	-1	4	0	0
Johnson	3	0	0	0	1	0	0	0
Koekkoek	2	0	0	0	0	0	0	0
Palat	2	0	0	0	0	2	0	0
Sergachev	3	0	0	0	0	0	0	0

Power Play: 3-10 (30%)
Penalty Killing: 6-9 (66.7%)

WASHINGTON CAPITALS

Player	GP	G	A	P	+/-	PIM	PP	SH
Backstrom	3	1	3	4	2	0	0	0
Oshie	3	2	1	3	0	0	2	0
Beagle	3	1	1	2	0	2	0	0
Niskanen	3	0	2	2	3	0	0	0
Orlov	3	0	2	2	1	0	0	0
Ovechkin	3	2	0	2	-1	0	0	0
Burakovsky	2	0	1	1	1	0	0	0
Carlson	3	0	1	1	-2	0	0	0
Connolly	3	0	1	1	0	4	0	0
Eller	3	1	0	1	0	0	1	0
Kuznetsov	3	0	1	1	-3	4	0	0
Smith-Pelly	3	1	0	1	-1	0	0	0
Wilson	2	0	1	1	2	0	0	0
Bowey	2	0	0	0	-1	0	0	0
Chiasson	2	0	0	0	1	0	0	0
Chorney	2	0	0	0	-1	0	0	0
Djoos	1	0	0	0	-1	0	0	0
Ness	1	0	0	0	-1	4	0	0
Orpik	3	0	0	0	0	6	0	0
Stephenson	2	0	0	0	0	0	0	0
Vrana	3	0	0	0	-3	0	0	0
Walker	1	0	0	0	-1	0	0	0

Power Play: 3-9 (33.3%)
Penalty Killing: 7-10 (70%)

GOALTENDING

TAMPA BAY LIGHTNING

GOALIE	GP	MIN	W-L-OT	SO	GA	SA	SV	GAA	SV%
Vasilevskiy	3	180	2-1-0	0	7	100	93	2.33	.930

WASHINGTON CAPITALS

GOALIE	GP	MIN	W-L-OT	SO	GA	SA	SV	GAA	SV%
Grubauer	2	123	1-0-1	0	5	66	61	2.44	.924
Holtby	1	58	0-1-0	0	4	19	15	4.15	.789

WINNIPEG JETS



300 Portage Avenue
Winnipeg, Manitoba, Canada R3C 5S4
Phone: (204) 987-7825
Website: jets.nhl.com
Team Colors: Navy, Blue, Silver, White
Inaugural Season: 1999-00 (Relocated from Atlanta in 2011)
Arena: MTS Centre (15,294)
Stanley Cup Titles: None
Television: TSN3
Radio: CFRW-AM 1290
General Manager: Kevin Cheveldayoff
Head Coach: Paul Maurice
Associate/Assistant Coaches: Charlie Huddy, Jamie Kompon, Wade Flaherty, Todd Woodcroft
Media & Communications Manager: Scott Brown, Greger Buer, Scott Unger

2018-2019 SCHEDULE

DATE	SITE	TIME
December 16	Winnipeg	7:00 PM
March 5	Tampa Bay	7:30 PM

ALL-TIME SERIES

SEASON	OVERALL						HOME						ROAD												
	GP	W	L	T	OTL	PTS	GF	GA	GP	W	L	T	OTL	PTS	GF	GA	GP	W	L	T	OTL	PTS	GF	GA	
2017-18	2	1	1	-	0	2	5	6	1	1	0	-	0	2	4	3	1	0	1	-	0	0	1	3	3
2016-17	2	1	1	-	0	2	8	7	1	0	1	-	0	0	4	6	1	1	0	-	0	0	2	4	1
2015-16	2	2	0	-	0	4	9	8	1	1	0	-	0	2	5	5	1	1	0	-	0	2	4	3	3
2014-15	2	1	1	-	0	2	5	4	1	0	1	-	0	0	1	2	1	1	0	-	0	2	4	2	2
2013-14	2	1	0	-	1	3	5	4	1	0	0	-	1	1	1	2	1	1	0	-	0	2	4	2	2
2012-13	4	1	2	-	1	3	14	11	2	1	1	-	0	2	9	5	2	0	1	-	1	1	5	6	6
2011-12	6	3	2	-	1	7	14	16	3	2	0	-	1	5	5	4	3	1	2	-	0	2	9	12	12
2010-11	6	6	0	-	0	12	25	11	3	3	0	-	0	6	14	5	3	3	0	-	0	6	11	6	6
2009-10	6	5	1	-	0	10	21	16	3	3	0	-	0	6	12	6	3	2	1	-	0	4	9	10	10
2008-09	6	2	3	-	1	5	16	20	3	1	1	-	1	3	7	9	3	1	2	-	0	2	9	11	11
2007-08	8	2	4	-	2	6	22	28	4	2	2	-	0	4	15	12	4	0	2	-	2	2	7	16	16
2006-07	8	5	2	-	1	11	27	17	4	3	1	-	0	6	16	6	4	2	1	-	1	5	11	11	11
2005-06	8	5	3	-	0	10	26	24	4	2	2	-	0	4	13	17	4	3	1	-	0	6	13	7	7
2004-05	DID NOT PLAY																								
2003-04	6	3	3	0	0	6	15	13	3	2	1	0	0	4	9	6	3	1	2	0	0	2	6	7	7
2002-03	5	2	1	1	1	6	16	16	3	2	0	0	1	5	12	8	2	0	1	1	0	1	4	8	8
2001-02	5	2	1	2	0	6	18	14	2	2	0	0	0	4	9	4	3	0	1	2	0	2	9	10	10
2000-01	5	3	2	0	0	6	20	14	3	2	1	0	0	4	13	6	2	1	1	0	0	2	7	8	8
1999-00	5	1	3	1	0	3	14	20	2	1	0	1	0	3	6	5	3	0	3	0	0	0	8	15	15
TOTALS	88	45	30	4	8	104	280	249	44	28	11	1	4	61	155	111	44	18	19	3	4	43	125	138	

SERIES INFORMATION

Last Lightning Win: Dec. 9, 2017 (Winnipeg 3 @ Lightning 4, OT)
Last Winnipeg Win: Jan. 30, 2018 (Lightning 1 @ Winnipeg 3)
Last Tie: Feb. 14, 2003 (Lightning 2 @ Atlanta 2)
Last Lightning Overtime Win: Dec. 9, 2017 (Winnipeg 3 @ Lightning 4)
Last Winnipeg Overtime Win: Dec. 7, 2013 (Winnipeg 2 @ Lightning 1)
Last Lightning Shootout Win: Feb. 18, 2016 (Winnipeg 5 @ Lightning 6, SO)
Last Winnipeg Shootout Win: Apr. 16, 2013 (Lightning 3 @ Winnipeg 4)
Last Lightning Shutout: Oct. 29, 2012 (Winnipeg 0 @ Lightning 1)
Last Winnipeg Shutout: Mar. 31, 2008 (Atlanta 2 @ Lightning 0)
Last Lightning Win at Home: Dec. 9, 2017 (Winnipeg 3 @ Lightning 4, OT)
Last Winnipeg Win at Home: Jan. 30, 2018 (Lightning 1 @ Winnipeg 3)
Last Lightning Win at Winnipeg: Feb. 11, 2017 (Lightning 4 @ Winnipeg 1)
Last Winnipeg Win at Tampa Bay: Jan. 3, 2017 (Winnipeg 6 @ Lightning 4)
Most Goals by Lightning: 8, 3x, Last: Feb. 1, 2013 (Winnipeg 3 @ Lightning 8)
Most Goals by Winnipeg: 6, 8x, Last: Oct. 3, 2009 (Lightning 3 @ Atlanta 6)
Most Goals by Both Teams: 13, Nov. 18, 2002 (Atlanta 5 @ Lightning 8)
Last Lightning Hat Trick: Teddy Purcell, Apr. 7, 2012 (Lightning 4 @ Winnipeg 3, OT)
Last Winnipeg Hat Trick: Kovalchuk, Nov. 3, 2007 (Atlanta 6 @ Lightning 4)

2017-18 SEASON SUMMARY

WON: 1 LOST: 1 OT: 0

AT TAMPA BAY LIGHTNING

DATE	TEAM	OPPONENT	ATTEND	GOALTENDERS	W GOAL	
9 Dec '17*	Lightning	4 Jets	3	19,092	Vasilevskiy vs. Hellebuyck	Brayden Point

* Overtime
** Shootout

AT WINNIPEG JETS

DATE	TEAM	OPPONENT	ATTEND	GOALTENDERS	W GOAL	
30 Jan '18	Lightning	1 Jets	3	15,321	Domingue vs. Hutchinson	Kyle Connor

GOALS BY PERIOD

	1ST	2ND	3RD	OT	TOTAL
LIGHTNING	2	1	1	1	5
JETS	1	3	2	0	6

SHOTS BY PERIOD

	1ST	2ND	3RD	OT	TOTAL
LIGHTNING	22	14	14	2	52
JETS	15	21	21	0	57

INDIVIDUAL SCORING

TAMPA BAY LIGHTNING

Player	GP	G	A	P	+/-	PIM	PP	SH
Point	2	1	2	3	2	0	0	0
Dotchin	2	0	2	2	-1	2	0	0
Johnson	2	0	2	2	-1	0	0	0
Gourde	2	1	0	1	-2	0	1	0
Kucherov	2	1	0	1	0	0	0	0
Palat	1	0	1	1	2	0	0	0
Peca	1	1	0	1	1	0	0	0
Sergachev	2	1	0	1	-1	0	0	0
Stamkos	2	0	1	1	0	0	0	0
Stralman	2	0	1	1	0	0	0	0
Bournival	1	0	0	0	0	0	0	0
Callahan	2	0	0	0	-1	0	0	0
Coburn	1	0	0	0	0	2	0	0
Conacher	1	0	0	0	-1	0	0	0
Girardi	2	0	0	0	0	0	0	0
Hedman	2	0	0	0	0	0	0	0
Killorn	2	0	0	0	-1	0	0	0
Koekkoek	1	0	0	0	-1	0	0	0
Kunitz	2	0	0	0	-1	2	0	0
Namestnikov	2	0	0	0	-1	4	0	0
Paquette	2	0	0	0	-1	0	0	0

Power Play 1-7 (14.3%)
Penalty Killing: 4-5 (80.0%)

WINNIPEG JETS

Player	GP	G	A	P	+/-	PIM	PP	SH
Wheeler	2	0	3	3	2	2	0	0
Connor	2	2	0	2	2	0	0	0
Ehlers	2	1	1	2	-2	4	0	0
Laine	2	1	1	2	0	0	1	0
Byfuglien	2	0	1	1	1	4	0	0
Copp	2	1	0	1	1	2	0	0
Little	2	1	0	1	-2	0	0	0
Lowry	2	0	1	1	1	0	0	0
Morrissey	2	0	1	1	1	0	0	0
Myers	2	0	1	1	1	0	0	0
Perreault	2	0	1	1	0	0	0	0
Tanev	2	0	1	1	1	0	0	0
Trouba	1	0	1	1	0	0	0	0
Armia	2	0	0	0	0	0	0	0
Chiarot	2	0	0	0	1	2	0	0
Enstrom	1	0	0	0	0	2	0	0
Hendricks	2	0	0	0	0	0	0	0
Kulikov	1	0	0	0	-1	0	0	0
Poolman	1	0	0	0	0	0	0	0
Roslovic	1	0	0	0	0	0	0	0
Scheifele	1	0	0	0	1	0	0	0

Power Play: 1-5 (20.0%)
Penalty Killing: 6-7 (85.7%)

GOALTENDING

TAMPA BAY LIGHTNING

GOALIE	GP	MIN	W-L-OT	SO	GA	SA	SV	GAA	SV%
Domingue	1	58	0-1-0	0	3	37	34	3.10	.919
Vasilevskiy	1	60	1-0-0	0	3	20	17	2.97	.850

WINNIPEG JETS

GOALIE	GP	MIN	W-L-OT	SO	GA	SA	SV	GAA	SV%
Hellebuyck	1	61	0-0-1	0	4	28	24	3.96	.857
Hutchinson	1	60	1-0-0	0	1	24	23	1.00	.958

2017-18

SEASON IN REVIEW



**BE THE
THUNDER**SM



2017-2018 STATS

2017-2018 INDIVIDUAL SCORING (54-23-5, 113 pts, 1st Eastern Conference)

PLAYERS

PLAYER	POS	GP	G	A	P	+/-	PIM	PPG	SHG	GWG	OTG	S	%	TOI/G
Nikita Kucherov	R	80	39	61	100	15	42	8	0	7	0	279	14.0	19:49
Steven Stamkos	C	78	27	59	86	18	72	15	0	1	0	212	12.7	18:46
Brayden Point	C	82	32	34	66	18	24	5	3	12	4	217	14.7	19:37
Yanni Gourde	C	82	25	39	64	34	50	7	1	5	1	136	18.4	16:09
Victor Hedman	D	77	17	46	63	32	54	2	0	1	0	216	7.9	25:51
Tyler Johnson	C	81	21	29	50	3	24	4	2	3	0	186	11.3	17:00
Alex Killorn	L	82	15	32	47	22	45	2	0	1	0	156	9.6	16:30
Vladislav Namestnikov	C	62	20	24	44	11	35	8	0	2	0	127	15.7	17:30
Mikhail Sergachev	D	79	9	31	40	11	38	3	0	5	0	141	6.4	15:22
Ondrej Palat	L	56	11	24	35	16	6	4	1	0	0	109	10.1	17:00
Chris Kunitz	L	82	13	16	29	8	35	0	1	2	0	81	16.0	11:57
J.T. Miller	C	19	10	8	18	-3	12	5	0	1	0	45	22.2	18:11
Dan Girardi	D	77	6	12	18	18	27	1	0	1	0	93	6.5	17:23
Ryan Callahan	R	67	5	13	18	-4	29	1	1	0	0	104	4.8	13:19
Anton Stralman	D	80	4	14	18	29	18	0	0	0	0	131	3.1	21:29
Braydon Coburn	D	72	1	14	15	3	40	0	0	0	0	73	1.4	16:01
Cory Conacher	C	36	8	4	12	0	24	1	0	2	1	45	17.8	10:00
Anthony Cirelli	C	18	5	6	11	11	6	0	0	0	0	26	19.2	13:14
Jake Dotchin	D	48	3	8	11	17	38	0	0	0	0	48	6.3	16:29
Cedric Paquette	C	56	5	4	9	-5	41	0	0	2	0	64	7.8	10:12
Slater Koekkoek	D	35	4	4	8	4	18	0	0	1	0	43	9.3	11:14
Andrej Sustr	D	44	2	5	7	-5	18	0	0	0	0	45	4.4	12:50
Matthew Peca	C	10	2	3	5	6	0	0	0	0	0	17	11.8	13:40
Adam Erne	L	23	3	1	4	-1	11	0	0	1	0	29	10.3	10:07
J.T. Brown	R	24	1	3	4	-1	12	0	0	1	0	18	5.6	9:22
Ryan McDonagh	D	14	2	1	3	1	0	0	0	0	0	22	9.1	21:17
Michael Bournival	L	5	0	0	0	0	0	0	0	0	0	5	0.0	9:21
Gabriel Dumont	C	7	0	0	0	0	4	0	0	0	0	11	0.0	10:22

GOALTENDERS

PLAYER	GP	GS	W	L	OT	GAA	SV%	SA	SV	GA	TOI
Andrei Vasilevskiy	65	64	44	17	3	2.62	.920	2075	1908	167	3,825:11
Louis Domingue	12	11	7	3	1	2.89	.914	384	351	33	686:01
Peter Budaj	8	7	3	3	1	3.77	.876	217	190	27	430:24

2017-2018 GAME-BY-GAME RESULTS

#	DATE	TEAM	W-L-OT RECORD	GF-GA SCORERS	W GOAL PP	PK	SF-SA	W-L GLTDR.ATTEND.
1	10/6/2017	FLA	W	1-0-0	5-3	18,21,90P,86,18	86	1/3 4/4 25-36 88 / 1 19092+
2	10/7/2017	@ FLA	L	1-1-0	4-5	86,90P,21,9	21	1/6 3/4 30-48 1 / 88 16,871
3	10/9/2017	WSH	W*	2-1-0	4-3	17,14,86,21P	21	1/5 2/4 40-26 88 / 31 19092+
4	10/12/2017	PIT	W	3-1-0	5-4	29,77P,91P,86,29	29	2/5 4/5 44-40 88 / 31 19092+
5	10/14/2017	STL	W	4-1-0	2-1	9P,86	86	1/2 3/3 27-29 88 / 34 19092+
6	10/16/2017	@ DET	W	5-1-0	3-2	95,86P,86	86	1/5 6/6 26-31 88 / 35 19515
7	10/17/2017	@ NJD	O**	5-1-1	4-5	90,18P,86,91	21	1/5 2/4 37-34 35 / 31 13176
8	10/19/2017	@ CBJ	W	6-1-1	2-0	98,98	98	0/2 3/3 21-43 88 / 72 13155
9	10/21/2017	PIT	W	7-1-1	7-1	86P,91P,37,21,6,86,98P	91	3/5 4/4 32-29 88 / 31 19092+
10	10/24/2017	@ CAR	W	8-1-1	5-1	9P,98P,90,24,86	98	1/1 4/4 29-32 88 / 33 10498
11	10/26/2017	DET	W	9-1-1	3-2	86P,91,21	21	2/6 4/5 38-31 88 / 35 19092+
12	10/28/2017	ANA	L	9-2-1	1-4	14	26	0/4 0/2 32-21 36 / 31 19092+
13	10/30/2017	@ FLA	W	10-2-1	8-5	21,86,91P,18,37P,90,91,6	90	2/5 3/3 38-23 88 / 31 9493
14	11/2/2017	NYR	O*	10-2-2	1-2	37S	10	0/2 2/2 28-35 30 / 88 19092+
15	11/4/2017	CBJ	W**	11-2-2	5-4	21,86,91P,37,91	91	1/3 4/4 36-34 88 / 72 19092+
16	11/8/2017	@ SJS	W	12-2-2	5-1	59,86,29,90,90P	86	1/4 2/2 30-33 88 / 31 17044
17	11/9/2017	@ LAK	W	13-2-2	5-2	86,17,77,91P,90	77	1/5 3/3 43-24 31 / 32 18230

#	DATE	TEAM	W-L-OT RECORD	GF-GA SCORERS	W GOAL PP	PK	SF-SA	W-L GLTDR.ATTEND.
18	11/12/2017	@ ANA	W	14-2-2	2-1	90P,23	23	1/2 1/1 37-29 88 / 36 15707
19	11/16/2017	DAL	W	15-2-2	6-1	91P,98,21S,91,59,86	98	1/4 3/3 28-28 88 / 30 19092+
20	11/18/2017	NYI	L	15-3-2	3-5	37,18,37	27	0/1 1/2 39-32 1 / 88 19092+
21	11/22/2017	CHI	W*	16-3-2	3-2	185,14,21P	21	1/6 3/4 38-31 88 / 50 19092+
22	11/24/2017	@ WSH	L	16-4-2	1-3	90	25	1/3 3/3 26-38 31 / 88 18506
23	11/25/2017	@ PIT	L	16-5-2	2-5	18P,89	87	1/6 2/5 35-34 35 / 31 18659
24	11/28/2017	@ BUF	W	17-5-2	2-0	98P,5	98	1/3 3/3 26-34 88 / 40 17569
25	11/29/2017	@ BOS	L	17-6-2	2-3	62,91P	20	1/2 2/2 21-36 40 / 88 17565
26	12/2/2017	SJS	W	18-6-2	5-2	86,9P,9,89,86	9	1/2 1/1 43-27 88 / 31 19092+
27	12/5/2017	NYI	W	19-6-2	6-2	21,62,37P,37,90P,14	37	2/4 1/2 34-31 88 / 1 19092+
28	12/7/2017	COL	W	20-6-2	5-2	91,14,90,17P,21S	90	1/5 3/3 32-30 31 / 1 19092+
29	12/9/2017	WPG	W*	21-6-2	4-3	37P,98,86,21	21	1/3 1/1 28-20 88 / 37 19092+
30	12/12/2017	@ STL	W	22-6-2	3-0	21,86,9	21	0/3 1/1 25-32 88 / 34 18290
31	12/14/2017	@ ARZ	W	23-6-2	4-1	90P,21,86,9	21	1/3 2/3 48-33 88 / 32 11591
32	12/16/2017	@ COL	W	24-6-2	6-5	86,6,77,37,6,98	98	0-2 4/6 31-37 31 / 45 16,956
33	12/19/2017	@ VGK	L	24-7-2	3-4	91P,90P,77	27P	2/4 1/5 38-36 29 / 88 17,813
34	12/21/2017	OTT	W**	25-7-2	4-3	17,37,90,21	21	1/3 3/3 38-21 88 / 41 19092+
35	12/23/2017	MIN	W	26-7-2	3-0	5,9,86	5	0/6 6/6 31-22 88 / 32 19092+
36	12/28/2017	MTL	W	27-7-2	3-1	91,21,91P	21	1/6 2/3 34-32 88 / 31 19092+
37	12/29/2017	PHI	L	27-8-2	3-5	91P,21,9S	23	1/3 4/6 27-38 37 / 31 19092+
38	12/31/2017	CBJ	W	28-8-2	5-0	9,9,86,89,91P	9	1/5 4/4 35-21 88 / 70 18,878
39	1/2/2018	@ TOR	W	29-8-2	2-0	13,17	13	0/3 2/2 36-29 88 / 31 19,344
40	1/4/2018	@ MTL	O**	29-8-3	1-2	86	41	0/2 2/2 45-38 31 / 88 21,302
41	1/6/2018	@ OTT	L	29-9-3	3-6	77,29,37P	61	1/5 3/3 48-33 41 / 88 16,247
42	1/7/2018	@ DET	W	30-9-3	5-2	5,9,37,86,37	37	0/0 4/4 24-36 70 / 34 19,515
43	1/9/2018	CAR	W	31-9-3	5-4	77,9,9,59,9	9	0/0 2/4 34-32 88 / 30 19092+
44	1/11/2018	CGY	L	31-10-3	1-5	21	13	0/3 0/1 34-24 41 / 88 19092+
45	1/18/2018	VGK	L	31-11-3	1-4	18	88	1/3 2/2 29-30 29 / 88 19092+
46	1/20/2018	@ MIN	L	31-12-3	2-5	21,21P	39	1/4 2/3 23-25 40 / 88 19007
47	1/22/2018	@ CHI	W	32-12-3	2-0	145,37	14	0/2 6/6 31-40 88 / 30 21626
48	1/23/2018	@ NSH	W*	33-12-3	4-3	14,90,91,37	37	0/2 1/3 31-33 70 / 74 17332
49	1/25/2018	@ PHI	W	34-12-3	5-1	21,37,24S,90,90	37	0/1 3/4 22-37 88 / 30 19489
50	1/30/2018	@ WPG	L	34-13-3	1-3	63	81	0/4 3/4 24-37 34 / 70 15321
51	2/1/2018	@ CGY	W	35-13-3	7-4	55,17P,63,17,89,91,89	89	1/4 1/2 31-46 88 / 41 19000
52	2/3/2018	@ VAN	W	36-13-3	4-2	14,77,37,89P	37	1/4 3/3 28-33 88 / 25 18865
53	2/5/2018	@ EDM	L	36-14-3	2-6	17,37P	97	1/3 2/4 34-35 33 / 88 18347
54	2/8/2018	VAN	W	37-14-3	5-2	86,37P,73,91,77P	73	2/3 2/3 36-29 88 / 31 19092+
55	2/10/2018	LAK	W	38-14-3	4-3	91,17,13,86P	86	1/4 3/3 28-47 88 / 32 19092+
56	2/12/2018	TOR	L	38-15-3	3-4	17,86,37	25	0/2 1/1 34-23 31 / 88 19112
57	2/13/2018	@ BUF	L	38-16-3	3-5	37P,90,24	90	1/5 1/3 29-33 31 / 70 16530
58	2/15/2018	DET	W	39-16-3	4-1	91,86P,91P,17	86	2/4 2/3 32-39 88 / 35 19092+
59	2/17/2018	NJD	L	39-17-3	4-3	14,21P,91P	44	2/6 3/3 51-28 31 / 88 19092+
60	2/20/2018	@ WSH	W	40-17-3	4-2	21P,14,21,86	21	1/2 1/2 19-37 88 / 70 18506
61	2/22/2018	@ OTT	W	41-17-3	4-3	9,77,90,21	21	0/3 4/5 24-36 70 / 41 16204
62	2/24/2018	@ MTL	W**	42-17-3	4-3	21,86P,24P,21	21	2/5 3/4 39-32 88 / 37 21302
63	2/26/2018	TOR	W**	43-17-3	4-3	14,9,73,21	21	0/4 3/4 42-30 88 / 31 19092+
64	2/28/2018	BUF	O*	43-17-4	1-2	89	29	0/1 3/4 22-34 31 / 88 19092+
65	3/1/2018	@ DAL	W*	44-17-4	5-4	21,71,17,91,89	89	0/3 2/3 25-35 70 / 30 17337
66	3/3/2018	PHI	W**	45-17-4	7-6	91P,77,5,10,91,77,21	21	1/1 4/5 35-43 88 / 34 19092+
67	3/6/2018	FLA	W*	46-17-4	5-4	37,10,37,17,21	21	0/0 1/2 33-49 88 / 1 19092+
68	3/8/2018	NYR	W	47-17-4	5-3	13,73,71,14,9	14	0/4 3/3 45-30 88 / 30 19092+
69	3/10/2018	MTL	W**	48-17-4	3-2	9P,86	86	1/4 2/3 34-29 88 / 37 19092+
70	3/13/2018	OTT	L	48-18-4	4-7	10,10P,10P,27	88	2/4 0/2 46-33 1 / 88 19092+
71	3/17/2018	BOS	L	48-19-4	0-3		88	0/3 1/3 23-27 40 / 88 19092+
72	3/18/2018	EDM	W	49-19-4	3-1	77,86P,86	86	1/4 5/5 40-30 70 / 35 19092+
73	3/20/2018	TOR	W	50-19-4	4-3	77,27,86,17	17	0/1 2/3 25-30 88 / 31 19092+
74	3/22/2018	@ NYI	W	51-19-4	7-6	71,9,77,21S,10,98P,10P	10	2/4 2/5 36-

INDIVIDUAL LEADERS

FORWARD SCORING LEADERS

PLAYER	TEAM	GP	G	A	P	+/-	PIM	PPG	SHG	GWG	OTG	TOI/G
Connor McDavid	EDM	82	41	67	108	20	26	5	1	7	2	21:33
Claude Giroux	PHI	82	34	68	102	28	20	9	0	1	1	20:22
Nikita Kucherov	TBL	80	39	61	100	15	42	8	0	7	0	19:49
Evgeni Malkin	PIT	78	42	56	98	16	87	14	0	7	2	18:59
Nathan MacKinnon	COL	74	39	58	97	11	55	12	0	12	3	19:54
Taylor Hall	NJD	76	39	54	93	14	34	13	1	7	3	19:09
AnzeKopitar	LAK	82	35	57	92	21	20	7	0	6	0	22:05
Phil Kessel	PIT	82	34	58	92	-4	36	12	0	6	3	18:41
Blake Wheeler	WPG	81	23	68	91	13	52	6	0	2	0	20:15
Sidney Crosby	PIT	82	29	60	89	0	46	9	0	6	3	20:41
AlexOvechkin	WSH	82	49	38	87	3	32	17	0	7	3	20:09
Steven Stamkos	TBL	78	27	59	86	18	72	15	0	1	0	18:46
Brad Marchand	BOS	68	34	51	85	25	63	8	1	8	5	19:43
Mathew Barzal	NYI	82	22	63	85	1	30	5	0	4	1	17:46
Jakub Voracek	PHI	82	20	65	85	10	50	5	0	3	1	19:27
JohnTavares	NYI	82	37	47	84	-12	26	12	2	3	2	19:56
Mikko Rantanen	COL	81	29	55	84	0	34	12	0	3	0	18:58
Johnny Gaudreau	CGY	80	24	60	84	2	26	3	0	4	0	19:25
Evgeny Kuznetsov	WSH	79	27	56	83	3	48	7	1	8	2	18:49

DEFENSEMEN SCORING LEADERS

PLAYER	TEAM	GP	G	A	P	+/-	PIM	PPG	SHG	GWG	TOI/G
John Carlson	WSH	82	15	53	68	0	32	4	0	4	24:47
Brent Burns	SJS	82	12	55	67	-16	46	5	0	2	25:15
John Klingberg	DAL	82	8	59	67	10	26	1	0	3	24:04
Shayne Gostisbehere	PHI	78	13	52	65	10	25	7	0	2	21:27
Victor Hedman	TBL	77	17	46	63	32	54	2	0	1	25:51
Erik Karlsson	OTT	71	9	53	62	-25	36	3	0	2	26:44
Drew Doughty	LAK	82	10	50	60	23	54	3	1	4	26:50
P.K. Subban	NSH	82	16	43	59	18	82	5	0	2	24:07
Torey Krug	BOS	76	14	45	59	0	36	5	1	4	20:24
Seth Jones	CBJ	78	16	41	57	10	30	7	0	4	24:36
Tyson Barrie	COL	68	14	43	57	-15	22	7	0	3	22:42
Keith Yandle	FLA	82	8	48	56	7	35	1	0	1	24:29
Alex Pietrangelo	STL	78	15	39	54	8	22	3	0	5	25:44
Roman Josi	NSH	75	14	39	53	24	24	7	0	3	24:28
Morgan Rielly	TOR	76	6	46	52	-4	14	1	0	0	21:36
Jake Gardiner	TOR	82	5	47	52	9	32	1	0	0	22:32
Kris Letang	PIT	79	9	42	51	-9	56	4	0	1	25:20
Ryan Suter	MIN	78	6	45	51	-1	34	1	0	2	26:47
Matt Dumba	MIN	82	14	36	50	15	41	2	0	4	23:49

GOAL SCORING LEADERS

PLAYER	TEAM	POS	GP	G
Alex Ovechkin	WSH	L	82	49
Patrik Laine	WPG	R	82	44
William Karlsson	VGK	C	82	43
Eric Staal	MIN	C	82	42
Evgeni Malkin	PIT	C	78	42
Connor McDavid	EDM	C	82	41
Anders Lee	NYI	L	82	40
Tyler Seguin	DAL	C	82	40
Taylor Hall	NJD	L	76	39
Nikita Kucherov	TBL	R	80	39
Nathan MacKinnon	COL	C	74	39

POWER PLAY GOALS LEADERS

PLAYER	TEAM	POS	GP	PPG
Patrik Laine	WPG	R	82	20
Alex Ovechkin	WSH	L	82	17
Ryan O'Reilly	BUF	C	81	15
Patric Hornqvist	PIT	R	70	15
Steven Stamkos	TBL	C	78	15
Tyler Seguin	DAL	C	82	14
Anders Lee	NYI	L	82	14
Mika Zibanejad	NYR	C	72	14
Evgeni Malkin	PIT	C	78	14

GOALS AGAINST AVERAGE

PLAYER	TEAM	GP	GAA
Carter Hutton	STL	32	2.09
Antti Raanta	ARI	47	2.24
Marc-Andre Fleury	VGK	46	2.24
Corey Crawford	CHI	28	2.27
Pekka Rinne	NSH	59	2.31
Ryan Miller	ANA	28	2.35
Philipp Grubauer	WSH	35	2.35
Connor Hellebuyck	WPG	67	2.36
Tuukka Rask	BOS	54	2.36

ASSISTS LEADERS

PLAYER	TEAM	POS	GP	A
Blake Wheeler	WPG	R	81	68
Claude Giroux	PHI	C	82	68
Connor McDavid	EDM	C	82	67
Jakub Voracek	PHI	R	82	65
Mathew Barzal	NYI	C	82	63
Nikita Kucherov	TBL	R	80	61
Sidney Crosby	PIT	C	82	60
Johnny Gaudreau	CGY	L	80	60
John Klingberg	DAL	D	82	59
Steven Stamkos	TBL	C	78	59

SHORTHANDED GOALS LEADERS

PLAYER	TEAM	POS	GP	SH
Aleksander Barkov	FLA	C	79	5
Evander Kane	BUF, SJS	L	78	4
William Karlsson	VGK	C	82	4
Austin Watson	NSH	L	76	4
Leon Draisaitl	EDM	C	78	3
Brayden Point	TBL	C	82	3
Viktor Arvidsson	NSH	L	78	3
Brandon Tanev	WPG	L	61	3
Andrew Coglian	ANA	L	80	3
Blake Comeau	COL	L	79	3
Brian Gibbons	NJD	C	59	3
Blake Coleman	NJD	C	79	3
Tim Schaller	BOS	C	82	3
Vincent Trocheck	FLA	C	82	3

WINS

PLAYER	TEAM	GP	W
Andrei Vasilevskiy	TBL	65	44
Connor Hellebuyck	WPG	67	44
Pekka Rinne	NSH	59	42
Frederik Andersen	TOR	66	38
Sergei Bobrovsky	CBJ	65	37
Devan Dubnyk	MIN	60	35
Tuukka Rask	BOS	54	34
Braden Holtby	WSH	54	34
Jonathan Quick	LAK	64	33



**BE THE
THUNDER™**



**HISTORY
& RECORDS**

SEASON RECORDS

OVERALL SEASON	GP	W	L	T	OTL	PTS	PCT	GF	GA	FINISH, PLAYOFF RESULT
2017-18	82	54	23	-	5	113	.689	290	234	1st, Atlantic, Conf. Finals
2016-17	82	42	30	-	10	94	.573	230	224	5th, Atlantic, Out of Playoffs
2015-16	82	46	31	-	5	97	.591	227	201	2nd, Atlantic, Conf. Finals
2014-15	82	50	24	-	8	108	.659	262	211	2nd, Atlantic, Stanley Cup Final
2013-14	82	46	27	-	9	101	.616	240	215	2nd, Atlantic, Conf. Quarterfinals
2012-13	48	18	26	-	4	40	.417	148	150	4th, Southeast, Out of Playoffs
2011-12	82	38	36	-	8	84	.512	235	281	3rd, Southeast, Out of Playoffs
2010-11	82	46	25	-	11	103	.628	247	240	2nd, Southeast, Conf. Finals
2009-10	82	=34	36	-	12	80	.488	217	260	4th, Southeast, Out of Playoffs
2008-09	82	24	40	-	18	66	.402	210	279	5th, Southeast, Out of Playoffs
2007-08	82	31	42	-	9	71	.433	223	267	5th, Southeast, Out of Playoffs
2006-07	82	44	33	-	5	93	.567	253	261	2nd, Southeast, Conf. Quarterfinals
2005-06	82	43	33	-	6	92	.561	252	260	2nd, Southeast, Conf. Quarterfinals
2004-05										DID NOT PLAY
2003-04	82	46	22	8	6	106	.646	245	192	1st, Southeast, Won Stanley Cup
2002-03	82	36	25	16	5	93	.567	219	210	1st, Southeast, Conf. Semifinals
2001-02	82	27	40	11	4	69	.421	178	219	3rd, Southeast, Out of Playoffs
2000-01	82	24	47	6	5	59	.360	201	280	5th, Southeast, Out of Playoffs
1999-00	82	19	47	9	7	54	.329	204	310	4th, Southeast, Out of Playoffs
1998-99	82	19	54	9	-	47	.287	179	292	4th, Southeast, Out of Playoffs
1997-98	82	17	55	10	-	44	.268	151	269	7th, Atlantic, Out of Playoffs
1996-97	82	32	40	10	-	74	.451	217	247	6th, Atlantic, Out of Playoffs
1995-96	82	38	32	12	-	88	.537	238	248	5th, Atlantic, Conf. Quarterfinals
1994-95	48	17	28	3	-	37	.385	120	144	6th, Atlantic, Out of Playoffs
1993-94	84	30	43	11	-	71	.423	224	251	7th, Atlantic, Out of Playoffs
1992-93	84	23	54	7	-	53	.315	245	332	6th, Norris, Out of Playoffs
TOTALS	1,986	844	893	112	137	1,937	.488	5,406	6,027	

HOME SEASON	GP	W	L	T	OTL	PTS	PCT	
2017-18	41	29	10	-	2	60	.732	
2016-17	41	23	14	-	4	50	.610	
2015-16	41	25	13	-	3	53	.646	
2014-15	41	32	8	-	1	65	.793	
2013-14	41	25	10	-	6	56	.683	
2012-13	24	12	10	-	2	26	.542	
2011-12	41	25	14	-	2	52	.634	
2010-11	41	25	11	-	5	55	.671	
2009-10	41	21	14	-	6	48	.585	
2008-09	41	12	18	-	11	35	.427	
2007-08	41	20	18	-	3	43	.524	
2006-07	41	22	18	-	1	45	.549	
2005-06	41	25	14	-	2	52	.634	
2004-05								DID NOT PLAY
2003-04	41	24	10	4	3	55	.671	
2002-03	41	22	9	7	3	54	.659	
2001-02	41	16	17	5	3	40	.488	
2000-01	41	17	19	3	2	39	.476	
1999-00	41	13	20	4	4	34	.415	
1998-99	41	12	25	4	-	28	.341	
1997-98	41	11	23	7	-	29	.354	
1996-97	41	15	18	8	-	38	.463	
1995-96	41	22	14	5	-	49	.598	
1994-95	24	10	14	0	-	20	.417	
1993-94	42	14	22	6	-	34	.405	
1992-93	42	12	27	3	-	27	.321	
TOTALS	993	484	390	56	63	1,087	.547	

AWAY SEASON	GP	W	L	T	OTL	PTS	PCT	
2017-18	41	25	13	-	3	53	.646	
2016-17	41	19	16	-	6	44	.537	
2015-16	41	21	18	-	2	44	.537	
2014-15	41	18	16	-	7	43	.524	
2013-14	41	21	17	-	3	45	.549	
2012-13	24	6	16	-	2	14	.292	
2011-12	41	13	22	-	6	32	.390	
2010-11	41	21	14	-	6	48	.585	
2009-10	41	13	22	-	6	32	.390	
2008-09	41	12	22	-	7	37	.449	
2007-08	41	11	24	-	6	28	.341	
2006-07	41	22	15	-	4	48	.585	
2005-06	41	18	19	-	4	40	.488	
2004-05								DID NOT PLAY
2003-04	41	22	12	4	3	51	.622	
2002-03	41	14	16	9	2	39	.476	
2001-02	41	11	23	6	1	29	.354	
2000-01	41	7	28	3	3	20	.244	
1999-00	41	6	27	5	3	20	.244	
1998-99	41	7	29	5	-	19	.232	
1997-98	41	6	32	3	-	15	.183	
1996-97	41	17	22	2	-	36	.439	
1995-96	41	16	18	7	-	39	.476	
1994-95	24	7	14	3	-	17	.354	
1993-94	42	16	21	5	-	37	.440	
1992-93	42	11	27	4	-	26	.310	
TOTALS	993	360	503	56	74	850	.419	

AGAINST EASTERN CONFERENCE	GP	W	L	T	OTL	PTS	PCT	
2017-18	52	33	14	-	5	71	.683	
2016-17	54	30	18	-	6	66	.611	
2015-16	54	30	21	-	3	63	.583	
2014-15	54	34	15	-	5	73	.676	
2013-14	54	32	16	-	6	70	.648	
2012-13	48	18	26	-	4	40	.417	
2011-12	64	29	29	-	6	64	.500	
2010-11	64	36	19	-	9	81	.633	
2009-10	64	28	29	-	7	63	.492	
2008-09	64	18	31	-	15	51	.398	
2007-08	72	27	36	-	9	63	.438	
2006-07	72	39	29	-	4	82	.569	
2005-06	72	36	30	-	6	78	.542	
2004-05								DID NOT PLAY
2003-04	64	38	19	5	2	83	.648	
2002-03	60	26	18	12	4	68	.567	
2001-02	60	15	33	9	3	42	.350	
2000-01	60	19	32	5	4	47	.392	
1999-00	59	14	35	5	5	38	.322	
1998-99	57	12	37	8	-	32	.291	
1997-98	56	10	38	8	-	28	.264	
1996-97	56	20	27	7	-	47	.435	
1995-96	56	25	23	8	-	58	.518	
1994-95	46	17	26	3	-	37	.402	
1993-94	58	20	29	9	-	49	.454	
1992-93	26	7	16	3	-	17	.327	
TOTALS	1,446	613	646	82	103	1,411	.488	

AGAINST WESTERN CONFERENCE	GP	W	L	T	OTL	PTS	PCT	
2017-18	30	21	9	-	0	42	.700	
2016-17	28	12	12	-	4	28	.500	
2015-16	28	16	10	-	2	34	.607	
2014-15	28	16	9	-	3	35	.625	
2013-14	28	14	11	-	3	31	.554	
2012-13	0	0	0	-	0	0	.000	
2011-12	18	9	7	-	2	20	.556	
2010-11	18	10	6	-	2	22	.611	
2009-10	18	6	7	-	5	17	.472	
2008-09	18	6	9	-	3	15	.417	
2007-08	10	4	6	-	0	8	.400	
2006-07	10	5	4	-	1	11	.550	
2005-06	10	7	3	-	0	14	.700	
2004-05								DID NOT PLAY
2003-04	18	8	3	4	2	23	.639	
2002-03	22	10	7	4	1	25	.568	
2001-02	22	12	7	2	1	27	.614	
2000-01	22	5	15	1	1	12	.273	
1999-00	23	5	12	4	2	16	.348	
1998-99	25	7	17	1	-	15	.300	
1997-98	26	7	17	2	-	16	.308	
1996-97	26	12	11	3	-	27	.519	
1995-96	26	13	9	4	-	30	.652	
1994-95	0	0	0	0	-	0	.000	
1993-94	26	10	14	2	-	22	.423	
1992-93	58	16	38	4	-	36	.310	
TOTALS	538	231	243	30	34	526	.489	

AGAINST OWN DIVISION

SEASON	GP	W	L	T	OTL	PTS	PCT	
2017-18	28	18	8	-	2	38	.679	
2016-17	30	19	7	-	4	42	.700	
2015-16	30	15	12	-	3	33	.550	
2014-15	30	21	5	-	4	46	.687	
2013-14	30	19	8	-	3	41	.683	
2012-13	18	9	6	-	3	21	.583	
2011-12	24	13	7	-	4	30	.625	
2010-11	24	14	6	-	4	32	.667	
2009-10	24	13	10	-	1	27	.563	
2008-09	24	5	15	-	4	14	.292	
2007-08	32	12	17	-	3	27	.422	
2006-07	32	19	11	-	2	40	.625	
2005-06	32	16	11	-	5	37	.578	
2004-05								DID NOT PLAY
2003-04	24	13	8	3	0	29	.604	
2002-03	20	10	4	5	1	26	.650	
2001-02	20	7	10	3	0	17	.425	
2000-01	20	9	8	0	3	21	.525	
1999-00	20	2	15	3	0	7	.175	
1998-99	15	2	10	3	-	7	.233	
1997-98	31	7	20	4	-	18	.290	
1996-97	31	14	12	5	-	33	.532	
1995-96	32	13	13	6	-	32	.500	
1994-95	24	7	14	3	-	17	.354	
1993-94	26	5	16	5	-	15	.288	
1992-93	37	7	26	4	-	18	.243	
TOTALS	658	289	279	44	46	668	.508	

AGAINST OTHER DIVISIONS

SEASON	GP	W	L	T	OTL	PTS	PCT
2017-18	54	36	15	-	3	75	.720
2016-17	52	23	23	-	6		

SPECIAL TEAMS

POWER PLAY OVERALL

YEAR	GAMES	G	ATT	PCT	RANK
2017-18	82	66	276	23.9	3rd
2016-17	82	62	272	22.8	6th
2015-16	82	44	279	15.8	T-26th
2014-15	82	53	282	18.8	14th
2013-14	82	50	270	18.5	13th
2012-13	48	31	163	19.0	13th
2011-12	82	41	269	15.2	T-25th
2010-11	82	69	336	20.5	6th
2009-10	82	63	326	19.3	8th
2008-09	82	61	343	17.8	19th
2007-08	82	57	296	19.3	5th
2006-07	82	69	374	18.4	9th
2005-06	82	81	485	16.7	23rd
2004-05		Did Not Play			
2003-04	82	55	339	16.2	16th
2002-03	82	70	391	17.9	10th
2001-02	82	46	312	14.7	T-19th
2000-01	82	53	424	12.5	29th
1999-00	82	51	365	14.0	24th
1998-99	82	43	310	13.9	20th
1997-98	82	33	353	9.3	26th
1996-97	82	47	340	13.8	24th
1995-96	82	83	400	20.8	4th
1994-95	48	25	177	14.1	22nd
1993-94	84	57	388	14.7	24th
1992-93	84	74	424	17.5	20th

POWER PLAY HOME

YEAR	GAMES	G	ATT	PCT	RANK
2017-18	41	34	141	24.1	11th
2016-17	41	36	149	24.2	4th
2015-16	41	31	150	20.7	9th
2014-15	41	32	140	22.9	5th
2013-14	41	27	140	19.3	10th
2012-13	24	22	91	24.2	5th
2011-12	41	22	132	16.7	18th
2010-11	41	40	178	22.5	5th
2009-10	41	31	162	19.1	16th
2008-09	41	29	179	16.2	T-22nd
2007-08	41	35	163	21.5	4th
2006-07	41	34	186	18.3	T-16th
2005-06	41	39	238	16.4	T-23rd
2004-05		Did Not Play			
2003-04	41	29	182	15.9	23rd
2002-03	41	40	218	18.3	T-9th
2001-02	41	27	170	15.9	T-18th
2000-01	41	30	214	14.0	25th
1999-00	41	30	189	15.9	T-17th
1998-99	41	24	160	15.0	18th
1997-98	41	19	182	10.4	25th
1996-97	41	28	186	15.1	17th
1995-96	41	50	213	23.5	5th
1994-95	24	11	94	11.7	26th
1993-94	42	28	209	13.4	26th
1992-93	42	38	240	15.8	22nd

POWER PLAY AWAY

YEAR	GAMES	G	ATT	PCT	RANK
2017-18	41	32	135	23.7	3rd
2016-17	41	26	123	21.1	T-7th
2015-16	41	13	129	10.1	30th
2014-15	41	21	142	14.8	25th
2013-14	41	23	130	17.7	13th
2012-13	24	9	72	12.5	T-23rd
2011-12	41	19	137	13.9	T-21st
2010-11	41	29	158	18.4	9th
2009-10	41	32	164	19.5	8th
2008-09	41	32	164	19.5	12th
2007-08	41	22	133	16.5	T-22nd
2006-07	41	35	188	18.6	9th
2005-06	41	42	247	17.0	13th
2004-05		Did Not Play			
2003-04	41	26	157	16.5	10th
2002-03	41	30	173	17.3	12th
2001-02	41	19	142	13.4	22nd
2000-01	41	23	210	11.0	T-27th
1999-00	41	21	176	11.9	26th
1998-99	41	19	150	12.7	20th
1997-98	41	14	171	8.2	25th
1996-97	41	19	154	12.3	23rd
1995-96	41	33	187	17.6	9th
1994-95	24	14	83	16.9	11th
1993-94	42	29	179	16.2	15th
1992-93	42	36	184	19.6	11th

PENALTY KILL OVERALL

YEAR	GAMES	G	ATT	PCT	RANK
2017-18	82	64	268	77.0	28th
2016-17	82	48	258	81.4	13th
2015-16	82	41	257	84.0	7th
2014-15	82	42	257	83.7	T-7th
2013-14	82	52	270	80.7	23rd
2012-13	48	30	155	80.6	19th
2011-12	82	59	284	79.2	26th
2010-11	82	49	302	83.8	8th
2009-10	82	67	336	80.1	22nd
2008-09	82	89	405	78.0	26th
2007-08	82	56	312	82.1	17th
2006-07	82	66	305	78.4	T-28th
2005-06	82	72	390	81.5	20th
2004-05		Did Not Play			
2003-04	82	42	278	84.8	10th
2002-03	82	55	316	82.6	T-19th
2001-02	82	40	273	85.3	13th
2000-01	82	72	422	82.9	17th
1999-00	82	77	399	80.7	22nd
1998-99	82	68	387	82.4	20th
1997-98	82	72	410	82.4	23rd
1996-97	82	55	361	84.8	8th
1995-96	82	68	439	84.5	5th
1994-95	48	32	205	84.4	7th
1993-94	84	58	335	82.7	6th
1992-93	84	101	395	74.4	24th

PENALTY KILL HOME

YEAR	GAMES	G	ATT	PCT	RANK
2017-18	41	33	133	75.2	T-27th
2016-17	41	22	125	82.4	T-12th
2015-16	41	18	123	85.4	5th
2014-15	41	17	124	86.3	2nd
2013-14	41	24	134	82.1	18th
2012-13	24	14	77	81.8	19th
2011-12	41	29	134	78.4	28th
2010-11	41	24	153	84.3	T-8th
2009-10	41	29	169	82.8	T-16th
2008-09	41	40	199	79.9	22nd
2007-08	41	28	156	82.1	19th
2006-07	41	27	137	80.3	T-24th
2005-06	41	32	193	83.4	16th
2004-05		Did Not Play			
2003-04	41	22	146	84.9	17th
2002-03	41	25	153	83.7	16th
2001-02	41	20	131	84.7	T-16th
2000-01	41	30	205	85.4	T-12th
1999-00	41	45	204	77.9	28th
1998-99	41	29	183	84.2	20th
1997-98	41	43	212	79.7	25th
1996-97	41	23	188	87.8	2nd
1995-96	41	35	217	83.9	12th
1994-95	24	14	109	87.2	3rd
1993-94	42	28	159	82.4	12th
1992-93	42	42	184	77.2	22nd

PENALTY KILL AWAY

YEAR	GAMES	G	ATT	PCT	RANK
2017-18	41	31	135	77.0	23rd
2016-17	41	26	133	80.5	T-17th
2015-16	41	23	134	82.8	12th
2014-15	41	25	133	81.2	14th
2013-14	41	28	136	79.4	23rd
2012-13	41	16	78	79.5	16th
2011-12	41	30	150	80.0	T-18th
2010-11	41	25	149	83.2	11th
2009-10	41	38	167	77.2	25th
2008-09	41	49	206	76.2	30th
2007-08	41	28	156	82.1	16th
2006-07	41	39	168	76.8	27th
2005-06	41	40	197	79.7	24th
2004-05		Did Not Play			
2003-04	41	20	132	84.8	7th
2002-03	41	30	163	81.6	23rd
2001-02	41	20	142	85.9	7th
2000-01	41	42	217	80.6	23rd
1999-00	41	32	195	83.6	15th
1998-99	41	39	204	80.9	22nd
1997-98	41	29	198	85.4	11th
1996-97	41	32	173	81.5	18th
1995-96	41	33	222	85.1	2nd
1994-95	24	18	96	81.3	14th
1993-94	42	30	176	83.0	5th
1992-93	42	59	211	72.0	24th

SHORT-HANDED GOALS

YEAR	GAMES	FOR	AGAINST
2017-18	82	9	3
2016-17	82	4	8
2015-16	82	7	7
2014-15	82	7	6
2013-14	82	10	8
2012-13	48	0	4
2011-12	82	2	12
2010-11	82	1	16
2009-10	82	2	6
2008-09	82	4	9
2007-08	82	7	7
2006-07	82	14	11
2005-06	82	11	11
2004-05		Did Not Play	
2003-04	82	15	4
2002-03	82	6	4
2001-02	82	6	9
2000-01	82	9	11
1999-00	82	9	7
1998-99	82	11	10
1997-98	82	11	16
1996-97	82	13	9
1995-96	82	6	13
1994-95	48	6	5
1993-94	84	7	20
1992-93	84	8	12

PENALTY MINUTES

YEAR	GAMES	MINUTES	AVERAGE
2017-18	82	753	9.2
2016-17	82	875	10.7
2015-16	82	809	9.9
2014-15	82	788	9.6
2013-14	82	844	10.3
2012-13	48	577	12.0
2011-12	82	865	10.5
2010-11	82	905	11.0
2009-10	82	1357	16.8
2008-09	82	1306	15.9
2007-08	82	1040	12.7
2006-07	82	891	10.9
2005-06	82	959	11.7
2004-05		Did Not Play	
2003-04	82	951	12.0
2002-03	82	1079	13.2
2001-02	82	1072	13.1
2000-01	82	1404	17.1
1999-00	82	1733	21.1
1998-99	82	1316	16.0
1997-98	82	1823	22.2
1996-97	82	1686	20.6
1995-96	82	1628	19.9
1994-95	48	1040	21.7
1993-94	84	1579	18.8
1992-93	84	1625	19.3

SEASON LEADERS

SEASON	GOALS	ASSISTS	POINTS	PIM	SHOTS
2017-18	Kucherov 39	Kucherov 61	Kucherov 100	Stamkos 72	Kucherov 279
2016-17	Kucherov 40	Hedman 56	Kucherov 85	Paquette 80	Kucherov 246
2015-16	Stamkos 36	Hedman 37	Kucherov 66	Brown 59	Stamkos 216
2014-15	Stamkos 43	Palat 47	Stamkos 72	Morrow 64	Stamkos 268
2013-14	Stamkos 25	Hedman 42	Stamkos 72	Johnny Palat 72	Stamkos 268
2012-13	Filppula 25		Palat 61	Gudas 152	

ALL-TIME RECORDS

ALL-TIME SCORING

PLAYER	TP	PLAYER	TP	PLAYER	TP	PLAYER	TP	PLAYER	TP
Martin St. Louis	953	Dan Boyle	253	Peter Klima	133	Jonathan Drouin	95	Yanni Gourde	73
Vincent Lecavalier	874	Ondrej Palat	253	John Tucker	131	Paul Ranger	92	Filip Kuba	68
Steven Stamkos	668	Pavel Kubina	243	Dave Andreychuk	129	Darcy Tucker	91	Brian Boyle	66
Brad Richards	489	Alex Killorn	221	Mikael Andersson	123	Shawn Chambers	87	Shawn Burr	65
Vaclav Prospal	371	Teddy Purcell	203	Vladislav Namestnikov	123	Cory Sarich	85	Stephane J.J. Richer	65
Victor Hedman	364	Ryan Malone	201	Ryan Callahan	115	Matt Carle	82	Ryan Craig	63
Nikita Kucherov	334	Rob Zamuner	200	Anton Stralman	113	Anton Stralman	80	Denis Savard	63
Brian Bradley	300	Valterri Filppula	185	Steve Downie	112	Dino Ciccarelli	77	Andrej Sustr	63
Fredrik Modin	286	Alex Selivanov	171	Paul Ysebaert	108	Ben Clymer	76		
Tyler Johnson	261	Ruslan Fedotenko	144	Brayden Point	106	John Cullen	105		
Chris Gratton	259								

ALL-TIME GOALTENDING

PLAYER	YEARS	GP	MIN	GAA	W	L	OTL	SO	GA	SA	SPCT
Riku Helenius	2008-09	1	7	0.00	0	0	0	0	0	2	1.000
Kristers Gudlevskis	2013-14/16-17	3	132	1.37	1	0	1	0	3	73	.959
Ben Bishop	2012-13/16-17	227	13,005	2.28	131	64	20	17	494	6,222	.921
Nikolai Khabibulin	2000-01/03-04	192	11,080	2.39	83	74	28	14	442	5,157	.914
Cedrick Desjardins	2010-11/13-14	6	298	2.41	2	4	0	0	12	149	.919
Andrei Vasilevskiy	2014-15/17-18	155	8,780	2.61	85	49	11	12	382	4,616	.917
John Grahame	2002-03/05-06	103	5,754	2.64	53	36	5	8	253	2,538	.900
Daren Pappa	1993-94/99-00	206	11,576	2.68	77	91	26	12	518	5,477	.905
Rick Tabaracci	1996-97	55	3,012	2.75	20	25	6	4	138	1,415	.902
Sean Burke	2005-06	35	1,713	2.80	14	10	0	2	80	764	.895
Mike Smith	2007-08/10-11	118	6,720	2.85	43	52	17	0	319	3,361	.905
Mathieu Garon	2011-12/11-13	66	3,394	2.86	28	25	6	1	162	1,618	.900
Antero Niittymaki	2009-10	49	1,657	2.87	21	18	5	1	127	1,388	.909
Louis Domingue	2017-18	12	686	2.89	7	3	1	0	33	384	.914
Anders Lindback	2012-13/13-14	47	2,606	2.90	18	22	3	1	126	1,222	.897
Dan Ellis	2010-11	31	1,679	2.93	13	7	6	2	82	741	.889
Johan Holmqvist	2006-07/07-08	93	5,017	2.93	47	31	9	3	245	2,263	.892
Evgeny Konstantinov	2000-01/02-03	2	20	3.00	0	0	0	0	1	6	.833
Kevin Weekes	2000-01/01-02	80	4,207	3.09	23	42	3	6	217	2,252	.904
Sebastien Caron	2011-12	3	135	3.11	1	1	0	0	7	57	.877
Dwayne Roloson	2010-11/11-12	74	4,091	3.12	31	28	7	5	213	2,093	.898
Evgeni Nabokov	2014-15	11	553	3.15	3	6	2	10	29	245	.882
Mark Fitzpatrick	1997-98	34	1,938	3.16	7	24	1	1	102	975	.895
Corey Schwab	1996-97/98-99	87	4,429	3.25	21	46	5	3	240	2,241	.893
Kevin Hodson	1998-00/02-03	36	1,290	3.25	4	11	6	0	70	546	.872
Jeff Reese	1995-96	19	994	3.26	7	7	1	0	54	464	.884
Marc Denis	2006-07/07-08	54	2,768	3.32	18	23	2	1	153	1,267	.879
Karri Ramo	2006-07/08-09	48	2,650	3.35	11	21	10	0	148	1,411	.895
Peter Budaj	2016-17/17-18	15	709	3.38	6	4	1	0	40	345	.884
Wendell Young	1992-93/93-94	40	2,071	3.39	9	22	3	1	117	969	.879
Dan Cloutier	1999-00/00-01	76	3,497	3.50	12	43	6	1	204	1,799	.887
Dustin Tokarski	2009-10/11-12	7	288	3.54	1	3	1	0	17	132	.871
Mike McKenna	2008-09	15	776	3.56	7	8	1	1	46	406	.887
J.C. Bergeron	1992-93/95-96	53	2,775	3.65	14	26	5	1	169	1,267	.867
Derek Wilkinson	1995-96/98-99	22	933	3.66	3	12	3	0	57	454	.874
Olat Kolzig	2008-09	8	410	3.66	2	4	1	0	25	245	.898
Rich Parent	1999-00	14	698	3.70	2	7	1	0	43	353	.878
Zac Bierk	1997-98/99-00	26	1,001	3.78	5	9	2	0	63	539	.883
Dieter Kochan	1999-00/01-02	20	789	3.88	1	10	1	0	51	378	.865
Bill Ranford	1998-99	32	1,568	3.90	3	18	3	1	102	858	.881
Pat Jablonski	1992-93/93-94	58	3,102	3.94	13	30	7	1	204	1,568	.870
Wade Flaherty	2000-01	2	118	4.06	0	2	0	0	8	55	.854
David Littman	1992-93	1	45	9.33	0	1	0	0	7	21	.667

ALL-TIME LEADERS

GAMES PLAYED		GOALS		ASSISTS		PENALTY MINUTES					
RANK	PLAYER	GP	RANK	PLAYER	G	RANK	PLAYER	A	RANK	PLAYER	PIM
1.	Vincent Lecavalier	1,037	1.	Vincent Lecavalier	383	1.	Martin St. Louis	588	1.	Chris Gratton	828
2.	Martin St. Louis	972	2.	Martin St. Louis	365	2.	Vincent Lecavalier	491	2.	Pavel Kubina	784
3.	Steven Stamkos	664	3.	Steven Stamkos	348	3.	Brad Richards	339	3.	Vincent Lecavalier	746
4.	Pavel Kubina	662	4.	Brad Richards	150	4.	Steven Stamkos	320	4.	Enrico Ciccone	604
5.	Victor Hedman	626	5.	Nikita Kucherov	147	5.	Victor Hedman	282	5.	Cory Sarich	554
6.	Brad Richards	552	6.	Fredrik Modin	145	6.	Vaclav Prospal	244	6.	Steve Downie	554
7.	Cory Sarich	490	7.	Vaclav Prospal	127	7.	Brian Bradley	189	7.	Victor Hedman	485
8.	Chris Gratton	482	8.	Brian Bradley	111	8.	Dan Boyle	187	8.	Andre Roy	484
9.	Rob Zamuner	475	9.	Tyler Johnson	110	9.	Nikita Kucherov	187	9.	Roman Hamrlík	474
10.	Vaclav Prospal	468	10.	Chris Gratton	98	10.	Pavel Kubina	171	10.	Steven Stamkos	440

POWER-PLAY GOALS

RANK	PLAYER	PPG
1.	Steven Stamkos	126
2.	Vincent Lecavalier	112
3.	Martin St. Louis	96
4.	Brad Richards	49
5.	Vaclav Prospal	44
6.	Nikita Kucherov	39
7.	Dave Andreychuk	38
8.	Brian Bradley	37
9.	Pavel Kubina	33
10.	Fredrik Modin	32

GAME-WINNING GOALS

RANK	PLAYER	PPG
1.	Martin St. Louis	64
2.	Vincent Lecavalier	60
3.	Steven Stamkos	49
4.	Tyler Johnson	23
	Nikita Kucherov	23
	Fredrik Modin	23
7.	Dave Andreychuk	18
	Brad Richards	18
9.	Alex Killorn	17
	Brian Bradley	16
	Ruslan Fedotenko	16
	Ondrej Palat	16
	Vaclav Prospal	16

SHORT-HANDED GOALS

RANK	PLAYER	SHG
1.	Martin St. Louis	28
2.	Rob Zamuner	14
3.	Vincent Lecavalier	13
4.	Mikael Andersson	7
	Tyler Johnson	7
	Brad Richards	7
7.	Ondrej Palat	6
8.	Brian Boyle	5
	Pavel Kubina	5
	Mike Sillinger	5

GOALTENDING

GAMES PLAYED

RANK	PLAYER	GP
1.	Ben Bishop	227
2.	Daren Pappa	206
3.	Nikolai Khabibulin	192
4.	Andrei Vasilevskiy	155
5.	Mike Smith	118

MINUTES

RANK	PLAYER	MIN
1.	Ben Bishop	13,005
2.	Daren Pappa	11,576
3.	Nikolai Khabibulin	11,080
4.	Andrei Vasilevskiy	8,780
5.	Mike Smith	6,720

GOALS AGAINST AVERAGE

RANK	PLAYER	GAA
1.	Ben Bishop	2.28
2.	Nikolai Khabibulin	2.39
3.	Andrei Vasilevskiy	2.61
4.	John Grahame	2.64
5.	Daren Pappa	2.68

WINS

RANK	PLAYER	W
1.	Ben Bishop	131
2.	Andrei Vasilevskiy	85
3.	Nikolai Khabibulin	83
4.	Daren Pappa	77
5.	John Grahame	53

* Minimum 50 Games

SHUTOUTS

RANK	PLAYER	SO
1.	Ben Bishop	17
2.	Nikolai Khabibulin	14
3.	Daren Pappa	12
	Andrei Vasilevskiy	12
5.	John Grahame	8

SAVES

RANK	PLAYER	SV
1.	Daren Pappa	11,576
2.	Ben Bishop	5,728
3.	Daren Pappa	4,959
4.	Nikolai Khabibulin	4,715
5.	Andrei Vasilevskiy	4,234
	Mike Smith	3,042

SINGLE-SEASON LEADERS

GAMES PLAYED

RANK	PLAYER	GP
1.	Chris Gratton (1993-94)	84
2.	Rob Zamuner (1992-93)	84
3.	Adam Creighton (1992-93)	83

POINTS

RANK	PLAYER	PPTS
1.	Vincent Lecavalier (2006-07)	108
2.	Martin St. Louis (2006-07)	102
3.	Nikita Kucherov (2017-18)	100
4.	Martin St. Louis (2010-11)	99
5.	Steven Stamkos (2011-12)	97
6.	Steven Stamkos (2009-10)	95
7.	Martin St. Louis (2003-04)	94
8.	Martin St. Louis (2009-10)	94
9.	Vincent Lecavalier (2007-08)	92
10.	Brad Richards (2005-06)	91
	Steven Stamkos (2010-11)	

LAST TRADE WITH

ANAHEIM DUCKS: November 28, 2014 – Acquired a 2015 third-round draft pick (LW Dennis Yan) in exchange for D Eric Brewer

ARIZONA COYOTES: November 14, 2017 -- Acquired G Louis Domingue In exchange for G Michael Leighton and F Tye McGinn

F Stefan Fournier in exchange for F Jeremy Morin

BOSTON BRUINS: March 2, 2015 – Acquired a 2015 second-round draft pick (D Matthew Spencer) and a 2016 second-round draft pick in exchange for RW Brett Connolly

BUFFALO SABRES: June 25, 2000 – Acquired a 2001 seventh-round draft pick (traded to Ottawa) and a 2001 ninth-round draft pick (LW Ilya Solarev) in exchange for a 2000 seventh-round draft pick

CALGARY FLAMES: November 12, 2015 -- Acquired future considerations in exchange for G Kevin Poulin

CAROLINA HURRICANES: April 2, 2013 – Acquired RW Adam Hall and a 2013 seventh-round draft pick (RW Joel Vermin) in exchange for D Marc-Andre Bergeron

CHICAGO BLACKHAWKS: April 2, 2013 – Acquired LW Philippe Paradis in exchange for D Kirill Gotovets

COLORADO AVALANCHE: February 21, 2012 – Acquired D Kyle Quincey in exchange for RW Steve Downie

COLUMBUS BLUE JACKETS: March 5, 2014 – Acquired C Jonathan Marchessault and LW Dalton Smith in exchange for C Dana Tyrell and D Matt Taormina

DALLAS STARS: November 30, 2008 – Acquired RW Lauri Tukonen in exchange for D Andrew Hutchinson

DETROIT RED WINGS: February 27, 2012 – Acquired D Mike Commodore in exchange for a conditional 2013 seventh-round draft pick

EDMONTON OILERS: January 31, 2018 – Acquired G Edward Pasquale In exchange for future considerations

Acquired a 2016 seventh-round draft pick in exchange for a 2015 seventh-round draft pick

FLORIDA PANTHERS: January 21, 2013 – Acquired LW J.F. Jacques in exchange for future considerations

LOS ANGELES KINGS: June 13, 2018 – Acquired F Andy Andreoff In exchange for G Peter Budaj

MINNESOTA WILD: June 28, 2014 – Acquired a 2014 third-round draft pick (C Brayden Point) in exchange for a 2014 third-round draft pick and a 2015 seventh-round draft pick

MONTREAL CANADIENS: June 15, 2017 – Acquired D Mikhail Sergachev and a conditional 2018 second-round draft pick in exchange for F Jonathan Drouin and a 2018 conditional sixth-round draft pick.

NASHVILLE PREDATORS: June 15, 2012 – Acquired G Anders Lindback, C Kyle Wilson, and a 2012 seventh-round draft pick (LW Nikita Gusev) in exchange for G Sebastien Caron, two 2012 second-round draft picks, and a 2013 third-round draft pick

NEW JERSEY DEVILS: November 9, 2001 – Acquired D Josef Boumedienne, D Sascha Goc, and the rights to LW Anton But in exchange for D Andrei Zyuzin

NEW YORK ISLANDERS: July 1, 2017 – Acquired F Carter Verhaeghe in exchange for G Kristers Gudlevskis

NEW YORK RANGERS: February 26, 2018 – Acquired D Ryan McDonagh and F J.T. Miller In exchange for F Vladislav Namestnikov, F Brett Howden, D Libor Hajek, a 2018 first-round draft pick and a conditional 2019 second-round draft pick

Acquired D Daniel Walcott in exchange for a 2015 seventh-round draft pick

OTTAWA SENATORS: April 3, 2013 – Acquired G Ben Bishop in exchange for C Cory Conacher and a 2013 fourth-round draft pick

PHILADELPHIA FLYERS: March 1, 2017 – Acquired D Mark Streit in exchange for F Valtteri Filppula, a 2017 fourth-round draft pick and a 2017 seventh-round draft pick

PITTSBURGH PENGUINS: March 1, 2017 – Acquired a 2018 fourth-round draft pick in exchange for D Mark Streit

SAN JOSE SHARKS: February 9, 2015 – Traded G Evgeni Nabokov in exchange for future considerations

ST. LOUIS BLUES: July 10, 2012 – Acquired RW B.J. Crombeen and a 2014 fifth-round draft pick (traded to NY Rangers) in exchange for a 2013 fourth-round draft pick and a 2014 fourth-round draft pick

TORONTO MAPLE LEAFS: February 27, 2017 – Acquired F Byron Froese and a conditional 2017 second-round draft pick in exchange for F Brian Boyle

VANCOUVER CANUCKS: June 27, 2014 – Acquired D Jason Garrison, the rights to LW Jeff Costello, and a 2015 seventh-round draft pick (traded to Minnesota) in exchange for a 2014 second-round draft pick

VEGAS GOLDEN KNIGHTS: June 21, 2017 -- Selected D Jason Garrison at 2017 Expansion Draft in exchange for Tampa Bay's 2017 second-round pick, Pittsburgh's 2018 fourth-round pick and negotiating rights with unsigned forward prospect Nikita Gusev

WASHINGTON CAPITALS: June 23, 2001 – Acquired a 2001 second-round draft pick (D Andreas Holmqvist) in exchange for a 2002 second-round draft pick

WINNIPEG JETS: January 31, 2007 – Acquired RW Kyle Wanvig and RW Stephen Baby in exchange for D Andy Delmore and C Andre Deveaux

RECORD VS. OPPONENTS

OVERALL

TEAM	GP	W	L	T/OT	PTS	GF	GA	PCT
Los Angeles	37	22	11	4	48	101	79	.649
Columbus	28	17	10	1	35	72	59	.625
Winnipeg^	88	46	30	12	104	281	249	.591
Chicago	42	20	14	8	48	111	116	.571
Anaheim	34	16	12	6	38	82	85	.559
Carolina*	121	59	45	17	135	366	342	.558
Calgary	36	19	15	2	40	111	116	.556
Arizona++	39	21	17	1	43	121	108	.551
NY Islanders	97	48	40	9	105	278	284	.541
Montreal	98	44	38	16	104	240	258	.531
NY Rangers	98	45	42	11	101	290	306	.515
Florida	130	55	52	23	133	360	404	.512
Colorado+	43	18	18	7	43	115	137	.500
Nashville	26	11	11	4	26	72	78	.500
Philadelphia	94	40	43	11	91	269	287	.484
San Jose	40	18	19	2	38	116	128	.475
Edmonton	37	15	17	5	35	102	107	.473
Buffalo	98	39	46	13	91	256	290	.464
Ottawa	98	40	48	10	90	262	337	.459
Toronto	93	38	46	9	85	244	295	.457
Pittsburgh	92	38	46	8	84	262	304	.457
Vancouver	34	13	16	5	31	98	121	.456
Detroit	54	23	28	3	49	150	179	.454
Minnesota	24	9	12	3	21	53	64	.438
Dallas**	40	14	20	6	34	110	127	.425
St. Louis	41	14	21	6	34	111	136	.415
New Jersey	97	32	50	15	79	227	303	.407
Washington	125	41	70	14	96	323	429	.384
Boston	98	26	54	18	70	250	324	.357
Vegas	2	0	2	0	0	4	8	.000

HOME

TEAM	GP	W	L	T/OTL	PTS	PCT
Columbus	14	10	4	0	20	.714
Chicago	20	12	4	4	28	.700
Winnipeg^	44	28	11	5	61	.693
Minnesota	12	7	3	2	16	.667
Carolina*	59	36	19	4	76	.644
Colorado+	21	12	6	3	27	.643
NY Islanders	49	27	16	6	60	.612
Los Angeles	18	10	6	2	22	.611
Edmonton	19	10	6	3	23	.605
Florida	66	33	21	12	78	.591
Detroit	28	15	11	2	32	.571
Pittsburgh	46	25	19	2	52	.565
Philadelphia	47	23	21	3	53	.564
Montreal	50	22	16	12	56	.560
Anaheim	17	9	7	1	19	.559
NY Rangers	48	23	18	7	53	.552
St. Louis	22	10	8	4	24	.545
Vancouver	17	8	8	2	18	.529
Arizona++	18	10	7	1	19	.528
Calgary	18	9	8	1	19	.528
Ottawa	50	23	22	5	51	.510
San Jose	21	10	10	1	21	.500
Nashville	12	5	5	2	12	.500
Boston	48	19	21	8	46	.479
Toronto	46	20	22	4	44	.478
New Jersey	47	18	21	8	44	.468
Buffalo	50	18	24	8	44	.440
Washington	62	25	33	4	54	.435
Dallas**	21	6	12	3	15	.357
Vegas	1	0	1	0	0	.000

AWAY

TEAM	GP	W	L	T/OTL	PTS	PCT
Los Angeles	19	12	5	2	26	.684
Calgary	18	10	7	1	21	.583
Arizona++	21	12	9	0	24	.571
Anaheim	17	7	5	5	19	.559
Columbus	14	7	6	1	15	.536
Montreal	48	22	22	4	48	.500
Dallas**	19	8	8	3	19	.500
San Jose	19	9	9	1	19	.500
Nashville	14	6	6	2	14	.500
Buffalo	48	21	22	5	47	.490
Winnipeg^	44	18	19	7	43	.489
NY Rangers	50	22	24	4	48	.480
Carolina*	62	23	26	13	59	.476
NY Islanders	48	21	24	3	45	.469
Chicago	22	8	10	4	20	.455
Philadelphia	47	17	22	8	42	.447
Toronto	47	18	24	5	41	.436
Florida	64	22	31	11	55	.430
Ottawa	48	17	26	5	39	.406
Vancouver	17	5	9	3	13	.382
Colorado+	22	6	12	4	16	.364
New Jersey	50	14	29	7	35	.350
Pittsburgh	46	13	27	6	32	.348
Washington	63	16	37	10	42	.333
Edmonton	18	5	11	2	12	.333
Detroit	26	8	17	1	17	.327
St. Louis	19	4	13	2	10	.263
Boston	50	7	33	10	24	.240
Minnesota	12	2	9	1	5	.208
Vegas	1	0	1	0	0	.000

* Includes games against Hartford (1992-97)

+ Includes games against Quebec (1992-95)

^ Includes games against Atlanta (1999-2011)

** Includes games against Minnesota (1992-93)

++ Includes games against Winnipeg (1992-96)

OVERTIME / SHOOTOUT

WINS

DATE	OPPONENT	WINNING GOAL SCORER	TIME	SCORE
1992-93				
1. 11/17/92	at NY Islanders	Doug Crossman	1:16	6-5
2. 12/16/92	at San Jose	John Tucker	2:53	5-4
3. 3/25/93	at Ottawa	Mikael Andersson	0:36	3-2
1993-94				
4. 1/16/94	at Winnipeg	Mikael Andersson	0:09	3-2
5. 1/19/94	vs. NY Islanders	Chris Gratton	4:20	4-3
6. 3/30/94	at Buffalo	Brian Bradley	3:52	3-2
1994-95				
7. 3/2/95	at Ottawa	Brian Bradley	3:55	3-2
8. 3/27/95	vs. Montreal	Petr Klima	2:23	3-2
1995-96				
9. 11/18/95	vs. Vancouver	Petr Klima	2:06	5-4
10. 2/21/96	at Toronto	Brian Bellows	1:42	3-2
11. 2/23/96	at NY Islanders	Rob Zamuner	4:45	3-2
1996-97				
12. 10/5/96	at Pittsburgh	Shawn Burr	1:37	4-3
13. 1/21/97	vs. Colorado	Bill Houlder	2:02	3-2
14. 3/9/97	vs. Calgary	Rob Zamuner	2:20	2-1
15. 3/21/97	at Calgary	Jeff Toms	2:46	4-3
1998-99				
16. 12/12/98	at NY Islanders	Benoit Hogue	4:12	2-1
2000-01				
17. 3/1/00	vs. NY Islanders	Craig Millar	2:46	4-3
18. 3/6/01	vs. San Jose	Brad Richards	4:02	2-1
2001-02				
19. 11/10/01	vs. Pittsburgh	Vaclav Prospal	4:29	3-2
20. 12/21/01	vs. St. Louis	Vincent Lecavalier	3:25	4-3
21. 1/15/02	at New Jersey	Zdeno Ciger	1:25	5-4
22. 4/14/02	at Florida	Vincent Lecavalier	0:17	3-2
2002-03				
23. 10/10/02	at Florida	Vaclav Prospal	3:34	4-3
24. 11/17/02	at Carolina	Cory Sarich	3:45	2-1
2003-04				
25. 10/21/03	vs. Atlanta	Pavel Kubina	3:28	3-2
26. 11/18/03	at Philadelphia	Martin St. Louis	2:03	5-4
27. 12/1/04	at NY Rangers	Jassen Cullimore	2:03	2-1
28. 3/5/04	vs. New Jersey	Dave Andreychuk	2:17	3-2
2004-05				
	Did Not Play			
2005-06				
29. 11/23/05	at Washington	Vaclav Prospal	Shootout 4-3	
30. 12/2/05	vs. Chicago	Brad Richards	Shootout 3-2	
31. 12/26/05	vs. Carolina	Dan Boyle	4:26	5-4
32. 1/3/06	at NY Rangers	Vaclav Prospal	3:47	1-0
33. 1/26/06	vs. New Jersey	Ruslan Fedotenko	2:22	1-0
34. 1/31/06	vs. Toronto	Vincent Lecavalier	Shootout 3-2	
35. 2/6/06	at NY Islanders	Vincent Lecavalier	4:05	3-2
36. 3/7/06	at Pittsburgh	Brad Richards	Shootout 5-4	
37. 3/23/06	vs. Washington	Pavel Kubina	0:37	4-3
38. 3/25/06	vs. NY Rangers	Brad Richards	Shootout 4-3	
39. 4/6/06	vs. Atlanta	Brad Richards	Shootout 3-2	
40. 4/15/06	vs. Carolina	Martin St. Louis	4:49	3-2
2006-07				
41. 10/5/06	at Atlanta	Vincent Lecavalier	Shootout 3-2	
42. 11/8/06	at Pittsburgh	Vincent Lecavalier	2:41	4-3
43. 11/17/06	vs. NY Islanders	Dmitry Afanasev	Shootout 3-2	
44. 11/24/06	at Atlanta	Martin St. Louis	2:25	3-2
45. 1/7/07	at Pittsburgh	Martin St. Louis	Shootout 3-2	
46. 1/18/07	at New Jersey	Brad Richards	Shootout 3-2	
47. 1/20/07	at Carolina	Vaclav Prospal	Shootout 6-5	
48. 1/30/07	at Philadelphia	Vincent Lecavalier	Shootout 4-3	
49. 2/6/07	vs. Los Angeles	Brad Richards	Shootout 3-2	
50. 2/15/07	vs. Washington	Martin St. Louis	Shootout 3-2	
51. 2/20/07	vs. Florida	Martin St. Louis	Shootout 3-2	
52. 2/22/07	at Atlanta	Martin St. Louis	3:44	5-4
53. 3/1/07	at Washington	Nick Tarnasky	Shootout 5-4	
54. 3/10/07	at Calgary	Dan Boyle	2:59	3-2
55. 3/20/07	vs. NY Islanders	Filip Kubsa	0:55	4-3
2007-08				
56. 12/4/07	vs. Ottawa	Vaclav Prospal	Shootout 4-3	
57. 12/11/07	at Montreal	Brad Richards	Shootout 3-2	
58. 2/7/08	at Nashville	Vaclav Prospal	0:58	2-1
59. 2/29/08	vs. Toronto	Dan Boyle	2:02	3-2
2008-09				
60. 10/21/08	vs. Atlanta	Vincent Lecavalier	1:41	3-2
61. 11/1/08	vs. Ottawa	Evgeny Artyukhin	Shootout 3-2	
62. 12/26/08	at Florida	Ryan Malone	Shootout 4-3	
63. 3/14/09	at Atlanta	Steven Stamkos	Shootout 4-3	
64. 3/24/09	vs. Columbus	Martin St. Louis	3:04	2-1
2009-10				
65. 11/3/09	at Toronto	Ryan Malone	2:21	2-1
66. 11/12/09	vs. Minnesota	Vincent Lecavalier	Shootout 4-3	
67. 11/22/09	at Atlanta	Steven Stamkos	2:56	4-3
68. 1/21/10	vs. Toronto	Martin St. Louis	4:50	3-2
69. 1/23/10	vs. Atlanta	Jeff Halpern	Shootout 2-1	
70. 2/6/10	vs. Calgary	Andrej Meszaros	1:58	2-1
71. 3/23/10	vs. Carolina	Martin St. Louis	0:29	3-2
72. 4/8/10	vs. Ottawa	Teddy Purcell	Shootout 4-3	
73. 4/10/10	vs. Florida	Steven Stamkos	Shootout 4-3	

DATE	OPPONENT	WINNING GOAL SCORER	TIME	SCORE
2010-11				
74. 10/13/10	at Montreal	Ryan Malone	4:09	4-3
75. 11/30/10	at Toronto	Simon Gagne	1:15	4-3
76. 12/11/10	at Vancouver	Steven Stamkos	0:34	5-4
77. 12/15/10	vs. Atlanta	Victor Hedman	Shootout 2-1	
78. 12/23/10	at NY Rangers	Ryan Malone	Shootout 4-3	
79. 12/26/10	at Atlanta	Vincent Lecavalier	1:13	3-2
80. 1/1/11	vs. NY Rangers	Nate Thompson	0:19	2-1
81. 1/4/11	at Washington	Martin St. Louis	2:54	1-0
82. 1/18/11	vs. Columbus	Ryan Malone	Shootout 3-2	
83. 1/20/11	at Atlanta	Dominic Moore	Shootout 3-2	
84. 1/21/11	at Florida	Dominic Moore	Shootout 2-1	
85. 2/6/11	vs. St. Louis	Vincent Lecavalier	4:53	4-3
86. 2/12/11	vs. Carolina	Marc-Andre Bergeron	1:32	4-3
87. 3/9/11	vs. Chicago	Justin St. Louis	Shootout 4-3	
2011-12				
88. 11/4/11	vs. Chicago	Vincent Lecavalier	4:06	5-4
89. 11/6/11	at Florida	Dominic Moore	Shootout 4-3	
90. 11/9/11	vs. Philadelphia	Brett Connolly	2:30	2-1
91. 12/25/11	at Florida	Steven Stamkos	2:29	2-1
92. 12/8/11	at NY Rangers	Dominic Moore	Shootout 3-2	
93. 12/15/11	vs. Calgary	Steven Stamkos	0:30	5-4
94. 1/31/12	vs. Washington	Steven Stamkos	2:45	4-3
95. 2/16/12	vs. San Jose	Martin St. Louis	2:27	6-5
96. 3/2/12	vs. NY Rangers	Ryan Malone	1:58	4-3
97. 3/3/12	at Carolina	Steven Stamkos	2:41	4-3
98. 3/22/12	vs. Edmonton	Teddy Purcell	Shootout 3-2	
99. 3/31/12	vs. Winnipeg	Steven Stamkos	0:45	3-2
100. 4/7/12	at Winnipeg	Teddy Purcell	1:08	4-3
2012-13				
101. 2/16/13	at Florida	Benoit Pouliot	1:19	6-5
102. 3/29/13	vs. New Jersey	Teddy Purcell	Shootout 5-4	
2013-14				
103. 10/5/13	at Chicago	Valtteri Filppula	Shootout 1-0	
104. 10/9/13	at Buffalo	Alex Killorn	1:50	3-2
105. 10/24/13	vs. Chicago	Martin St. Louis	1:16	6-5
106. 10/27/13	at Florida	Steven Stamkos	Shootout 4-3	
107. 11/9/13	at Detroit	Teddy Purcell	3:51	3-2
108. 11/12/13	at Montreal	Valtteri Filppula	Shootout 2-1	
109. 12/12/13	vs. Detroit	Martin St. Louis	Shootout 2-1	
110. 12/17/13	at NY Islanders	Nikita Kucherov	Shootout 3-2	
111. 12/21/13	vs. Carolina	Radko Gudas	2:16	3-2
112. 1/23/14	vs. Ottawa	Nikita Kucherov	Shootout 4-3	
113. 2/1/14	at Montreal	Nate Thompson	4:36	2-1
114. 3/27/14	vs. NY Islanders	Samu Salo	Shootout 3-2	
115. 3/29/14	at Buffalo	Steven Stamkos	1:53	4-3
116. 4/13/14	at Washington	Matt Carle	Shootout 1-0	
2014-15				
117. 10/9/14	vs. Florida	Victor Hedman	1:11	3-2
118. 10/21/14	at Calgary	Ondrej Palat	3:00	2-1
119. 11/9/14	at Detroit	Ryan Callahan	Shootout 4-3	
120. 1/17/15	vs. Colorado	Ryan Callahan	Shootout 3-2	
121. 3/10/15	at Montreal	Tyler Johnson	1:03	1-0
122. 4/9/15	at New Jersey	Victor Hedman	1:22	4-3
123. 4/11/15	vs. Boston	Victor Hedman	Shootout 3-2	
2015-16				
124. 10/8/15	vs. Philadelphia	Jason Garrison	2:17	3-2
125. 10/23/15	at Winnipeg	Ondrej Palat	0:36	4-3
126. 11/25/15	vs. Los Angeles	Valtteri Filppula	Shootout 2-1	
127. 12/15/15	at Toronto	Vladislav Namestnikov	2:01	5-4
128. 1/2/16	vs. Minnesota	Ryan Callahan	Shootout 3-2	
129. 1/9/16	at Vancouver	Nikita Kucherov	3:51	3-2
130. 1/15/16	vs. Pittsburgh	Vladislav Namestnikov	2:11	5-4
131. 2/12/16	vs. Nashville	Tyler Johnson	1:04	4-3
132. 2/18/16	vs. Winnipeg	Steven Stamkos	Shootout 6-5	
133. 3/5/16	vs. Carolina	Alex Killorn	4:17	4-3
2016-17				
134. 10/18/16	vs. Florida	Brayden Point	Shootout 4-3	
135. 12/3/16	vs. Washington	Brian Boyle	Shootout 2-1	
136. 12/28/16	vs. Montreal	Tyler Johnson	1:36	4-3
137. 2/4/17	vs. Anaheim	Brian Boyle	Shootout 3-2	
138. 2/19/17	at Colorado	Jonathan Drouin	2:27	3-2
139. 3/1/17	vs. Carolina	Victor Hedman	0:46	4-3
140. 3/4/17	at Buffalo	Brayden Point	Shootout 2-1	
141. 3/14/17	at Ottawa	Victor Hedman	4:16	2-1
142. 3/24/17	at Detroit	Nikita Kucherov	3:28	2-1
143. 3/27/17	vs. Chicago	Yanni Gourde	4:25	5-4
2017-18				
144. 10/9/17	vs. Washington	Brayden Point	3:08	4-3
145. 11/4/17	vs. Columbus	Steven Stamkos	Shootout 5-4	
146. 11/22/17	vs. Chicago	Brayden Point	3:25	3-2
147. 12/9/17	vs. Winnipeg	Brayden Point	0:36	4-3
148. 12/21/17	vs. Ottawa	Brayden Point	Shootout 4-3	
149. 1/23/18	at Nashville	Yanni Gourde	1:45	4-3
150. 2/24/18	at Montreal	Brayden Point	Shootout 4-3	
151. 2/26/18	vs. Toronto	Brayden Point	Shootout 4-3	
152. 3/1/18	at Dallas	Cory Conacher	4:19	5-4
153. 3/3/18	vs. Philadelphia	Brayden Point	Shootout 7-6	
154. 3/6/18	vs. Florida	Brayden Point	2:49	5-4
155. 3/10/18	vs. Montreal	Nikita Kucherov	Shootout 3-2	

LOSSES

DATE	OPPONENT	WINNING GOAL SCORER	TIME	SCORE
1992-93				
1. 10/16/92	at Buffalo	Bob Sweeney	2:30	4-5
2. 11/27/92	at Calgary	Joel Otto	1:01	2-3
3. 11/28/92	at Edmonton	Craig Simpson	3:45	3-4
4. 3/16/93	vs. Hartford	Murray Craven	1:03	3-4
1993-94				
5. 10/30/93	at Florida	Dave Lowry	4:56	1-2
6. 11/27/93	vs. Philadelphia	Kevin Dineen	0:34	3-4
7. 3/3/94	vs. New Jersey	John MacLean	3:04	4-5
8. 3/22/94	at NY Islanders	Vladimir Malakhov	3:59	4-5
1994-95				
9. 3/4/95	at Hartford	Fred Krak	1:11	2-3
10. 3/24/95	vs. Boston	Robert Knipscheer	3:32	3-4
1995-96				
11. 11/10/95	vs. Edmonton	Jason Arnott	2:41	3-4
12. 11/16/95	vs. Toronto	Benoit Hogue	0:32	4-5
13. 2/10/96	vs. Detroit	Sergei Fedorov	0:52	2-3
1996-97				
14. 12/21/96	at Hartford	Robert Kron	2:11	5-6
15. 2/14/97	at Washington	Steve Konowalchuk	2:57	4-5
1997-98				
16. 1/21/98	vs. Washington	Kelly Miller	3:32	2-3
17. 3/16/98	at Boston	Steve Heinze	1:24	3-4
18. 3/25/98	vs. Montreal	Patrice Brisebois	2:34	1-2
1998-99				
19. 12/15/98	at Pittsburgh	Kevin Hatcher	3:17	2-3
20. 1/4/99	at Toronto	Fredrik Modin	1:54	4-5
1999-00				
21. 10/19/99	vs. Vancouver	Mark Messier	0:43	5-6
22. 11/28/99	vs. Buffalo	Michal Grosse	2:26	2-3
23. 12/19/99	at NY Rangers	Theo Fleury	0:45	4-5
24. 1/8/00	at Calgary	Phil Housley	4:28	2-3
25. 2/3/00	vs. Montreal	Martin Rucinsky	0:31	1-2
26. 2/10/00	at NY Islanders	Tim Connolly	3:49	4-5
27. 3/8/00	at			

OVERTIME HISTORY

LIGHTNING OVERTIME SCORING LEADERS

PLAYER	G	A	PTS	PLAYER	G	A	PTS	PLAYER	G	A	PTS
M. St. Louis	10	11	21	Y. Gourde	2	0	2	B. Lee	0	1	1
S. Stamkos	8	10	18	R. Zamuner	2	0	2	B. Clark	0	1	1
V. Lecavalier	8	6	14	A. Meszaros	1	1	2	D. Tyrell	0	1	1
V. Hedman	3	6	9	D. Andreychuk	1	1	2	T. Pyatt	0	1	1
V. Prospal	4	4	8	B. Bellows	1	1	2	R. Panik	0	1	1
P. Kubina	2	6	8	R. Gudas	1	1	2	S. Bergenheim	0	1	1
T. Johnson	4	3	7	M. Lundin	0	2	2	R. Petiot	0	1	1
N. Kucherov	2	4	6	P. Ranger	0	2	2	J. Jokinen	0	1	1
B. Richards	1	5	6	M. Bergevin	0	2	2	E. Perrin	0	1	1
B. Point	4	1	5	R. Hamrik	0	2	2	B. Clymer	0	1	1
D. Boyle	3	2	5	N. Pratt	0	2	2	F. Modin	0	1	1
B. Bradley	2	3	5	A. Tanguay	0	2	2	C. Cross	0	1	1
V. Namestnikov	2	3	5	D. Moore	0	2	2	J. Cullen	0	1	1
T. Purcell	2	3	5	S. Downie	0	2	2	M. Johnson	0	1	1
M. Bergeron	1	4	5	C. Conacher	1	0	0	A. Kharitonov	0	1	1
R. Malone	3	1	4	J. Drouin	1	0	1	J. Lafreniere	0	1	1
A. Killorn	2	2	4	S. Gagne	1	0	1	S. Neckar	0	1	1
O. Palat	1	3	4	F. Kubla	1	0	1	P. Poulin	0	1	1
C. Gratton	1	3	4	S. Burr	1	0	1	A. Selivanov	0	1	1
V. Filppula	0	4	4	Z. Ciger	1	0	1	A. Vasilevskyi	0	1	1
A. Stralman	0	4	4	D. Crossman	1	0	1	T. Warriner	0	1	1
N. Thompson	2	1	3	B. Hogue	1	0	1	J. Wiemer	0	1	1
M. Andersson	2	1	3	R. Fedotenko	1	0	1	J. Ylomen	0	1	1
P. Klina	2	1	3	B. Houlder	1	0	1	P. Ysebaert	0	1	1
J. Garrison	1	2	3	C. Millar	1	0	1	T. Taylor	0	1	1
C. Sarich	1	2	3	J. Toms	1	0	1	M. Garon	0	1	1
J. Tucker	1	2	3	J. Cullimore	1	0	1	B. Bishop	0	1	1
C. Stillman	0	3	3	B. Connolly	1	0	1	B. Coburn	0	1	1
E. Brewer	0	3	3	B. Pouliot	1	0	1				

OVERTIME/SHOOTOUT RECORD VS. NHL

OPPONENT	GP	W	L	T	PTS
Anaheim	7	1	5	1	8
Arizona	2	1	1	0	3
Boston	19	0	10	9	19
Buffalo	17	4	8	5	21
Calgary	8	5	2	1	13
Carolina	30	10	10	10	40
Chicago	14	7	2	5	21
Colorado	10	4	4	2	14
Columbus	3	2	0	1	5
Dallas	6	1	3	2	7
Edmonton	7	3	2	2	10
Florida	8	1	5	2	9
Los Angeles	37	13	14	10	50
Minnesota	6	2	2	2	8
Montreal	25	8	11	6	33
Nashville	6	3	1	2	9
New Jersey	20	5	8	7	25
NY Islanders	20	10	7	3	30
NY Rangers	18	7	6	5	25
Ottawa	16	8	6	2	24
Philadelphia	17	5	4	8	22
Pittsburgh	15	6	4	5	21
St. Louis	7	2	2	3	9
San Jose	5	3	0	2	8
Toronto	19	8	9	2	27
Vancouver	8	3	3	2	11
Vegas	-	9	-	-	34
Washington	25	8	10	6	34
Winnipeg	28	16	8	4	44
TOTAL	409	149	149	111	558

YEAR-BY-YEAR SHOOTOUT RECORD

SEASON	OVERALL				HOME				AWAY					
	GP	W	L	PTS	GP	W	L	PTS	GP	W	L	PTS		
2017-18	8	6	2	14	2017-18	5	5	0	10	2017-18	3	1	2	4
2016-17	7	4	3	11	2016-17	4	3	1	7	2016-17	3	1	2	4
2015-16	6	3	3	9	2015-16	5	3	2	8	2015-16	1	0	1	1
2014-15	8	3	5	11	2014-15	3	2	1	5	2014-15	5	1	4	6
2013-14	14	8	6	22	2013-14	8	3	5	11	2013-14	6	5	1	11
2012-13	4	1	3	5	2012-13	3	1	2	4	2012-13	1	0	1	1
2011-12	6	3	3	9	2011-12	2	1	1	3	2011-12	4	2	2	6
2010-11	12	6	6	18	2010-11	7	3	4	10	2010-11	5	3	2	8
2009-10	11	4	7	15	2009-10	9	4	5	13	2009-10	2	0	2	6
2008-09	13	3	10	16	2008-09	9	1	8	10	2008-09	4	2	2	6
2007-08	3	2	1	5	2007-08	1	1	0	2	2007-08	2	1	1	3
2006-07	12	10	2	22	2006-07	4	4	0	8	2006-07	8	6	2	14
2005-06	10	6	4	16	2005-06	5	4	1	9	2005-06	5	2	3	7
TOTAL	114	59	55	173	TOTAL	65	35	30	100	TOTAL	49	24	25	73

LIGHTNING ALL-TIME SHOOTOUT SCORING LEADERS

PLAYER	S	G	%	GDG
N. Tarnasky	1	1	100.0	1
B. Point	15	10	66.7	6
B. Richards	24	13	54.2	7
D. Moore	10	5	50.0	4
M. Carle	4	2	50.0	1
M. Kostka	2	1	50.0	0
J. Marchessault	2	1	50.0	0
S. Salo	2	1	50.0	1
B. Boyle	2	5	40.0	2
A. Hall	8	3	37.5	0
V. Prospal	14	5	35.7	3
J. Jokinen	9	3	33.3	0
E. Arfanasenkov	3	1	33.3	1
F. Modin	3	1	33.3	0
S. Gagne	3	1	33.3	0
J. Halpern	3	1	33.3	1
V. Filppula	20	6	30.0	3
N. Kucherov	18	8	28.6	3
R. Callahan	14	4	28.6	3
S. Stamkos	42	11	26.2	5
R. Malone	12	3	25.0	3
J. Drouin	8	2	25.0	0
V. Lecavalier	49	12	24.5	4
T. Purcell	17	4	23.5	3
M. St. Louis	35	8	22.9	5
V. Hedman	18	4	22.2	2
O. Palat	1	0	0.0	0
D. Afanasenkov	1	0	0.0	0
B. Bochenko	1	0	0.0	0
D. B. Boyle	1	0	0.0	0
C. Conacher	1	0	0.0	0
R. Craig	1	0	0.0	0
K. Foster	1	0	0.0	0
Y. Gourde	1	0	0.0	0
C. Kunitz	1	0	0.0	0
A. Meszaros	1	0	0.0	0
E. Morrow	0	0	0.0	0
V. Namestnikov	1	0	0.0	0
M. Ohlund	1	0	0.0	0
M. Pouliot	1	0	0.0	0
T. Pyatt	1	0	0.0	0
M. Recchi	1	0	0.0	0
M. Ritola	1	0	0.0	0
M. Sergachev	1	0	0.0	0
A. Stralman	1	0	0.0	0
N. Thompson	1	0	0.0	0
S. Veilleux	1	0	0.0	0
R. Vrbata	1	0	0.0	0
J. Ward	1	0	0.0	0
S. Bergenheim	2	0	0.0	0
A. Killorn	2	0	0.0	0
F. Kubla	2	0	0.0	0
P. Kubina	2	0	0.0	0
R. Panik	2	0	0.0	0
S. Downie	3	0	0.0	0
R. Fedotenko	3	0	0.0	0
T. Johnson	3	0	0.0	0
E. Perrin	4	0	0.0	0
A. Tanguay	4	0	0.0	0

SHOOTOUT RECORD VS. NHL

OPPONENT	GP	W	L	PTS
Anaheim	2	1	1	3
Arizona	1	0	1	1
Boston	5	1	4	6
Buffalo	4	1	3	5
Calgary	-	-	-	-
Carolina	4	1	3	5
Chicago	4	3	1	7
Colorado	3	1	2	4
Columbus	2	2	0	4
Dallas	-	-	-	-
Detroit	2	2	0	4
Edmonton	3	1	2	4
Florida	14	8	6	22
Los Angeles	4	2	1	5
Minnesota	3	2	1	6
Montreal	10	4	6	14
Nashville	1	0	1	1
New Jersey	8	2	5	10
NY Islanders	4	3	1	7
NY Rangers	4	3	1	7
Ottawa	7	5	2	12
Philadelphia	3	2	1	5
Pittsburgh	2	2	0	4
St. Louis	-	-	-	-
San Jose	-	-	-	-
Toronto	4	2	2	6
Vancouver	1	0	1	1
Vegas	-	-	-	-
Washington	10	5	5	15
Winnipeg	9	6	3	15
TOTAL	114	59	55	173

GOALTENDING SHOOTOUT LEADERS

PLAYER	W	L	SA	GASV%
M. Denis	5	1	23	.913
A. Vasilevskyi	8	3	39	.872
J. Holmqvist	7	1	37	.865
M. Garon	2	2	10	.800
A. Niittymaki	3	4	23	.783
A. Lindback	2	1	9	.778
D. Ellis	2	3	24	.750
J. Grahame	4	1	16	.750
L. Domingue	1	0	4	.750
D. Roloson	5	5	39	.718
B. Bishop	13	1		

ALL-TIME HAT TRICKS

HAT TRICKS FOR

DATE	PLAYER	OPPONENT	SCORE	GOALTENDER
1992-93				
1. 10/7/92	Chris Kontos (4)	vs. Chicago	W, 7-3	Ed Belfour
2. 11/7/92	Doug Crossman	at NY Islanders	W, 6-5 (OT)	Mark Fitzpatrick
3. 12/5/92	Brian Bradley	vs. Detroit	L, 9-7	Vincent Riendeau
4. 4/13/93	Mikael Andersson	at Winnipeg	W, 5-3	Jim Hrivnak
1993-94				
None				
1994-95				
None				
1995-96				
5. 3/1/96	Brian Bellows	at San Jose	W, 7-3	Wade Flaherty
6. 3/1/96	Jason Wiemer	at San Jose	W, 7-3	Wade Flaherty
1996-97				
7. 10/12/96	Chris Gratton	at Toronto	W, 7-4	Felix Potvin
8. 11/8/96	Dino Ciccarelli	vs. Pittsburgh	T, 5-5	Ken Wregget
1997-98				
9. 11/19/97	Rob Zamuner	vs. NY Rangers	W, 6-3	Jason Muzzatti
10. 3/21/98	Mikael Renberg	vs. Florida	W, 5-1	John Vanbiesbrouck
1998-99				
11. 12/30/98	Wendel Clark	at Carolina	L, 3-4	Arturs Irbe
12. 3/6/99	Wendel Clark	at Montreal	W, 6-1	Jeff Hackett
13. 3/19/99	Wendel Clark	vs. Detroit	L, 3-5	Chris Osgood
1999-2000				
None				
2000-01				
14. 10/22/00	Fredrik Modin	at NY Rangers	W, 4-2	Mike Richter
2001-02				
15. 1/15/02	Zdeno Ciger	at New Jersey	W, 5-4 (OT)	Martin Brodeur
2002-03				
16. 11/8/02	Vincent Lecavalier	vs. Pittsburgh	W, 4-1	Johan Hedberg
17. 1/30/03	Martin St. Louis	vs. Carolina	W, 3-1	Kevin Weekes
18. 3/22/03	Vincent Lecavalier	vs. Phoenix	W, 4-0	Brian Boucher
2003-04				
19. 11/8/03	Vincent Lecavalier	vs. Pittsburgh	W, 9-0	Sebastien Caron
20. 1/3/04	Fredrik Modin	vs. Philadelphia	W, 6-1	Robert Esche
21. 1/3/04	Martin St. Louis	vs. Carolina	W, 5-4	Kevin Weekes/ Jamie Storr
2004-05				
22. 1/24/04	Martin St. Louis	at Calgary	W, 6-2	Roman Turek
2004-05				
Did Not Play				
2005-06				
23. 11/4/05	Vaclav Prospal	vs. Philadelphia	W, 5-2	Robert Esche
24. 12/8/06	Fredrik Modin	at Philadelphia	W, 6-0	Antero Nittymaki
2006-07				
25. 10/26/06	Martin St. Louis	vs. Carolina	W, 5-1	Cam Ward
26. 12/7/06	Vincent Lecavalier	vs. Atlanta	W, 8-0	Kari Lehtonen
27. 12/23/06	Dan Boyle	vs. NY Rangers	W, 4-3	Henrik Lundqvist
2007-08				
28. 11/4/07	Vincent Lecavalier	vs. Carolina	W, 6-1	Johan Grahame
29. 3/11/08	Vincent Lecavalier	vs. NY Islanders	W, 8-4	Rick DiPietro
2008-09				
30. 2/17/09	Steven Stamkos	vs. Chicago	L, 3-5	Cristobal Huet
2009-10				
31. 10/10/09	Ryan Malone	vs. Carolina	W, 5-2	Cam Ward
2010-11				
32. 10/22/10	Steven Stamkos	at Atlanta	W, 5-2	Chris Mason/ Peter Mannino
33. 11/18/10	Steven Stamkos	at Philadelphia	W, 8-7	Sergei Bobrovsky/ Brian Boucher
34. 2/23/11	Teddy Purcell	vs. Phoenix	W, 8-3	Jason Labarbera
2011-12				
35. 11/4/11	Steven Stamkos	vs. Chicago	W, 5-4 (OT)	Ray Emery
36. 12/31/11	Steven Stamkos	vs. Carolina	W, 5-2	Cam Ward
37. 2/4/12	Martin St. Louis	vs. Florida	W, 6-3	Scott Clemmensen
38. 2/26/12	Martin St. Louis	vs. New Jersey	W, 4-3	Martin Brodeur
39. 3/29/12	Ryan Malone	vs. New Jersey	L, 4-6	Martin Brodeur
40. 4/7/12	Teddy Purcell	at Winnipeg	W, 4-3 (OT)	Jedrej Pavelec
2012-13				
41. 4/24/13	Martin St. Louis	vs. Toronto	W, 5-2	James Reimer
2013-14				
42. 10/10/13	Steven Stamkos	vs. Florida	W, 7-2	Jacob Markstrom
43. 1/18/14	Martin St. Louis	vs. San Jose	L, 4-5	Antti Niemi
44. 1/25/14	Tyler Johnson	vs. Colorado	W, 5-2	Semyon Varlamov
45. 3/19/14	Steven Stamkos	at Toronto	W, 5-3	James Reimer
2014-15				
46. 10/13/14	Steven Stamkos	vs. Montreal	W, 7-1	Carey Price
47. 10/28/14	Nikita Kucherov	vs. Arizona	W, 7-3	Mike Smith
48. 12/23/14	Tyler Johnson	vs. Pittsburgh	W, 4-3	Marc-Andre Fleury
49. 1/29/15	Cedric Paquette	vs. Detroit	W, 5-1	Petr Mrazek
50. 1/5/16	Vladislav Namestnikov	vs. Pittsburgh	W, 5-4OT	Marc-Andre Fleury
2016-17				
51. 2/27/17	Nikita Kucherov	vs. Ottawa	W, 5-1	Mike Condon
52. 3/23/17	Nikita Kucherov	at Boston	W, 6-3	Tuukka Rask
2017-18				
53. 1/9/18	Tyler Johnson	vs. Carolina	W, 5-4	Cam Ward
54. 3/13/18	J.T. Miller	vs. vs. Ottawa	L, 7-4	Mike Condon

HAT TRICKS AGAINST

DATE	PLAYER	OPPONENT	SCORE	GOALTENDER
1992-93				
1. 11/17/92	Evgeny Davydov	vs. Winnipeg	L, 5-6	Wendell Young
2. 3/9/93	Teemu Selanne	vs. Winnipeg	L, 2-4	Wendell Young
1993-94				
3. 12/1/93	Derek Plante	vs. Buffalo	L, 0-3	Daren Pappa
4. 2/5/94	Peter Bondra (5)	at Washington	L, 3-3	Daren Pappa
5. 3/15/94	Gary Roberts (4)	vs. Calgary	L, 3-7	Wendell Young
1994-95				
6. 2/14/95	John LeClair	vs. Philadelphia	L, 2-5	Daren Pappa
7. 3/1/95	Uwe Krupp	at Quebec	L, 2-8	Daren Pappa/ J.C. Bergeron

DATE	PLAYER	OPPONENT	SCORE	GOALTENDER
1995-96				
8. 10/15/95	Dan Quinn	vs. Ottawa	L, 4-7	Daren Pappa
9. 1/2/96	Theoren Fleury	at Calgary	L, 0-10	Daren Pappa/ J.C. Bergeron
1996-97				
10. 1/6/96	Alexander Mogilny	at Vancouver	L, 2-9	Daren Pappa/ J.C. Bergeron
11. 3/26/96	Stephane Richer	vs. New Jersey	L, 4-6	Daren Pappa
1996-97				
12. 11/16/96	Brian Rolston	at New Jersey	L, 3-6	Derek Wilkinson
1997-98				
13. 3/28/98	Vincent Damphousse	at Montreal	L, 2-8	Mark Fitzpatrick/ Zac Bierk
1998-99				
14. 10/16/98	John LeClair	vs. Philadelphia	L, 2-5	Daren Pappa
15. 11/10/98	Kevin Stevens	vs. NY Rangers	L, 2-10	Bill Ranford
16. 2/3/99	Peter Bondra (4)	at Washington	L, 1-10	Corey Schwab/ Bill Ranford
17. 3/8/99	Magnus Arvedson	at Ottawa	L, 3-9	Corey Schwab
1999-00				
18. 10/7/99	Luc Robitaille	vs. Los Angeles	L, 2-5	Daren Pappa/ John Grahame
19. 10/28/99	Dave Andreychuk (4)	at Boston	L, 3-7	Daren Pappa/ Kevin Hodson
2000-01				
20. 1/1/00	Pavel Bure (4)	at Florida	L, 5-7	Kevin Hodson
21. 3/12/00	Tony Amonte	vs. Chicago	L, 1-4	Rich Parent
2000-01				
22. 11/1/00	Theoren Fleury	at NY Rangers	L, 1-6	Kevin Weekes
23. 12/6/00	John LeClair	at Philadelphia	L, 3-6	Dan Cloutier
24. 1/4/01	Radek Bonk	at Ottawa	L, 3-8	Kevin Weekes/ Dan Cloutier
25. 2/17/01	Petr Nedved	vs. NY Rangers	L, 4-5	Kevin Weekes
26. 3/1/01	Joe Thornton	at Boston	L, 1-3	Kevin Weekes
2002-03				
27. 11/5/02	Alexander Mogilny	at Toronto	L, 3-4	Nikolai Khabibulin
28. 2/4/03	Jaromir Jagr	vs. Washington	L, 1-5	Nikolai Khabibulin
29. 2/11/03	Dave Scatchard	at NY Islanders	L, 2-6	Nikolai Khabibulin
30. 4/6/03	Kamil Piro	at Atlanta	L, 2-6	Nikolai Khabibulin
2003-04				
-None-				
2004-05				
Did Not Play				
2005-06				
31. 11/11/05	Ilya Kovalchuk	at Atlanta	L, 2-5	John Grahame
32. 3/9/06	Derek Roy	at Buffalo	L, 5-8	John Grahame/ Sean Burke
2006-07				
33. 10/16/06	Justin Williams	vs. Carolina	L, 1-5	Marc Denis/ Johan Holmqvist
34. 11/8/06	Nils Ekman	at Pittsburgh	W, 4-3	Johan Holmqvist
35. 12/5/06	Daniel Briere	at Buffalo	L, 1-4	Marc Denis
36. 3/18/07	Alexander Semin	at Washington	L, 1-7	Marc Denis
2007-08				
37. 10/31/07	Jay Pandolfo	at New Jersey	L, 1-6	Johan Holmqvist/ Marc Denis
38. 11/3/07	Ilya Kovalchuk	vs. Atlanta	L, 4-6	Johan Holmqvist
39. 12/13/07	Kristian Huselius	vs. Calgary	L, 6-9	Johan Holmqvist/ Marc Denis
40. 12/13/07	Jarome Iginla	vs. Calgary	L, 6-9	Marc Denis
41. 1/24/08	Daniel Alfredsson	at Ottawa	L, 8-4	Johan Holmqvist/ Karri Ramo
42. 2/20/08	Thomas Vanek	at Buffalo	L, 3-4 (OT)	Johan Holmqvist
43. 3/19/08	Sergei Bobrovsky/ Brian Boucher	at Buffalo	L, 4-7	Thomas Vanek
44. 4/2/08	Chad Larose	at Carolina	L, 2-6	Mike Smith
2008-09				
45. 11/6/08	Chris Drury	at NY Rangers	L, 2-5	Mike Smith
46. 11/23/08	Dainius Zubrus (4)	vs. New Jersey	L, 3-7	Olaf Kolzig/ Karri Ramo
47. 3/7/09	Eric Staal (4)	vs. Carolina	L, 3-9	Mike McKenna/ Karri Ramo
2009-10				
48. 10/15/09	Milan Michalek	at Ottawa	L, 1-7	Mike Smith
49. 3/18/10	Jason Pominville	vs. Buffalo	L, 2-6	Antero Nittymaki
50. 3/27/10	Derek Roy	at Buffalo	L, 1-7	Antero Nittymaki/ Mike Smith
2010-11				
51. 11/11/10	Alexander Semin	at Washington	L, 3-6	Dan Ellis
52. 11/26/10	Alexander Semin	at Washington	L, 0-6	Mike Smith/ Dan Ellis
53. 1/5/11	Chris Kunitz	at Pittsburgh	L, 1-8	Dwayne Roloson
54. 2/8/11	Drew Stafford	vs. Buffalo	L, 4-7	Dwayne Roloson
55. 4/5/11	Thomas Vanek	at Buffalo	L, 2-4	Dwayne Roloson
2011-12				
56. 1/13/12	Troy Brouwer	at Washington	L, 3-4	Dwayne Roloson
57. 1/15/12	Evgeni Malkin	vs. Pittsburgh	L, 3-6	Mathieu Garon
58. 2/14/12	Jason Spezza	vs. Ottawa	L, 0-4	Mathieu Garon
59. 2/25/12	Evgeni Malkin	at Pittsburgh	L, 1-8	Dwayne Roloson
60. 3/6/12	Milan Michalek	vs. Ottawa	L, 3-7	Dwayne Roloson
2012-13				
-None-				
2013-14				
61. 10/12/13	Sidney Crosby	vs. Pittsburgh	L, 4-5	Anders Lindback
62. 12/10/13	Alex Ovechkin	at Washington	L, 5-6 (OT)	Ben Bishop
63. 1/18/14	Joe Pavelski	vs. San Jose	L, 5-6	Ben Bishop
2014-15				
64. 12/13/14	Nicklas Backstrom	at Washington	L, 2-4	Ben Bishop
65. 2/22/15	Nathan MacKinnon	at Colorado	L, 4-5	Andrei Vasilevskiy
2015-16				
-None-				
2016-17				
66. 10/30/16	Michael Grabner	at NY Rangers	L, 1-6	Ben Bishop
67. 12/1/16	Vladimir Tarasenko	at St. Louis	L, 4-5	Ben Bishop
68. 1/5/17	Colton Sissons	vs. Nashville	L, 1-6	Andrei Vasilevskiy
69. 2/18/17	Antoine Roussel	at Dallas	L, 3-4 (OT)	Andrei Vasilevskiy
70. 3/18/17	T.J. Oshie	vs. Washington	L, 3-5	Andrei Vasilevskiy
2017-18				
71. 12/16/17	Gabriel Landeskog	at Colorado	W, 6-5	Peter Budaj
72. 2/5/18	Connor McDavid	at Edmonton	L, 6-2	Andrei Vasilevskiy/ Louis Domingue
73. 3/6/18	Nick Bjugstad	vs. Florida	W, 5-4	Andrei Vasilevskiy

ALL-TIME ATTENDANCE

HOME ATTENDANCE

SEASON	ARENA	CAPACITY	GAMES	TOTAL ATTENDANCE	% CAPACITY	HIGH	LOW	AVERAGE
2017-18	Amalie Arena	19,092	41	782,772	100.0	19,092	19,092	19,092
2016-17	Amalie Arena	19,092	41	782,772	100.0	19,092	19,092	19,092
2015-16	Amalie Arena	19,092	41	782,772	100.0	19,092	19,092	19,092
2014-15	Amalie Arena	19,204	41	771,761	98.0	19,204	17,109	18,823
2013-14	Times Forum	19,204	41	763,096	96.9	19,204	16,310	18,612
2012-13	Times Forum	19,204	24	457,337	99.2	19,204	17,323	19,056
2011-12	Times Forum	19,204	41	757,192	96.7	19,204	16,489	18,468
2010-11	Times Forum	19,758	41	708,022	87.4	20,849	13,277	17,269
2009-10	Times Forum	19,758	41	635,388	78.4	20,230	12,154	15,497
2008-09	Times Forum^	19,758	41	676,409	83.5	20,544	13,490	16,498
2007-08	Times Forum	19,758	41	766,412	94.6	20,926	16,110	18,693
2006-07	Times Forum	19,758	41	814,944	100.6	21,404	17,704	19,877
2005-06	Times Forum	19,758	41	840,887	103.8	22,120	19,802	20,509
2004-05	Did Not Play							
2003-04	Times Forum	19,758	41	730,634	90.2	20,762	12,784	17,820
2002-03	Times Forum	19,758	41	678,354	83.7	20,819	12,022	16,545
2001-02	Ice Palace Arena	19,758	41	644,610	79.6	20,914	11,421	15,722
2000-01	Ice Palace Arena	19,758	41	611,173	75.4	20,835	10,656	14,907
1999-00	Ice Palace Arena	19,758						

ALL-TIME SHUTOUTS & PENALTY SHOTS

ALL-TIME SHUTOUTS FOR

DATE	OPPONENT	SCORE	SAVES	GOALTENDER
1992-93				
1. 11/13/92	vs. Ottawa	1-0	38	Pat Jablonski
1993-94				
2. 12/30/93	at Ottawa	1-0	11	Daren Puppa
3. 1/4/94	at Toronto*	1-0	28	Daren Puppa
4. 1/24/94	vs. Buffalo	4-0	23	Daren Puppa
5. 2/23/94	at Calgary	4-0	18	Daren Puppa
6. 4/9/94	at Boston	3-0	32	Wendell Young
* Game played at Hamilton, Ontario.				
1994-95				
7. 3/31/95	vs. Hartford	2-0	25	Daren Puppa
8. 4/9/95	at Hartford	3-0	23	J. C. Bergeron
1995-96				
9. 11/27/95	vs. Los Angeles	2-0	45	Daren Puppa
10. 12/31/95	at Ottawa	3-0	18	Daren Puppa
11. 1/3/96	at Edmonton	5-0	28	Daren Puppa
12. 3/5/96	vs. Chicago	2-0	20	Daren Puppa
13. 3/10/96	vs. Washington	1-0	28	Daren Puppa
1996-97				
14. 10/15/96	at Buffalo	4-0	22	Corey Schwab
15. 11/19/96	vs. Los Angeles	3-0	31	Corey Schwab
16. 1/13/97	at Chicago	2-0	27	Rick Tabaracci
17. 2/4/97	at Phoenix	2-0	21	Rick Tabaracci
18. 3/1/97	vs. Florida	2-0	24	Rick Tabaracci
19. 3/25/97	vs. Ottawa	5-0	28	Rick Tabaracci
1997-98				
20. 12/17/97	vs. Boston	2-0	31	Corey Schwab
21. 12/31/97	vs. NY Rangers	2-0	14	Corey Schwab (33 min), Derek Wilkinson (27 min, W), Mark Fitzpatrick
1998-99				
22. 3/14/98	vs. Chicago	1-0	37	Daren Puppa
1998-99				
23. 10/21/98	vs. Pittsburgh	5-0	28	Daren Puppa
24. 10/30/98	at Los Angeles	3-0	27	Daren Puppa
25. 12/29/98	vs. NY Islanders	3-0	35	Bill Ranford
26. 4/8/99	vs. Boston	3-0	7	Kevin Hodson (20 min, W), Corey Schwab (40 min.)
2000-01				
27. 11/14/00	at Montreal	1-0	34	Kevin Weekes
28. 12/2/00	vs. Detroit	3-0	26	Dan Cloutier
29. 2/24/01	at Philadelphia	0-0	27	Kevin Weekes
30. 3/3/01	at NY Islanders	6-0	25	Kevin Weekes
31. 3/19/01	vs. Carolina	1-0	20	Kevin Weekes
2001-02				
32. 10/13/01	at Los Angeles	1-0	31	Kevin Weekes
33. 10/25/01	vs. Los Angeles	3-0	28	Nikolai Khabibulin
34. 11/17/01	vs. Carolina	2-0	26	Nikolai Khabibulin
35. 12/23/01	vs. New Jersey	2-0	29	Nikolai Khabibulin
36. 11/25/01	at Carolina	4-0	41	Nikolai Khabibulin
37. 12/6/01	vs. Columbus	1-0	27	Nikolai Khabibulin
38. 12/26/01	at Nashville	1-0	31	Kevin Weekes
39. 1/6/02	at Phoenix	3-0	33	Nikolai Khabibulin
40. 1/26/02	at NY Rangers	1-0	42	Nikolai Khabibulin
2002-03				
41. 10/30/02	vs. NY Rangers	3-0	24	Nikolai Khabibulin
42. 1/7/03	vs. Detroit	1-0	30	Nikolai Khabibulin
43. 1/28/03	at Philadelphia	3-0	34	John Grahame
44. 2/19/03	at Atlanta	2-0	27	Nikolai Khabibulin
45. 2/25/03	vs. Anaheim	2-0	24	Nikolai Khabibulin
46. 3/22/03	at Phoenix	4-0	21	Nikolai Khabibulin
2003-04				
47. 10/23/03	at Columbus	1-0	20	John Grahame
48. 11/8/03	vs. Pittsburgh	9-0	15	Nikolai Khabibulin
49. 11/23/03	at Carolina	0-0	37	Nikolai Khabibulin
50. 3/1/04	at Colorado	3-0	16	Nikolai Khabibulin
2004-05				
Did Not Play				
2005-06				
51. 10/20/05	at Atlanta	6-0	15	John Grahame
52. 1/3/06	at NY Rangers	1-0	36	John Grahame
53. 1/21/06	at Atlanta	2-0	20	John Grahame
54. 1/26/06	vs. New Jersey	6-0	20	John Grahame
55. 1/28/06	at Philadelphia	6-0	38	Sean Burke
56. 2/4/06	vs. Washington	5-0	29	John Grahame
57. 4/8/06	vs. Pittsburgh	1-0	25	Sean Burke
2006-07				
58. 12/7/06	vs. Atlanta	8-0	21	Marc Denis
59. 2/1/07	at Carolina	4-0	31	John Holmqvist
2007-08				
60. 1/18/08	at Pittsburgh	3-0	27	Johan Holmqvist
61. 1/19/08	at Ottawa	3-0	25	Johan Holmqvist
62. 3/15/08	vs. NY Rangers	3-0	20	Mike Smith
2008-09				
63. 10/18/08	vs. Minnesota	0-1 (SO)	21	Mike Smith
64. 12/23/08	at Pittsburgh	2-0	15	Mike Smith
65. 2/7/09	vs. NY Islanders	1-0	28	Mike McKenna
2009-10				
66. 12/5/09	vs. NY Islanders	4-0	30	Mike Smith
67. 1/27/10	vs. Montreal	3-0	33	Antero Niittymaki
68. 3/31/10	at Pittsburgh	2-0	27	Mike Smith
2010-11				
69. 10/30/10	at Phoenix	3-0	23	Dan Ellis
70. 11/9/10	vs. Toronto	4-0	28	Dan Ellis
71. 1/4/11	at Washington	1-0 (OT)	34	Dwayne Roloson
72. 1/12/11	vs. Washington	3-0	23	Dwayne Roloson
73. 1/25/11	vs. Toronto	2-0	20	Dwayne Roloson
74. 2/1/11	vs. Philadelphia	4-0	38	Dwayne Roloson
75. 4/3/11	at Chicago	2-0	21	Mike Smith
2011-12				
76. 10/22/11	vs. Buffalo	3-0	21	Mathieu Garon
77. 10/29/11	vs. Winnipeg	1-0	28	Dwayne Roloson
2012-13				
78. 4/4/13	at Carolina	5-0	45	Ben Bishop
2013-14				
79. 11/1/13	at Carolina	3-0	31	Ben Bishop
80. 11/23/13	vs. NY Rangers	3-0	37	Ben Bishop
81. 12/15/13	at Detroit	3-0	28	Ben Bishop
82. 1/3/14	at Calgary	2-0	19	Ben Bishop
83. 3/15/14	vs. New Jersey	3-0	23	Ben Bishop

84. 4/8/14	vs. Toronto	3-0	25	Anders Lindback
85. 4/13/14	at Washington	1-0 (SO)	18	Anders Lindback
2014-15				
86. 12/4/14	vs. Buffalo	5-0	13	Ben Bishop
87. 2/27/15	vs. Chicago	4-0	28	Ben Bishop
88. 3/3/15	vs. Buffalo	3-0	28	Andrei Vasilevskiy
89. 3/10/15	at Montreal	1-0 (OT)	36	Ben Bishop
90. 4/4/15	at Florida	4-0	34	Ben Bishop
2015-16				
91. 11/21/15	vs. Anaheim	5-0	30	Ben Bishop
92. 1/12/16	at Colorado	4-0	21	Ben Bishop
93. 1/27/16	vs. Toronto	1-0	30	Andrei Vasilevskiy
94. 2/26/16	at New Jersey	4-0	21	Ben Bishop
95. 3/13/16	at Columbus	4-0	37	Ben Bishop
96. 3/19/16	at Arizona	2-0	32	Ben Bishop
97. 3/28/16	vs. Toronto	3-0	34	Ben Bishop
2016-17				
98. 11/14/16	at NY Islanders	4-0	34	Andrei Vasilevskiy
99. 11/19/16	at Philadelphia	3-0	32	Andrei Vasilevskiy
100. 2/7/17	vs. Los Angeles	5-0	30	Ben Bishop
2017-18				
101. 10/19/17	at Columbus	2-0	43	Andrei Vasilevskiy
102. 11/28/17	at Buffalo	2-0	34	Andrei Vasilevskiy
103. 12/12/17	at St. Louis	3-0	32	Andrei Vasilevskiy
104. 12/23/17	vs. Minnesota	3-0	22	Andrei Vasilevskiy
105. 12/31/17	at Columbus	5-0	21	Andrei Vasilevskiy
106. 1/2/18	at Toronto	2-0	29	Andrei Vasilevskiy
107. 1/22/18	at Chicago	2-0	40	Andrei Vasilevskiy
108. 4/3/18	vs. Boston	4-0	33	Andrei Vasilevskiy

ALL-TIME SHUTOUTS AGAINST

DATE	OPPONENT	SCORE	SAVES	GOALTENDER
1992-93				
1. 12/18/92	vs. New Jersey	0-2	29	Craig Billington
2. 12/31/92	at Chicago	0-5	22	Ef Belfour
3. 1/4/93	at Vancouver	0-7	27	Kirk McLean
4. 2/11/93	vs. Minnesota	0-1	34	Jon Casey
1993-94				
5. 10/9/93	vs. Florida	0-2	35	John Vanbiesbrouck
6. 10/23/93	vs. Toronto	0-2	25	Felix Potvin
7. 11/3/93	at Montreal	0-1	37	Patrick Roy
8. 11/26/93	at Philadelphia	0-3	27	Tommy Soderstrom
9. 2/3/94	vs. Buffalo	0-3	33	Arturs Hasek
10. 1/13/94	at Chicago	0-1	20	Ef Belfour
11. 3/20/94	vs. Washington	0-3	23	Don Beaupre
12. 4/12/94	vs. NY Islanders	0-2	30	Ron Hextall
1994-95				
13. 3/13/95	vs. Washington	0-3	16	Jim Carey
1995-96				
14. 10/14/95	at Washington	0-2	21	Jim Carey
15. 11/1/95	at Pittsburgh	0-10	27	Ken Wreggett
16. 12/14/95	at Philadelphia	0-4	18	Ron Hextall
17. 1/2/96	at Calgary	0-10	32	Trevor Kidd
18. 2/24/96	at Detroit	0-2	25	Mike Vernon
19. 3/15/96	at New Jersey	0-5	32	Martin Brodeur
20. 3/17/96	at Ottawa	0-5	30	Damian Rhodes
1996-97				
21. 11/27/96	vs. Buffalo	0-3	32	Dominik Hasek
22. 12/19/96	at Boston	0-3	34	Bill Ranford
23. 2/1/97	vs. Boston	0-3	25	Rob Tallas
24. 2/5/97	at Dallas	0-3	28	Arturs Hasek
25. 3/6/97	vs. Phoenix	0-5	30	Nikolai Khabibulin
26. 3/13/97	vs. NY Islanders	0-3	24	Tommy Salo
27. 4/4/97	at New Jersey	0-3	26	Martin Brodeur
1997-98				
28. 10/10/97	at Detroit	0-3	29	Chris Osgood
29. 10/18/97	at New Jersey	0-5	27	Mike Dunham
30. 11/28/97	at Carolina	0-2	27	Sean Burke
31. 12/5/97	at Buffalo	0-4	38	Dominik Hasek
32. 12/10/97	at Dallas	0-3	12	Ef Belfour
33. 12/14/97	at Philadelphia	0-3	20	Ron Hextall
34. 1/31/98	at Florida	0-2	27	John Vanbiesbrouck
35. 3/1/98	vs. Edmonton	0-2	20	Curtis Joseph
36. 4/1/98	at NY Islanders	0-4	25	Wade Flaherty
37. 4/6/98	vs. NY Islanders	0-3	26	Wade Flaherty
38. 4/18/98	at NY Islanders	0-4	25	Wade Flaherty
1998-99				
39. 10/14/98	vs. NY Islanders	0-2	22	Tommy Salo
40. 12/23/98	at Buffalo	0-2	38	Dominik Hasek
41. 2/2/99	vs. Toronto	0-3	23	Curtis Joseph
42. 3/13/99	at Florida	0-1	24	Sean Burke
43. 3/17/99	vs. Pittsburgh	0-2	16	Jean-Sebastian Aubin
44. 3/24/99	vs. Nashville	0-2	27	Mike Dunham
45. 4/1/99	at St. Louis	0-3	27	Frank Fuhr
1999-00				
46. 10/9/99	at New Jersey	0-1	14	Martin Brodeur
47. 12/18/99	at Philadelphia	0-4	29	Brian Bouchier
48. 1/22/00	at NY Islanders	0-2	28	Kevin Weekes
49. 2/8/00	vs. San Jose	0-8	23	Steve Shields
50. 3/21/00	at Boston	0-4	16	Robbie Tallas (40 min, W), John Grahame (20 min.)
2000-01				
51. 10/27/00	vs. Ottawa	0-6	24	Jani Hurme
52. 12/8/00	vs. Colorado	0-2	24	David Aebischer
53. 1/2/01	vs. Philadelphia	0-3	21	Roman Cechmanek
54. 1/20/01	at Ottawa	0-3	18	Jani Hurme
55. 2/24/01	at Philadelphia	0-3	36	Roman Cechmanek
56. 3/4/01	at New Jersey	0-6	15	Martin Brodeur
57. 3/22/01	vs. Atlanta	0-2	29	Milan Hnilicka
2001-02				
58. 10/7/01	vs. Florida	0-5	28	Roberto Luongo
59. 11/6/01	at NY Islanders	0-3	29	Chris Osgood
60. 12/1/01	at Philadelphia	0-2	15	Roman Cechmanek
61. 12/2/01	at NY Rangers	0-1	20	Mike Richter
62. 1/2/02	at Minnesota	0-2	36	Dwayne Roloson
63. 1/4/02	at Chicago	0-2	17	Jocelyn Thibault
2002-03				
64. 12/23/02	at Washington	0-3	40	Olaf Kolzig
6				

BEST & WORST RECORD

BEST GAME	PTS	RECORD	YEAR(S)	WORST PTS	RECORD	YEAR(S)
1	2	1-0-0	1992-93, 1996-97, 1997-98, 1999-2000, 2002-03, 2003-04, 2005-06, 2006-07, 2007-08, 2010-11, 2011-12, 2014-15, 2015-16, 2016-17, 2017-18	0	0-1-0	1993-94, 1994-95, 1998-99, 2001-02, 2008-09, 2009-10, 2013-14
2	4	2-0-0	2002-03, 2003-04, 2007-08, 2010-11, 2015-16, 2016-17	0	0-2-0	1993-94, 1994-95, 2001-02, 2008-09
3	6	3-0-0	2002-03, 2003-04, 2007-08, 2010-11, 2015-16, 2016-17	0	0-3-0	1993-94, 2001-02
4	8	4-0-0	2003-04	1	0-3-1	1998-99
5	10	5-0-0	2003-04	1	0-4-1	1998-99
6	12	6-0-0	2003-04	3	1-4-1	1998-99, 2000-01
7	13	6-0-1	2003-04	5	2-4-1	1993-94, 1997-98, 1998-99, 2000-01
8	15	7-0-1	2003-04	5	1-3-3	2008-09
9	15	7-1-1	2003-04, 2017-18	5	2-5-1	1997-98, 2000-01
10	17	8-1-1	2017-18	6	2-6-2	1997-98
11	19	9-1-1	2017-18	6	2-6-1-1	2000-01
12	19	8-1-2-1	2003-04	6	2-7-2	1997-98
13	21	10-2-1	2017-18	6	2-7-1-1	2000-01
14	22	10-2-2	2017-18	6	2-8-2	1997-98
15	24	11-2-2	2017-18	6	2-9-2	1997-98
16	26	12-2-2	2017-18	6	2-10-2	1997-98
17	28	13-2-2	2017-18	6	2-11-2	1997-98
18	30	14-2-2	2017-18	6	2-12-2	1997-98
19	32	15-2-2	2017-18	6	2-13-2	1997-98
20	32	15-3-2	2017-18	6	2-14-2	1997-98
21	34	16-3-2	2017-18	8	2-15-2	1997-98
22	34	16-4-2	2017-18	10	2-16-2	1997-98
23	34	16-5-2	2017-18	11	2-17-2	1997-98
24	36	17-5-2	2017-18	11	2-18-2	1997-98
25	36	17-6-2	2014-15, 2017-18	12	2-19-2	1997-98
26	38	18-6-2	2017-18	14	2-20-2	1997-98
27	40	19-6-2	2017-18	14	2-21-2	1997-98
28	42	20-6-2	2017-18	14	2-22-2	1997-98
29	44	21-6-2	2017-18	14	2-23-2	1997-98
30	46	22-6-2	2017-18	16	2-24-2	1997-98
31	48	23-6-2	2017-18	16	2-25-2	1997-98
32	50	24-6-2	2017-18	17	2-26-2	1997-98
33	50	24-7-2	2017-18	19	2-27-2	1997-98
34	52	25-7-2	2017-18	19	2-28-2	1997-98
35	54	26-7-2	2017-18	21	2-29-2	1997-98
36	56	27-7-2	2017-18	21	2-30-2	1997-98
37	56	27-8-2	2017-18	21	2-31-2	1997-98
38	58	28-8-2	2017-18	21	2-32-2	1997-98
39	60	29-8-2	2017-18	21	2-33-2	1997-98
40	61	29-8-3	2017-18	21	2-34-2	1997-98
41	61	29-9-3	2017-18	21	2-35-2	1997-98

BEST GAME	PTS	RECORD	YEAR(S)	WORST PTS	RECORD	YEAR(S)
42	63	30-9-3	2017-18	21	9-30-3	1998-99
43	65	31-9-3	2017-18	22	9-30-4	1998-99
44	65	31-10-3	2017-18	24	10-30-4	1998-99
45	65	31-11-3	2017-18	26	9-28-8	1997-98
46	65	31-12-3	2017-18	26	11-30-4	1998-99
47	67	32-12-3	2017-18	26	9-29-8	1997-98
48	69	33-12-3	2017-18	26	11-31-4	1998-99
49	71	34-12-3	2017-18	26	9-30-8	1997-98
50	71	34-13-3	2017-18	26	11-32-4	1998-99
51	73	35-13-3	2017-18	26	9-31-8	1997-98
52	75	36-13-3	2017-18	26	11-33-4	1998-99
53	75	36-14-3	2017-18	26	9-32-8	1997-98
54	77	37-14-3	2017-18	27	11-34-4	1998-99
55	79	38-14-3	2017-18	27	11-35-4	1998-99
56	79	38-15-3	2017-18	27	9-34-8	1997-98
57	79	38-16-3	2017-18	29	11-36-4	1998-99
58	81	39-16-3	2017-18	29	11-37-4	1998-99
59	81	39-17-3	2017-18	31	11-38-4	1998-99
60	83	40-17-3	2017-18	31	11-39-5	1998-99
61	85	41-17-3	2017-18	33	10-37-9	1997-98
62	87	42-17-3	2017-18	33	12-39-5	1998-98
63	89	43-17-3	2017-18	35	12-40-5	1998-99
64	90	43-17-4	2017-18	35	12-41-5	1998-99
65	92	44-17-4	2017-18	37	12-42-5	1998-99
66	94	45-17-4	2017-18	37	12-43-5	1998-99
67	96	46-17-4	2017-18	37	14-42-9	1997-98
68	98	47-17-4	2017-18	37	16-44-5	1998-99
69	100	48-17-4	2017-18	39	14-43-9	1997-98
70	100	48-18-4	2017-18	39	16-46-5	1998-99
71	100	48-19-4	2017-18	39	16-47-5	1998-99
72	102	49-19-4	2017-18	40	17-47-5	1998-99
73	104	50-19-4	2017-18	40	17-48-5	1998-99
74	106	51-19-4	2017-18	40	17-49-5	1998-99
75	106	51-20-4	2017-18	42	18-51-6	1998-99
76	106	51-21-4	2017-18	43	17-50-9	1997-98
77	106	51-22-4	2017-18	43	18-51-7	1998-99
78	108	52-22-4	2007-18	43	17-51-9	1997-98
79	108	52-23-4	2017-18	43	17-52-9	1997-98
80	110	53-23-4	2017-18	43	17-53-9	1997-98
81	112	54-23-4	2017-18	43	17-54-9	1997-98
82	113	54-23-5	2017-18	44	17-55-9	1997-98
83	69	29-43-11	1993-94	53	23-53-7	1992-93
84	71	30-43-11	1993-94	53	23-54-7	1992-93

SEASON OPENERS & CLOSERS

OPENING GAMES

SEASON	OPENER	HOME OPENER	ROAD OPENER
2017-18	Lightning 5 vs. Florida 3	Lightning 5 vs. Florida 3	Lightning 4 at Florida 5
2016-17	Lightning 6 vs. Detroit 4	Lightning 6 vs. Detroit 4	Lightning 4 at Ottawa 1
2015-16	Lightning 3 vs. Philadelphia 2 (OT)	Lightning 3 vs. Philadelphia 2 (OT)	Lightning 4 at Buffalo 1
2014-15	Lightning 3 vs. Florida 2 (OT)	Lightning 3 vs. Florida 2 (OT)	Lightning 4 at Vancouver 2
2013-14	Lightning 1 at Boston 3	Lightning 7 vs. Florida 2	Lightning 1 at Boston 3
2012-13	Lightning 6 vs. Washington 3	Lightning 6 vs. Washington 3	Lightning 3 at NY Islanders 4
2011-12	Lightning 5 at Carolina 1	Lightning 4 vs. Florida 7	Lightning 5 at Carolina 1
2010-11	Lightning 5 vs. Atlanta 3	Lightning 5 vs. Atlanta 3	Lightning 4 at Montreal 3 (OT)
2009-10	Lightning 3 at Atlanta 6	Lightning 3 vs. New Jersey 4 (SO)	Lightning 3 at Atlanta 6
2008-09	Lightning 1 vs. NY Rangers 2*	Lightning 1 vs. NY Rangers 2*	Lightning 4 at Florida 6
2007-08	Lightning 3 vs. New Jersey 1	Lightning 3 vs. New Jersey 1	Lightning 4 at Florida 6
2006-07	Lightning 3 at Atlanta 2 (SO)	Lightning 2 vs. Boston 3	Lightning 3 at Atlanta 2 (SO)
2005-06	Lightning 5 vs. Carolina 2	Lightning 5 vs. Carolina 2	Lightning 0 at Florida 2
2004-05	Lightning 5 vs. Boston 1	Did Not Play	Lightning 3 at New Jersey 2
2003-04	Lightning 4 at Florida 3	Lightning 5 vs. Boston 1	Lightning 4 at Florida 3
2002-03	Lightning 2 vs. NY Islanders 3	Lightning 2 vs. NY Islanders 3	Lightning 3 at San Jose 4
2001-02	Lightning 3 vs. NY Islanders 3 (OT)	Lightning 3 vs. NY Islanders 3 (OT)	Lightning 2 at Pittsburgh 3
2000-01	Lightning 4 vs. NY Islanders 2	Lightning 4 vs. NY Islanders 2	Lightning 0 at New Jersey 1
1999-00	Lightning 1 at Florida 4	Lightning 0 vs. NY Islanders 2	Lightning 1 at Florida 4
1998-99	Lightning 4 vs. Carolina 2	Lightning 4 vs. Carolina 2	Lightning 4 at Chicago 1
1997-98	Lightning 4 at Pittsburgh 3 (OT)	Lightning 5 vs. NY Rangers 2	Lightning 3 at NY Rangers 2*
1996-97	Lightning 3 vs. Calgary 3 (OT)	Lightning 3 vs. Calgary 3 (OT)	Lightning 0 at Washington 2
1995-96	Lightning 3 vs. Pittsburgh 5	Lightning 3 vs. Pittsburgh 5	Lightning 2 at Florida 4
1994-95	Lightning 2 at New Jersey 2	Lightning 0 vs. Florida 2	Lightning 1 at New Jersey 2
1993-94	Lightning 7 vs. Chicago 3	Lightning 7 vs. Chicago 3	Lightning 1 at Minnesota 2
1992-93	Lightning 7 vs. Chicago 3	Lightning 7 vs. Chicago 3	Lightning 1 at Minnesota 2
TOTALS	GP W L T OTL	GP W L T OTL	GP W L T OTL
	25 16 7 2 0	25 15 7 2 1	25 10 15 0 0

* played at O2 Arena in Prague, Czech Republic

SEASON OPENER LINEUPS

OCTOBER 6, 2017 LIGHTNING 5 VS. FLORIDA 3

AMALIE ARENA - ATTEN. 19,092
5 Girardi, 6 Stralman, 9 Johnson, 13 Paquette, 14 Kunitz, 17 Killorn, 18 Palat, 21 Point, 24 Callahan, 37 Gourde, 40 Dumont, 55 Coburn, 62 Sustr, 77 Hedman, 86 Kucherov, 90 Namestnikov, 91 Stamkos, 98 Sergachev, 31 Budaj, 88 Vasilevsky

2016-17 LIGHTNING 6 VS. DETROIT 4

OCTOBER 13, 2016 LIGHTNING 6 VS. DETROIT 4
AMALIE ARENA - ATTEN. 19,092
5 Garrison, 6 Stralman, 9 Johnson, 11 Boyle, 13 Paquette, 17 Killorn, 18 Palat, 21 Point, 23 Brown, 27 Drouin, 51 Filppula, 55 Coburn, 62 Sustr, 77 Hedman, 86 Kucherov, 89 Nesterov, 90 Namestnikov, 91 Stamkos, 30 Bishop, 88 Vasilevsky

2015-16 LIGHTNING 3 VS. PHILADELPHIA 2 (OT)

AMALIE ARENA - ATTEN. 19,092
5 Garrison, 6 Stralman, 9 Johnson, 11 Boyle, 17 Killorn, 18 Palat, 22 Condra, 23 Brown, 24 Callahan, 25 Carle, 26 Drouin, 51 Filppula, 55 Coburn, 62 Sustr, 77 Hedman, 86 Kucherov, 90 Namestnikov, 91 Stamkos, 30 Bishop, 35 Poulin

2014-15 LIGHTNING 3 VS. FLORIDA 2 (OT)

OCTOBER 9, 2014 LIGHTNING 3 VS. FLORIDA 2 (OT)
AMALIE ARENA - ATTEN. 19,204
5 Garrison, 6 Stralman, 7 Gudas, 9 Johnson, 11 Boyle, 14 Connolly, 17 Killorn, 18 Palat, 19 Crombeen, 25 Carle, 26 St. Louis, 27 Taylor, 29 Afanasev, 34 Craig, 44 Thompson, 47 Bergeron, 67 Pouliot, 77 Hedman, 89 Conacher, 91 Stamkos, 32 Garon, 39 Lindback

2013-14 LIGHTNING 1 AT BOSTON 3

OCTOBER 3, 2013 LIGHTNING 1 AT BOSTON 3
TD GARDEN - ATTEN. 17,565
2 Brewer, 7 Gudas, 8 Barberio, 9 Johnson, 12 Malone, 16 Purcell, 17 Killorn, 18 Palat, 19 Crombeen, 25 Carle, 26 St. Louis, 44 Thompson, 51 Filppula, 62 Sustr, 71 Panik, 76 Labrie, 77 Hedman, 91 Stamkos, 30 Bishop, 39 Lindback

2012-13 LIGHTNING 6 VS. WASHINGTON 7

JANUARY 19, 2013 LIGHTNING 6 VS. WASHINGTON 7
TAMPA BAY TIMES FORUM - ATTEN. 19,204
2 Brewer, 3 Aulie, 4 Lecavalier, 6 Salo, 11 Pyatt, 12 Malone, 15 Lee, 16 Purcell, 18 Hall, 19 Crombeen, 25 Carle, 26 St. Louis, 44 Thompson, 47 Bergeron, 67 Pouliot, 77 Hedman, 89 Conacher, 91 Stamkos, 32 Garon, 39 Lindback

2011-12 LIGHTNING 5 AT CAROLINA 1

OCTOBER 7, 2011 LIGHTNING 5 AT CAROLINA 1
RBC CENTER - ATTEN. 18,680
2 Brewer, 4 Lecavalier, 7 Clark, 8 Downie, 12 Malone, 13 Kubina, 14 Connolly, 16 Purcell, 18 Hall, 19 Moore, 22 Shannon, 26 St. Louis, 44 Thompson, 47 Bergeron, 49 Jones, 77 Hedman, 91 Stamkos, 97 Gilroy, 30 Roloson, 32 Garon

2010-11 LIGHTNING 5 VS ATLANTA 3

OCTOBER 9, 2010 LIGHTNING 5 VS ATLANTA 3
ST. PETE TIMES FORUM - ATTEN. 18,791
4 Lecavalier, 6 Malone, 7 Clark, 8 R. Jones, 9 Downie, 10 Bergenheim, 12 Gagne, 13 Kubina, 16 Purcell, 18 Hall, 19 Moore, 26 St. Louis, 39 Lundin, 42 Tyrell, 44 Thompson, 48 Vernace, 77 Hedman, 91 Stamkos, 33 Ellis, 41 Smith

2009-10 LIGHTNING 3 AT ATLANTA 6

OCTOBER 3, 2009 LIGHTNING 3 AT ATLANTA 6
PHILIPS ARENA - ATTEN. 18,545
4 Lecavalier, 5 Oehlund, 6 Foster, 8 Walker, 9 Downie, 11 Halpern, 12 Malone, 13 Tanguay, 14 Meszaros, 16 Miller, 17 Fedoruk, 19 Veilleux, 26 St. Louis, 28 Konopka, 43 Wright, 54 Ranger, 77 Hedman, 91 Stamkos, 30 Niittymaki, 41 Smith

2008-09 LIGHTNING 1 VS. NY RANGERS 2

OCTOBER 4, 2008 LIGHTNING 1 VS. NY RANGERS 2
O2 ARENA (PRAGUE, CZECH REP.) - ATTEN. 17,085
4 Lecavalier, 5 Carle, 8 Recchi, 10 Roberts, 12 Malone, 14 Meszaros, 17 Vrbata, 18 Hall, 20 Prospal, 23 Howard, 26 St. Louis, 29 Niskala, 36 Jokinen, 55 O'Brien, 56 Mihalik, 76 Artyukhin, 77 Gratton, 91 Stamkos, 37 Kolzig, 41 Smith

2007-08 LIGHTNING 3 VS. NEW JERSEY 1

OCTOBER 4, 2007 LIGHTNING 3 VS. NEW JERSEY 1
ST. PETE TIMES FORUM - ATTEN. 19,454
4 Lecavalier, 7 Ouellet, 16 Ward, 17 Hlavac, 19 Richards, 20 Prospal, 21 Darche, 26 St. Louis, 29 MacDonald, 32 Smaby, 36 Roy, 37 Lukowich, 39 Lundin, 54 Ranger, 55 O'Brien, 71 Kuba, 74 Tarnasky, 77 Gratton, 30 Denis, 40 Holmqvist

2006-07 LIGHTNING 3 AT ATLANTA 2 (SO)

OCTOBER 5, 2006 LIGHTNING 3 AT ATLANTA 2 (SO)
PHILIPS ARENA - ATTEN. 17,629
3 Janik, 4 Lecavalier, 7 Richardson, 9 Perrin, 15 Alexeev, 17 Fedotenko, 19 Richards, 20 Prospal, 21 Sarich, 22 Boyle, 24 Karlsson, 26 St. Louis, 27 Taylor, 29 Afanasev, 34 Craig, 44 Pratt, 54 Ranger, 71 Kuba, 30 Denis, 40 Holmqvist

2005-06
OCTOBER 5, 2005 LIGHTNING 5 VS. CAROLINA 2
ST. PETE TIMES FORUM – ATTEN. 22,120
 2 Helbling, 4 Lecavalier, 5 Sydor, 8 Cibak, 11 Dingman, 13 Kubina, 17 Fedotenko, 18 DiMaio, 19 Richards, 20 Prospal, 21 Sarich, 22 Boyle, 25 Andreychuk, 26 St. Louis, 27 Taylor, 29 Afanasenkov, 33 Modin, 44 Pratt, 1 Burke, **47 Grahame**

2004-05
 Did Not Play

2003-04
OCTOBER 10, 2003 LIGHTNING 5 VS. BOSTON 1
ST. PETE TIMES FORUM – ATTEN. 20,454
 4 Lecavalier, 5 Cullimore, 7 Clymer, 8 Cibak, 11 Dingman, 13 Kubina, 17 Fedotenko, 19 Richards, 21 Sarich, 22 Boyle, 25 Andreychuk, 26 St. Louis, 27 Taylor, 29 Afanasenkov, 33 Modin, 37 Lukowich, 61 Stillman, 44 Pratt, **47 Grahame**

2002-03
OCTOBER 10, 2002 LIGHTNING 4 AT FLORIDA 3
OFFICE DEPOT CENTER – ATTEN. 18,013
 2 Neckar, 4 Lecavalier, 5 Cullimore, 7 Clymer, 11 Dingman, 13 Kubina, 16 Svitov, 17 Fedotenko, 18 Olvestad, 19 Richards, 20 Prospal, 21 Sarich, 22 Boyle, 25 Andreychuk, 26 St. Louis, 27 Taylor, 28 Keefe, 30 Hodson, **35 Khabibulin**, 37 Lukowich

2001-02
OCTOBER 5, 2001 LIGHTNING 2 VS. NY ISLANDERS 3
ST. PETE TIMES FORUM – ATTEN. 20,174
 2 Neckar, 5 Cullimore, 7 Clymer, 9 Holzinger, 11 Kudroc, 13 Kubina, 14 Metropolitan, 16 Ylonen, 19 Richards, 20 Prospal, 21 Sarich, 25 Andreychuk, 26 St. Louis, 27 Taylor, 30 Zyuzin, 33 Modin, 36 Barnaby, 41 Olvestad, **35 Khabibulin**, 80 Weekes

2000-01
OCTOBER 6, 2000 LIGHTNING 3 VS. NY ISLANDERS 3
(OT) ST. PETE TIMES FORUM – ATTEN. 20,686
 2 Mara, 4 Lecavalier, 6 Muir, 8 Warriner, 9 Holzinger, 10 M. Johnson, 13 Kubina, 17 R. Johnson, 19 Richards, 20 Drulia, 21 Sarich, 22 Primeau, 23 Svoboda, 26 St. Louis, 27 Martins, 30 Zyuzin, 33 Modin, 36 Kharitonov, **39 Cloutier**, 80 Weekes

1999-00
OCTOBER 2, 1999 LIGHTNING 4 VS. NY ISLANDERS 2
ST. PETE TIMES FORUM – ATTEN. 19,758
 2 Houlder, 3 Gusev, 4 Lecavalier, 8 Nylander, 11 Burr, 13 Kubina, 16 Tucker, 17 Guolla, 20 Drulia, 21 Johansson, 23 Svoboda, 25 Kesa, 26 Sillinger, 30 Zyuzin, 33 Modin, 44 Richer, 56 Herbers, 77 Gratton, 39 Cloutier, **93 Puppa**

CLOSING GAMES

SEASON	CLOSER	HOME CLOSER	ROAD CLOSER
2017-18	Lightning 2 at Carolina 3 (OT)	Lightning 7 vs. Buffalo 5	Lightning 2 at Carolina 3 (OT)
2016-17	Lightning 4 vs. Buffalo 2	Lightning 4 vs. Buffalo 2	Lightning 4 at Montreal 2
2015-16	Lightning 2 at Montreal 5	Lightning 3 vs. New Jersey 1	Lightning 2 at Montreal 5
2014-15	Lightning 3 vs. Boston 2 (SO)	Lightning 3 vs. Boston 2 (SO)	Lightning 4 at Florida 0
2013-14	Lightning 1 at Washington 0 (SO)	Lightning 3 vs. Columbus 2	Lightning 1 at Washington 0 (SO)
2012-13	Lightning 3 vs. Florida 5	Lightning 3 vs. Florida 5	Lightning 0 at Boston 2
2011-12	Lightning 4 at Winnipeg 3 (OT)	Lightning 4 vs. Washington 2	Lightning 4 at Winnipeg 3 (OT)
2010-11	Lightning 6 at Carolina 2	Lightning 4 vs. Florida 2	Lightning 6 at Carolina 2
2009-10	Lightning 3 at Florida 1	Lightning 4 vs. Florida 3 (SO)	Lightning 3 at Florida 1
2008-09	Lightning 2 at Atlanta 6	Lightning 2 vs. Washington 4	Lightning 2 at Atlanta 6
2007-08	Lightning 1 at Atlanta 4	Lightning 0 vs. Atlanta 2	Lightning 1 at Atlanta 4
2006-07	Lightning 2 at Atlanta 3 (SO)	Lightning 2 vs. Florida 7	Lightning 2 at Atlanta 3 (SO)
2005-06	Lightning 1 vs. Washington 4	Lightning 1 vs. Washington 4	Lightning 1 vs. Washington 4
2004-05	Did Not Play		
2003-04	Lightning 1 vs. Atlanta 2	Lightning 1 vs. Atlanta 2	Lightning 7 at Toronto 2
2002-03	Lightning 2 at Atlanta 6	Lightning 1 vs. Philadelphia 4	Lightning 2 at Atlanta 6
2001-02	Lightning 3 at Florida 2 (OT)	Lightning 1 vs. NY Islanders 3	Lightning 3 at Florida 2 (OT)
2000-01	Lightning 1 at Washington 2	Lightning 3 vs. NY Rangers 4 (OT)	Lightning 1 at Washington 2
1999-00	Lightning 2 at Ottawa 5	Lightning 5 vs. Boston 4	Lightning 2 at Florida 6
1998-99	Lightning 2 at Florida 6	Lightning 2 vs. Carolina 2 (T)	Lightning 2 at Florida 6
1997-98	Lightning 2 vs. Florida 2	Lightning 2 vs. Florida 2	Lightning 0 at NY Islanders 4
1996-97	Lightning 1 at Hartford 2	Lightning 4 vs. Pittsburgh 3	Lightning 1 at Hartford 2
1995-96	Lightning 1 vs. Philadelphia 3	Lightning 1 vs. Philadelphia 3	Lightning 1 at NY Rangers 2
1994-95	Lightning 3 vs. Ottawa 4	Lightning 3 vs. Ottawa 4	Lightning 1 at Quebec 4
1993-94	Lightning 5 vs. Quebec 2	Lightning 5 vs. Quebec 2	Lightning 4 at Hartford 6
1992-93	Lightning 5 at St. Louis 6	Lightning 5 vs. Chicago 4	Lightning 5 at St. Louis 6
TOTALS	GP W L T OTL	GP W L T OTL	GP W L T OTL
	25 8 14 1 2	25 11 11 1 2	25 9 13 0 3

1998-99
OCTOBER 9, 1998 LIGHTNING 1 AT FLORIDA 4
NATIONAL CAR RENTAL CENTER – ATTEN. 19,200
 3 Kubina, 4 Cross, 5 Cullimore, 7 Zamuner, 8 Lecavalier, 10 McCarthy, 12 Cullen, 14 Dykhuis, 15 Ysebaert, 16 D. Tucker, 17 Clark, 20 Renberg, 21 Janney, 23 Sykora, 33 Hogue, 34 Andersson, 39 Ciccone, 44 Richer, **30 Ranford**, 93 Puppa

1997-98
OCTOBER 1, 1997 LIGHTNING 4 VS. CAROLINA 2
ST. PETE TIMES FORUM – ATTEN. 17,808
 4 Cross, 5 Ulanov, 6 Norton, 7 Zamuner, 8 Huscroft, 9 Toms, 14 Dykhuis, 15 Ysebaert, 19 Bradley, 20 Renberg, 21 Vukota, 22 Ciccarelli, 24 Wiemer, 28 Poulin, 29 Selivanov, 34 Andersson, 44 Hamrlik, 79 Vujtek, 32 Schwab, **93 Puppa**

1996-97
OCTOBER 5, 1996 LIGHTNING 4 AT PITTSBURGH 3 (OT)
CIVIC ARENA – ATTEN. 17,204
 2 Houlder, 4 Cross, 7 Zamuner, 11 Burr, 12 Cullen, 19 Bradley, 20 Poeschek, 22 Ciccarelli, 23 Bellows, 24 Wiemer, 26 Wells, 27 Shaw, 28 Poulin, 29 Selivanov, 34 Andersson, 44 Hamrlik, 77 Gratton, 92 Gavey, 32 Schwab, **93 Puppa**

1995-96
OCTOBER 7, 1995 LIGHTNING 3 VS. CALGARY 3
THUNDERDOME – ATTEN. 22,735
 3 Charron, 4 Cross, 11 Burr, 12 Cullen, 14 J. Tucker, 15 Ysebaert, 18 Langkow, 19 Bradley, 20 Poeschek, 22 Gavey 23, Bellows, 28 Finn, 29 Selivanov, 34 Andersson, 39 Ciccone, 44 Hamrlik, 77 Gratton, 85 Klima, 30 Bergeron, **93 Puppa**

1994-95
JANUARY 20, 1995 LIGHTNING 3 VS. PITTSBURGH 5
THUNDERDOME – ATTEN. 26,387
 3 Charron, 4 Cross, 7 Zamuner, 14 J. Tucker, 18 Savard, 19 Bradley, 20 Poeschek, 22 Chambers, 24 Cole, 25 Bergevin, 27 Cummins, 28 Bureau, 29 Selivanov, 34 Andersson, 39 Ciccone, 44 Hamrlik, 77 Gratton, 85 Klima, 30 Bergeron, **93 Puppa**

1993-94
OCTOBER 6, 1993 LIGHTNING 1 AT NEW JERSEY 2
MEADOWLANDS ARENA – ATTEN. 12,946
 2 Beers, 6 Dufresne, 7 Zamuner, 9 Savard, 10 Creighton, 11 McDougall, 14 J. Tucker, 17 Gallant, 18 DiMaio, 20 Poeschek, 22 Chambers, 24 Cole, 25 Bergevin, 29 Reekie, 34 Andersson, 77 Gratton, 85 Klima, 35 Jablonski, **93 Puppa**

1992-93
OCTOBER 7, 1992 LIGHTNING 7 VS. CHICAGO 3
EXPO HALL – ATTEN. 10,425
 3 Crossman, 5 Ramage, 7 Zamuner, 8 Hodge, 9 Semenov, 10 Creighton, 14 J. Tucker, 16 Kontos, 17 McRae, 18 DiMaio, 19, Bradley, 23 Hartman, 25 Bergevin, 27 Drulia, 29 Reekie, 32 Taglianetti, 34 Andersson, 44 Hamrlik, **1 Young**, 35 Jablonski

SEASON CLOSING LINEUPS

2017-18
APRIL 7, 2018 LIGHTNING 2 AT CAROLINA 3 (OT)
PNC ARENA – ATTEN. 15,402
 5 Girardi, **6 Stralman**, 9 Johnson, 10 Miller, 13 Paquette, 14 Kunitz, 17 Killorn, **18 Palat**, **21 Point**, 24 Callahan, **27 McDonagh**, 29 Koekkoek, 37 Gourde, 55 Coburn, 62 Sustr, 71 Cirelli, 77 Hedman, **86 Kucherov**, 71 Budaj, **70 Domingue**

2016-17
APRIL 9, 2017 LIGHTNING 4 VS. BUFFALO 2
AMALIE ARENA – ATTEN. 19,092
 6 Stralman, 17 Killorn, 18 Palat, 19 Conacher, 21 Point, 23 Brown, 27 Drouin, 28 Witkowski, 33 McKeeg, 55 Coburn, 59 Dotchin, 61 Dumont, 62 Sustr, 65 Gourde, 73 Ernie, 77 Hedman, 86 Kucherov, 90 Namestnikov, 31 Budaj, **88 Vasilevskiy**

2015-16
APRIL 9, 2016 LIGHTNING 2 AT MONTREAL 5
BELL CENTRE – ATTEN. 21,288
 5 Garrison, 9 Johnson, 11 Boyle, 13 Paquette, 17 Killorn, 18 Palat, 20 Taormina, 22 Condra, 23 Brown, 25 Carle, 27 Drouin, 46 Blunden, 51 Filppula, 55 Coburn, 62 Sustr, 81 Marchessault, 89 Nesterov, 90 Namestnikov, 30 Bishop, **88 Vasilevskiy**

2014-15
APRIL 11, 2015 LIGHTNING 3 VS. BOSTON 2 (SO)
AMALIE ARENA – ATTEN. 19,204
 6 Stralman, 8 Barberio, 9 Johnson, 10 Morrow, 11 Boyle, 13 Paquette, 18 Palat, 23 Brown, 24 Callahan, 25 Carle, 42 Marchessault, 51 Filppula, 53 Witkowski, 77 Hedman, 86 Kucherov, 89 Nesterov, 90 Namestnikov, 91 Stamkos, **30 Bishop**, 88 Vasilevskiy

2013-14
APRIL 13, 2014 LIGHTNING 1 AT WASHINGTON 0 (SO)
VERIZON CENTER – ATTEN. 18,506
 2 Brewer, 6 Salo, 7 Gudas, 9 Johnson, 16 Purcell, 17 Killorn, 21 Kostka, 23 Brown, 24 Callahan, 25 Carle, 28 Kunyk, 44 Thompson, 54 Paquette, 62 Sustr, 71 Panik, 77 Hedman, 86 Kucherov, 91 Stamkos, 37 Gudlevskis, **39 Lindback**

2012-13
APRIL 27, 2013 LIGHTNING 3 VS. FLORIDA 5
TAMPA BAY TIMES FORUM – ATTEN. 19,204
 2 Brewer, 3 Aulie, 4 Lecavalier, 6 Salo, 11 Pyatt, 12 Malone, 16 Purcell, 17 Killorn, 19 Crombeen, 25 Carle, 26 St. Louis, 28 M. Roy, 42 Tyrell, 44 Thompson, 67 Pouliot, 76 Labrie, 77 Hedman, 91 Stamkos, 32 Garon, **39 Lindback**

2011-12
APRIL 7 LIGHTNING 4 AT WINNIPEG 3 (OT)
MTS CENTRE – ATTEN. 15,004
 2 Brewer, 3 Aulie, 4 Lecavalier, 7 Clark, 11 Pyatt, 12 Malone, 14 Connolly, 15 Lee, 16 Purcell, 18 Hall, 19, Brown, 23 Commodore, 26 St. Louis, 29 Mikkelsen, 34 Wyman, 44 Thompson, 77 Hedman, 91 Stamkos, **30 Roloson**, 35 Caron

2010-11
APRIL 9, 2011 LIGHTNING 6 AT CAROLINA 2
RBC CENTER – ATTEN. 17,805
 2 Brewer, 4 Lecavalier, 5 Ohlund, 7 Clark, 9 Downie, 10 Bergenheim, 12 Gagne, 13 Kubina, 16 Purcell, 18 Hall, 19, Moore, 26 St. Louis, 32 Smaby, 39 Lundin, 42 Tyrell, 44 Thompson, 47 Bergeron, 91 Stamkos, **35 Roloson**, 41 Smith

2009-10
APRIL 11, 2010 LIGHTNING 3 AT FLORIDA 1
BANK ATLANTIC CENTER – ATTEN. 15,884
 4 Lecavalier, 5 Ohlund, 6 Foster, 8 Walker, 9 Downie, 12 Malone, 13 Tanguay, 14 Meszaros, 16 Purcell, 19 Veilleux, 26 St. Louis, 27 Bochenski, 28 Konopka, 39 Lundin, 44 Thompson, 55 Lashoff, 58 Jackson, 91 Stamkos, 30 Niittymaki, **41 Smith**

2008-09
APRIL 11, 2009 LIGHTNING 2 AT ATLANTA 6
PHILIPS ARENA – ATTEN. 17,122
 6 Melichar, 7 Welch, 11 Halpern, 18 Hall, 20 Prospal, 24 Pettinger, 26 St. Louis, 27 Bochenski, 28 Konopka, 32 Smaby, 33 Koci, 38 Szczechura, 44 Karsums, 51 Quick, 55 Lashoff, 56 Mihalik, 76 Artyukhin, 91 Stamkos, **30 McKenna**, 31 Ramo

2007-08
APRIL 5, 2008 LIGHTNING 1 AT ATLANTA 4
PHILIPS ARENA – ATTEN. 18,732
 2 Picard, 3 Janik, 7 Ouellet, 10 Jokinen, 11 Halpern, 16 Ward, 21 Darche, 22 Boyle, 24 Karlsson, 26 St. Louis, 29 MacDonald, 32 Smaby, 37 Lukowich, 39 Lundin, 42 Lessard, 61 Stewart, 71 Kuba, 74 Tarnasky, 31 Ramo, **41 Smith**

2006-07
APRIL 7, 2007 LIGHTNING 2 VS. ATLANTA 3 (SO)
PHILIPS ARENA – ATTEN. 18,756
 4 Lecavalier, 9 Perrin, 16 Ward, 17 Fedotenko, 19 Richards, 20 Prospal, 21 Sarich, 22 Boyle, 26 St. Louis, 27 Taylor, 36 Roy, 44 Pratt, 49 Jones, 54 Ranger, 55 O'Brien, 61 Stewart, 71 Kuba, 74 Tarnasky, 31 Ramo, **40 Holmqvist**

2005-06
APRIL 18, 2006 LIGHTNING 1 VS. WASHINGTON 4
ST. PETE TIMES FORUM – ATTEN. 20,154
 2 Helbling, 4 Lecavalier, 5 Sydor, 8 Cibak, 11 Dingman, 17 Fedotenko, 18 DiMaio, 19 Richards, 21 Sarich, 22 Boyle, 25 Andreychuk, 29 Afanasenkov, 33 Modin, 34 Craig, 44 Pratt, 54 Ranger, 76 Artyukhin, **47 Grahame**, 1 Burke

2004-05
 Did Not Play

2003-04
APRIL 3, 2004 LIGHTNING 1 VS. ATLANTA 2
ST. PETE TIMES FORUM – ATTEN. 20,244
 4 Lecavalier, 5 Cullimore, 8 Cibak, 9 Perrin, 11 Dingman, 13 Kubina, 17 Fedotenko, 19 Richards, 21 Sarich, 22 Boyle, 25 Andreychuk, 26 St. Louis, 27 Taylor, 33 Modin, 36 Roy, 37 Lukowich, 55 Sydor, 61 Stillman, **35 Khabibulin**, 47 Grahame

2002-03
APRIL 6, 2003 LIGHTNING 2 AT ATLANTA 6
PHILIPS ARENA – ATTEN. 18,033
 3 Bergevin, 4 Lecavalier, 5 Cullimore, 7 Clymer, 11 Dingman, 13 Kubina, 15 Alexeev, 16 Svitov, 17 Fedotenko, 18 Olvestad, 19 Richards, 20 Prospal, 21 Sarich, 23 Laukkanen, 26 St. Louis, 27 Taylor, 33 Modin, 35 Khabibulin, 44 Pratt, **47 Grahame**

2001-02
APRIL 14, 2002 LIGHTNING 3 AT FLORIDA 2 (OT)
NATIONAL CAR RENTAL CENTER – ATTEN. 18,219
 2 Neckar, 4 Lecavalier, 5 Cullimore, 7 Clymer, 11 Dingman, 13 Kubina, 15 Alexeev, 19 Richards, 20 Prospal, 21 Sarich, 22 Boyle, 24 Willis, 25 Andreychuk, 28 Keefe, 33 Modin, 41 Olvestad, 44 Pratt, 46 Cibak, 31 Kochan, **35 Khabibulin**

2000-01
APRIL 8, 2001 LIGHTNING 1 AT WASHINGTON 2
MCI CENTER – ATTEN. 18,672
 2 Neckar, 4 Lecavalier, 5 Cullimore, 6 Aucoin, 7 Clymer, 10 Emmons, 13 Kubina, 14 Kharitonov, 17 R. Johnson, 19 Richards, 21 Sarich, 26 St. Louis, 28 Ekman, 30 Zyuzin, 34 Dwyer, 36 Barnaby, 37 Afanasenkov, 73 Elich, **31 Flaherty**, 35 Khabibulin

1999-00
APRIL 9, 2000 LIGHTNING 2 AT OTTAWA 5
COREL CENTER – ATTEN. 18,022
 2 Mara, 5 Gardiner, 6 Muir, 7 Clymer, 8 Warriner, 9 Holzinger, 10 M. Johnson, 15 Svejkovsky, 17 R. Johnson, 19 Martins, 20 Drulia, 21 Sarich, 22 Primeau, 25 Hay, 28 Ekman, 33 Modin, 43 Freadrich, 46 Skopintsev, **35 Kochan**, 39 Cloutier

1998-99
APRIL 17, 1999 LIGHTNING 2 AT FLORIDA 6
NATIONAL CAR RENTAL CENTER – ATTEN. 19,079
 3 Gusev, 4 Cross, 5 Cullimore, 7 Zamuner, 8 Lecavalier, 11 Kelly, 13 Kubina, 14 Petrovicky, 16 Tucker, 21 Daigle, 22 Mara, 26 Sillinger, 27 Forbes, 44 Richer, 49 Wilkie, 55, Bannister, 64 Bonsignore, 77 Gratton, 32 Schwab, **35 Wilkinson**

1997-98
APRIL 18, 1998 LIGHTNING 2 VS. FLORIDA 2
ST. PETE TIMES FORUM – ATTEN. 14,261
 3 Kubina, 4 Cross, 6 Wilkie, 7 Zamuner, 10 McCarthy, 14 Dykhuis, 15 Ysebaert, 16 Tucker, 17 Peterson, 18 Langkow, 20 Renberg, 21 Hull, 33 Racine, 34 Andersson, 36 DeBrusk, 39 Ciccone, 62 Nazarov, 64 Bonsignore, 1 Bierk, **30 Fitzpatrick**

1996-97
APRIL 13, 1997 LIGHTNING 1 AT HARTFORD 2
HARTFORD CIVIC CENTER – ATTEN. 14,660
 2 Houlder, 4 Cross, 5 Ulanov, 6 Norton, 7 Zamuner, 8 Huscroft, 9 Toms, 11 Burr, 15 Ysebaert, 18 Langkow, 20 Poeschek, 22 Ciccarelli, 24 Wiemer, 28 Poulin, 29 Selivanov, 44 Hamrlik, 74 Myhres, 77 Gratton, **31 Tabaracci**, 32 Schwab

1995-96
APRIL 14, 1996 LIGHTNING 1 VS. PHILADELPHIA 3
THUNDERDOME – ATTEN. 23,697
 2 Houlder, 4 Cross, 5 Ulanov, 7 Zamuner, 11 Burr, 12 Cullen, 14 Tucker, 15 Ysebaert, 20 Poeschek, 22 Gavey, 23 Bellows, 27 Shaw, 28 Poulin, 29 Selivanov, 34 Andersson, 44 Hamrlik, 77 Gratton, 95 Petit, **1 Reese**, 35 Wilkinson

1994-95
MAY 3, 1995 LIGHTNING 3 VS. OTTAWA 4
THUNDERDOME – ATTEN. 21,689
 3 Charron, 4 Cross, 6 Plavsic, 7 Zamuner, 9 Wiemer, 14 Tucker, 15 Ysebaert, 19 Bradley, 25 Bergevin, 27 Semak, 28 Bureau, 29 Selivanov, 33 Myhres, 34 Andersson, 39 Ciccone, 44 Hamrlik, 77 Gratton, 95 Klima, **30 Bergeron**, 93 Puppa

1993-94
APRIL 14, 1994 LIGHTNING 5 VS. QUEBEC 2
THUNDERDOME – ATTEN. 21,094
 7 Zamuner, 9 Savard, 10 Creighton, 14 Tucker, 15 Elynuik, 17 Gallant, 19 Bradley, 20 Poeschek, 22 Chambers, 23 Joseph, 24 Cole, 25 Bergevin, 28 Bureau, 34 Andersson, 39 Ciccone, 44 Hamrlik, 77 Gratton, 85 Klima, **1 Young**, **93 Puppa**

1992-93
APRIL 15, 1993 LIGHTNING 5 AT ST LOUIS 6
ST. LOUIS ARENA – ATTEN. 17,816
 2 Beers, 7 Zamuner, 10 Creighton, 11 Kasper, 14 Tucker, 17 Lafreniere, 19 Bradley, 20 Gilhen, 21 Bergland, 22 Chambers, 24 Cole, 25 Bergevin, 26, Hervey, 27 Drulia, 34 Andersson, 37 Maltais, 40 LiPuma, 44 Hamrlik, 30 Bergeron, **35 Jablonski**

2016-2017 STATS

2016-2017 INDIVIDUAL SCORING (42-30 -10, 94 points, 5th Atlantic)

PLAYERS

PLAYER	POS	GP	G	A	P	+/-	PIM	PP	SH	GW	OT	S	S%	TOI/G	SFT/GFO%	
Nikita Kucherov	R	74	40	45	85	13	38	17	0	7	1	246	16.3	19:26	23.5	0
Victor Hedman	D	79	16	56	72	3	47	4	0	5	2	166	9.6	24:30	27.9	0
Jonathan Drouin	L	73	21	32	53	-13	16	9	0	6	1	183	11.5	17:42	21.1	43.6
Ondrej Palat	L	75	17	35	52	8	39	5	0	3	0	162	10.5	19:07	24.1	26.5
Tyler Johnson	C	66	19	26	45	-5	28	6	0	3	1	130	14.6	18:49	23.8	52
Brayden Point	C	68	18	22	40	4	14	5	0	2	0	122	14.8	17:07	20.8	44.7
Alex Killorn	L	81	19	17	36	-9	66	4	1	4	0	176	10.8	18:00	22.6	33.3
Valtteri Filppula	C	59	7	27	34	1	24	0	0	1	0	74	9.4	17:30	22.5	46.5
Vladislav Namestnikov	C	74	10	18	28	-4	31	3	0	0	0	114	8.8	14:47	18.9	43.5
Brian Boyle	C	54	13	9	22	5	48	3	0	2	0	109	11.9	13:41	18.6	53
Anton Stralman	D	73	5	17	22	1	20	1	0	0	0	130	3.8	22:54	26.9	0
Steven Stamkos	C	17	9	11	20	3	14	3	0	1	0	58	15.5	17:52	21.5	53.5
Andrej Sustr	D	80	3	11	14	-10	43	0	0	1	0	93	3.2	17:35	22.7	0
Nikita Nesterov	D	35	3	9	12	-3	20	1	0	0	0	46	6.5	16:35	20.1	0
Braydon Coburn	D	80	5	7	12	-1	50	0	1	0	0	102	4.9	16:44	22	0
Jake Dotchin	D	35	0	11	11	10	35	0	0	0	0	50	0	18:25	23.2	0
Cedric Paquette	C	58	4	6	10	-6	80	0	0	0	0	68	5.9	11:31	16.9	46.1
Jason Garrison	D	70	1	8	9	-8	14	0	0	0	0	96	1	18:33	24.1	0
Yanni Gourde	C	20	6	2	8	-1	8	0	1	1	1	30	20	15:22	21.1	36.8
J.T. Brown	R	64	3	3	6	-7	73	0	1	1	0	67	4.5	10:22	15	31.6
Luke Witkowski	D	34	0	4	4	-1	39	0	0	0	0	24	0	9:52	14.1	0
Ryan Callahan	R	18	2	2	4	-4	23	0	0	1	0	22	9.1	14:08	19.5	55.5
Gabriel Dumont	C	39	2	2	4	1	29	0	0	0	0	34	5.9	9:40	14.7	54.9
Cory Conacher	C	11	1	3	4	0	4	1	0	0	0	16	6.3	11:33	17.7	50
Slater Koekkoek	D	29	0	4	4	-4	8	0	0	0	0	27	0	12:59	17.9	0
Joel Vermin	R	18	0	3	3	2	4	0	0	0	0	12	0	10:55	15.6	66.7
Adam Erne	L	26	3	0	3	-9	11	0	0	0	0	40	7.5	11:48	17	0
Michael Bournival	L	19	2	1	3	-3	2	0	0	0	0	25	8	10:08	15.1	33.3
Matthew Peca	C	10	1	1	2	-3	2	0	0	0	0	9	11.1	11:26	15.9	44.4
Greg McKegg	C	15	0	1	1	2	11	0	0	0	0	8	0	9:16	13.7	48.4
Byron Froese	C	4	0	0	0	-3	0	0	0	0	0	4	0	11:49	16.8	52.8
Tanner Richard	C	3	0	0	0	-2	2	0	0	0	0	1	0	12:42	16.3	43.3
Erik Condra	R	13	0	0	0	-4	4	0	0	0	0	8	0	9:38	13.4	100

GOALTENDERS

PLAYER	GP	GS	W	L	OT	SA	GA	GAA	SV	SV%	SO	G	A	PIM	TOI
Andrei Vasilevski	50	47	23	17	7	1480	123	2.61	1357	0.917	2	0	2	2	2831:16
Ben Bishop	32	31	16	12	3	870	77	2.55	870	0.911	1	0	0	8	1812:36
Peter Budaj	7	4	3	1	0	128	13	2.80	115	0.898	0	0	0	0	278:52
Kristers Gudlevskis	1	0	0	0	0	3	0	0.00	3	1.000	0	0	0	0	11:27

2016-2017 GAME-BY-GAME RESULTS

DATE	TEAM	W-L-OT	RECORD	GF-GA	SCORERS	W GOAL PP	PK	SF-SA	W-L GLTDR.ATTEND.
10/13/2016	DET	W	01-00-00	6-4	27P, 13, 11, 9P, 17P, 51	17	3-6	1-2	36-32 30/34 19,092+
10/15/2016	NJD	W	02-00-00	3-2	91, 17, 51	51	0-3	3-3	34-34 88/35 19,092+
10/18/2016	FLA	W**	03-00-00	4-3	17, 18, 91	21	0-3	3-3	28-31 30/34 19,092+
10/20/2016	COL	L	03-01-00	0-4		9	0-3	2-2	27-16 1/30 19,092+
10/22/2016	@OTT	W	04-01-00	4-1	90P, 91P, 17, 51	91	2-4	3-3	35-28 88/41 15,918
10/25/2016	@TOR	W	05-01-00	7-3	91, 17, 91, 77, 86, 90P, 27P	77	2-4	3-4	24-43 30/31 19,449+
10/27/2016	@MTL	L	05-02-00	1-3	17	67	0-3	2-3	31-26 31/30 21,288+
10/29/2016	@NJD	L	05-03-00	1-3	9	28	0-4	1-1	33-23 35/88 13,098
10/30/2016	@NYR	L	05-04-00	1-6	91P	40	1-4	5-5	32-37 32/30 18,006+
11/01/2016	@NYI	W	06-04-00	6-1	86P, 86P, 91, 11, 23S, 51	86	2-7	4-4	36-27 30/1 10,822
11/03/2016	BOS	O**	06-04-01	3-4	77P, 9P, 9	11	2-4	3-4	30-31 40/88 19,092+
11/05/2016	NJD	W	07-04-01	4-1	11, 77, 21P, 86	77	1-4	4-4	35-38 30/35 19,092+
11/07/2016	@FLA	L	07-05-01	1-3	18	18	0-2	2-3	35-32 1/30 11,703
11/10/2016	NYI	W	08-05-01	4-1	91P, 86, 9P, 11	86	2-6	1-1	28-32 88/41 19,092+
11/12/2016	SJS	L	08-06-01	1-3	6	57	0-2	0-1	26-20 31/30 19,092+
11/14/2016	@NYI	W	09-06-01	4-0	23, 24, 86, 90	23	0-5	4-4	31-34 88/41 12,498
11/15/2016	@DET	W	10-06-01	4-3	86, 91, 89P, 86	86	1-3	2-4	22-28 30/34 20,027

DATE	TEAM	W-L-OT	RECORD	GF-GA	SCORERS	W GOAL PP	PK	SF-SA	W-L GLTDR.ATTEND.
11/17/2016	@BUF	W	11-06-01	4-1	89, 17P, 86, 21P	17	2-3	4-5	38-33 30/40 17,870
11/19/2016	@PHI	W	12-06-01	3-0	9P, 18, 27	9	1-2	5-5	18-32 88/35 19,732+
11/21/2016	@NSH	L	12-07-01	1-3	9	76	0-3	3-4	25-30 35/30 17,113+
11/23/2016	PHI	W	13-07-01	4-2	77P, 17, 24, 86	24	1-7	4-4	29-31 88/35 19,092+
11/25/2016	CBJ	L	13-08-01	3-5	86, 5, 18	20	0-1	1-2	28-38 72/30 19,092+
11/27/2016	@BOS	L	13-09-01	1-4	77	42	0-2	0-1	31-30 40/30 17,565+
11/29/2016	@CBJ	L	13-10-01	1-5	51	10	0-1	1-1	27-38 72/88 10,366
12/01/2016	@STL	L	13-11-01	4-5	13, 9, 86P, 13	91	1-2	4-7	26-26 34/30 17,351
12/03/2016	WSH	W**	14-11-01	2-1	86P	11	1-3	5-6	33-35 30/70 19,092+
12/04/2016	@CAR	O*	14-11-02	0-1		34	0-5	4-4	30-30 30/30 11,521
12/08/2016	VAN	L	14-12-02	1-5	27	44	0-3	3-3	41-30 30/30 19,092+
12/10/2016	PIT	L	14-13-02	3-4	27P, 51, 27	71	1-4	2-5	23-37 30/88 19,092+
12/14/2016	@CGY	W	15-13-02	6-3	11P, 11, 55, 62, 17S, 17	62	1-5	2-4	35-22 30/31 18,164
12/16/2016	@VAN	L	15-14-02	2-4	77, 19P	53	1-2	1-2	27-24 30/88 18,685+
12/17/2016	@EDM	O**	15-14-03	2-3	27P, 9	97	1-4	4-6	33-32 33/30 18,347
12/20/2016	DET	W	16-14-03	4-1	11, 27P, 21P, 90	27	2-6	5-5	31-27 88/34 19,092+
12/22/2016	STL	W	17-14-03	5-2	11P, 15, 17, 27, 27	17	1-2	1-1	32-23 88/34 19,092+
12/23/2016	@WSH	L	17-15-03	0-4		74	0-3	2-2	23-27 70/88 18,506+
12/28/2016	MTL	W*	18-15-03	4-3	9, 77, 18P, 9	9	1-3	1-2	30-22 88/31 19,092+
12/29/2016	TOR	O*	18-15-04	2-3	11, 18	43	0-5	4-5	27-35 30/88 19,092+
12/31/2016	CAR	W	19-15-04	3-1	11P, 27P, 17	27	2-3	4-4	25-27 88/30 19,092+
1/3/2017	WPG	L	19-16-04	4-6	63, 18, 86P, 86P	27	2-7	3-4	36-34 37/88 19,092+
1/5/2017	NSH	L	19-17-04	1-6	9P	9	1-4	2-3	28-19 35/88 19,092+
1/7/2017	@PHI	L	19-18-04	2-4	86, 17	12	0-2	2-2	26-44 30/88 19,810+
1/8/2017	@PIT	L	19-19-04	2-6	27, 90P	14	1-4	2-3	30-40 29/88 18,633+
1/12/2017	BUF	W	20-19-04	4-2	18P, 18, 86, 6P	86	2-5	4-4	29-26 30/31 19,092+
1/13/2017	CBJ	L	20-20-04	1-3	27	71	0-3	4-4	32-31 70/88 19,092+
1/16/2017	@LAK	W	21-20-04	2-1	9, 11	11	0-2	3-3	29-32 30/31 18,230+
1/17/2017	@ANA	O*	21-20-05	1-2	51	67	0-3	4-5	28-21 36/30 14,763
1/19/2017	@SJS	L	21-21-05	1-2	27P	39	1-3	1-1	25-24 30/88 17,387
1/21/2017	@ARI	L	21-22-05	3-5	13,90,18P	36	1-5	2-3	48-23 41/30 12,177
1/24/2017	@CHI	W	22-22-05	5-2	11,89,9,9,86	9	0-2	3-3	36-36 88/50 21,677
1/26/2017	@FLA	O*	22-22-06	1-2	86P	81	1-4	2-3	32-37 34/88 14,248
1/31/2017	BOS	L	22-23-06	3-4	17, 17, 21	72	0-4	2-3	21-35 40/30 19,092+
2/2/2017	OTT	L	22-24-06	2-5	9, 21	68	0-3	3-5	21-30 1/88 19,092+
2/4/2017	ANA	W**	23-24-06	3-2	27, 17P	11	1-7	5-5	37-16 30/1 19,092+
2/7/2017	LAK	W	24-24-06	5-0	27, 86, 61, 86, 55	27	0-2	2-2	21-28 30/31 19,092+
2/10/2017	@MIN	O**	24-24-07	1-2	21	9	0-2	2-3	27-38 40/88 19,178+
2/11/2017	@WPG	W	25-24-07	4-1	21, 11, 18, 77	11	0-2	3-3	30-33 30/37 15,294+
2/18/2017	@DAL	O*	25-24-08	3-4	77, 9P, 77P	14	2-2	2-2	37-28 32/88 18,210
2/19/2017	@COL	W*	26-24-08	3-2	21, 90, 27	27	0-2	4-4	40-29 30/31 17,270
2/21/2017	EDM	W	27-24-08	4-1	18, 18, 86, 90	18	0-1	1-1	27-21 30/1 19,092+
2/23/2017	CGY	L	27-25-08	2-3	90, 86P	27	1-3	3-4	25-25 1/86 19,092+
2/27/2017	OTT	W	28-25-08	5-1	21, 86P, 86P, 86P, 55	86	3-3	4-5	34-40 88/1 19,092+
3/1/2017	CAR	W*	29-25-08	4-3	77				

2015-2016 STATS

2015-2016 INDIVIDUAL SCORING (43-31-5, 93 pts., 2nd Atlantic)

PLAYERS

PLAYER	POS	GP	G	A	P	+/-	PIM	PP	SH	GW	OT	S	S%	TOI/G	SFT/G	FO%
Nikita Kucherov	R	77	30	36	66	9	30	9	0	4	1	209	14.4	18.12	20.9	0
Steven Stamkos	C	77	36	28	64	3	38	14	1	8	0	216	16.7	19.45	22.5	50
Victor Hedman	D	78	10	37	47	21	46	1	0	0	0	180	5.6	23:03	26.2	0
Ondrej Palat	L	62	16	24	40	10	20	1	2	4	1	117	13.7	17.55	21.5	25
Alex Killorn	C	81	14	26	40	14	44	3	0	3	1	154	9.1	16.47	20.5	38.8
Tyler Johnson	C	69	14	24	38	4	20	3	0	7	1	167	8.4	17:08	20.5	48.6
Vladislav Namestnikov	C	80	14	21	35	17	45	1	0	2	2	106	13.2	14:06	17.4	44.8
Anton Stralman	D	73	9	25	34	16	20	1	0	0	0	127	7.1	22:04	25.1	0
Valtteri Filppula	C	76	8	23	31	-6	46	1	1	2	0	101	7.9	18:15	22.3	52
Ryan Callahan	R	73	10	18	28	-5	45	2	0	1	0	156	6.4	17:14	21.5	58.3
J.T. Brown	R	78	8	14	22	16	59	0	0	0	0	140	5.7	13:21	17.8	46
Andrej Sustr	D	77	4	17	21	-2	30	0	1	0	0	65	6.2	16:50	21.4	0
Brian Boyle	C	76	13	7	20	-7	57	2	2	4	0	117	11.1	12:54	17.3	50.7
Jonathan Marchessault	C	45	7	11	18	-10	17	4	0	1	0	81	8.6	12:05	15.4	48.1
Erik Condra	R	54	6	5	11	-4	34	0	0	0	0	58	10.3	10:42	14.9	33.3
Cedric Paquette	C	56	6	5	11	-2	51	0	1	1	0	50	12	12:44	17.2	49.8
Jason Garrison	D	72	5	6	11	-4	18	0	0	1	1	99	5.1	18:27	23.7	0
Jonathan Drouin	L	21	4	6	10	1	4	0	0	1	0	25	16	14:26	18	47.4
Braydon Coburn	D	80	1	9	10	12	53	0	0	0	0	92	1.1	16:45	21.6	0
Nikita Nesterov	D	57	3	6	9	-6	41	2	0	0	0	57	5.3	14:53	18.4	0
Matthew Carle	D	64	2	7	9	4	26	0	0	1	0	54	3.7	16:46	21.8	0
Mike Blunden	R	20	3	2	5	3	34	0	0	1	0	14	21.4	8:39	12.4	0
Mike Angelidis	L	4	1	0	1	2	5	0	0	1	0	1	100	9:00	12.8	32.3
Joel Vermin	R	6	0	1	1	1	0	0	0	0	0	1	0	9:08	11.8	100
Yanni Gourde	C	2	0	1	1	1	2	0	0	0	0	0	0	7:19	10.5	0
Slater Koekkoek	D	9	0	1	1	-1	2	0	0	0	0	11	0	10:18	15.6	0
Luke Witkowski	D	4	0	0	0	0	4	0	0	0	0	1	0	7:07	10	0
Matt Taormina	D	3	0	0	0	0	0	0	0	0	0	2	0	13:55	20.3	0
Tye McGinn	L	2	0	0	0	0	0	0	0	0	0	1	0	8:32	12	0

GOALTENDERS

PLAYER	GP	GS	W	L	OT	SA	GA	GAA	SV	SV%	SO	G	A	PIM	TOI
Ben Bishop	61	60	35	21	4	1672	123	2.06	1549	0.926	6	0	1	4	3,584:38
Andrei Vasilevskiy	24	21	11	10	0	646	58	2.76	588	0.91	1	0	0	0	1258:38
Kristers Gudlevskis	1	1	0	0	1	32	1	1	31	0.969	0	0	0	0	59:57

2015-2016 GAME-BY-GAME RESULTS

DATE	TEAM	W-L-OT	RECORD	GF-GA	SCORERS	W GOAL	PP	PK	SF-SA	W-L GLTDR.	ATTEND.
10/8/2015	PHI	W*	01-00-00	3-2	5,24P,5	5	1/3	2/3	32-25	30 / 35	19092+
10/10/2015	@ BUF	W	02-00-00	4-1	22,86,91,23	86	0-3	2/2	31-25	30 / 31	17739
10/12/2015	@ BOS	W	03-00-00	6-3	11,18P,11,91P,27,51	91	2/4	1/4	23-30	30 / 40	17565+
10/13/2015	@ DET	L	03-01-00	1-3	24	40	0-3	2/3	21-24	35 / 30	20027
10/15/2015	DAL	L	03-02-00	3-5	91,90,91	4	0-2	1/3	33-22	32 / 30	19092+
10/17/2015	BUF	W	04-02-00	2-1	90,17P	17	1/4	3/3	22-32	30 / 31	19092+
10/20/2015	@ NSH	O**	04-02-01	4-5	91P,86,24,22	9	1/2	3/3	29-33	35 / 30	17113+
10/23/2015	@ WPG	W*	05-02-01	4-3	55,13,90,18	18	0-2	1/1	31-36	30 / 31	15294+
10/24/2015	@ CHI	O*	05-02-02	0-1		19	0-4	3/3	21-32	50 / 50	21822+
10/27/2015	@ STL	L	05-03-02	0-2		93	0-1	3/3	26-24	34 / 30	19184+
10/29/2015	COL	L	05-04-02	1-2	17P	29	1/4	6/6	35-26	1 / 30	19092+
10/31/2015	BOS	L	05-05-02	1-3	86P	14	1/5	2/3	22-34	50 / 30	19092+
11/1/2015	@ CAR	W	06-05-02	4-3	24,91P,23,9	9	1/4	1/2	31-35	88 / 30	9081
11/3/2015	@ DET	L	06-06-02	1-2	86P	71	1/4	3/3	30-29	35 / 30	20027
11/5/2015	@ BUF	W	07-06-02	4-1	91,9,86,77	9	0-3	2/2	22-31	88 / 35	18161
11/7/2015	@ MIN	L	07-07-02	0-1		46	0-2	3/3	31-25	40 / 30	19066+
11/10/2015	BUF	L	07-08-02	1-4	91P	46	1/5	2/3	31-27	31 / 88	19092+
11/12/2015	CGY	W	08-08-02	3-1	11,91P,9	91	1/2	3/4	29-31	30 / 31	19092+
11/14/2015	FLA	O**	08-08-03	4-5	13,90,6,90	73	0-2	3/4	28-23	1 / 30	19092+
11/16/2015	@ FLA	L	08-09-03	0-1		5	0-3	3/3	39-20	1 / 88	12067
11/19/2015	NYR	W	09-09-03	2-1	17,51S	51	0-2	2/2	28-21	30 / 30	19092+
11/21/2015	ANA	W	10-09-03	5-1	86,91,91P,11,42P	86	2/4	1/1	24-30	30 / 31	19092+
11/25/2015	LAK	W**	11-09-03	2-1	9	51	0-3	0-0	30-38	30 / 32	19092+

DATE	TEAM	W-L-OT	RECORD	GF-GA	SCORERS	W GOAL	PP	PK	SF-SA	W-L GLTDR.	ATTEND.
11/27/2015	@ WSH	L	11-10-03	2-4	11,77	90	0-2	1/4	34-37	70 / 88	18506+
11/28/2015	NYI	L	11-11-03	2-3	17,6	91	0-4	1/3	31-22	1 / 30	19092+
12/2/2015	@ ANA	W	12-11-03	2-1	27,42P	42	1/4	4/4	22-33	30 / 36	14741
12/5/2015	@ SJS	W	13-11-03	4-3	86,22,86P,11	11	1/4	5/8	20-34	30 / 32	16089
12/6/2015	@ LAK	L	13-12-03	1-3	11	3	0-6	3/3	25-28	32 / 88	18230+
12/10/2015	OTT	W	14-12-03	4-1	86P,51,86,23	51	1/3	3/3	30-31	30 / 41	19092+
12/12/2015	WSH	L	14-13-03	1-2	86P	92	1/4	2/2	36-20	70 / 30	19092+
12/14/2015	@ CBJ	W	15-13-03	2-1	42,11S	11	0-2	2/2	29-26	30 / 70	12494
12/15/2015	@ TOR	W*	16-13-03	5-4	86,6,46,42,90	90	0-3	2/3	27-37	88 / 45	18989+
12/18/2015	@ WSH	L	16-14-03	3-5	17,62,91	90	0-3	1/4	19-23	31 / 30	18506+
12/20/2015	OTT	W	17-14-03	5-2	89P,91P,10,17,91	10	2/3	5/5	35-25	30 / 30	19092+
12/22/2015	VAN	L	17-15-03	1-2	42P	22	1/10	1/1	27-19	25 / 30	19092+
12/26/2015	CBJ	W	18-15-03	5-2	46,91P,91P,89P,5	91	3/8	3/3	25-32	30 / 70	19092+
12/28/2015	MTL	O**	18-15-04	3-4	86P,5,24	67	1/3	1/1	39-34	39 / 30	19092+
12/30/2015	NYR	L	18-16-04	2-5	42P,6P	28	2/5	3/3	22-26	30 / 30	19092+
1/2/2016	MIN	W**	19-16-04	3-2	51,86	24	0-1	4/4	30-32	88 / 40	19092+
1/5/2016	@ CGY	L	19-17-04	1-3	91	19	0-0	1/1	31-24	31 / 30	18966
1/8/2016	@ EDM	W	20-17-04	3-2	86,77,91	91	0-3	3/3	26-26	30 / 33	16839+
1/9/2016	@ VAN	W*	21-17-04	3-2	17,51,86	86	0-4	1/2	35-23	88 / 25	18335
1/12/2016	@ COL	W	22-17-04	4-1	18,91,91,9	18	0-4	2/2	38-21	30 / 1	14227
1/15/2016	PIT	W*	23-17-04	5-4	90,51P,90P,6,90	90	2/5	3/4	25-40	88 / 29	19092+
1/17/2016	FLA	W	24-17-04	3-1	86,62,86	62	0-2	5/5	32-27	30 / 1	19092+
1/19/2016	EDM	W	25-17-04	6-4	89,86,18,90,11S,17	11	0-2	4/4	31-26	88 / 39	19092+
1/21/2016	CHI	W	26-17-04	2-1	6,86P	86	1/4	3/3	33-18	30 / 50	19092+
1/23/2016	@ FLA	L	26-18-04	2-5	77P,23	18	1/5	3/4	40-35	1 / 30	19626+
1/27/2016	TOR	W	27-18-04	1-1	91P	91	1/6	3/3	29-30	88 / 45	19092+
2/3/2016	DET	W	28-18-04	3-1	23,9P,86P	9	2/3	2/2	23-25	30 / 34	19092+
2/5/2016	PIT	W	29-18-04	6-3	6,17,18S,9P,18,6	9	1/2	3/3	29-30	30 / 29	19092+
2/8/2016	@ OTT	L	29-19-04	1-5	23	10	0-3	5/6	32-29	41 / 88	17078
2/9/2016	@ MTL	L	29-20-04	2-4	51,77	21	0-3	2/2	39-27	40 / 30	21288+
2/12/2016	NSH	W*	30-20-04	4-3	23,86,91P,9	9	1/3	2/2	28-30	30 / 35	19092+
2/14/2016	STL	L	30-21-04	1-2	86	21	0-3	3/3	38-21	1 / 30	19092+
2/16/2016	SJS	L	30-22-04	2-4	24,13	83	0-2	3/3	30-31	31 / 30	19092+
2/18/2016	WPG	W**	31-22-04	6-5	77,81,91,17,86	91	0-5	2/4	26-41	88 / 31	19092+
2/20/2016	@ PIT	W	32-22-04	4-2	6,91,25,9	25	0-5	4/4	20-39	30 / 37	18643+
2/21/2016	@ CAR	W	33-22-04	4-2	23,24,91P,24	91	1/4	2/2	18-31	30 / 30	10422
2/23/2016	ARI	W	34-22-04	2-1	91,13S	13	0-2	2/2	36-30	88 / 35	19092+
2/26/2016	@ NJD	W	35-22-04	4-1	17,18,91,25	17	0-6	1/1	36-21	30 / 35	15968
2/28/2016	@ BOS	W	36-22-04	4-1	17P,24,24P,91	24	2/3	6/6	30-33	30 / 40	17565+
2/29/2016	@ TOR	W	37-22-04	2-1	9,9	9	0-1	2/2	28-32	88 / 31	18933+
3/3/2016	@ OTT	W	38-22-04	4-1							

2014-2015 STATS

2014-2015 INDIVIDUAL SCORING (50-24-8, 108 pts., 2nd Atlantic)

PLAYERS

POS	#	PLAYER	GP	G	A	P	+/-	PIM	PP	SH	GW	OT	S	%	TOI/G
C	91	Steven Stamkos	82	43	29	72	2	49	13	0	6	0	268	16.00	19:22
C	9	Tyler Johnson	77	29	43	72	33	24	8	0	6	2	203	14.30	17:14
R	86	Nikita Kucherov	82	29	36	65	38	37	2	0	2	0	191	15.20	14:57
L	18	Ondrej Palat	75	16	47	63	31	24	3	1	5	1	139	11.50	17:25
R	24	Ryan Callahan	77	24	30	54	9	41	10	0	4	0	191	12.60	17:44
C	51	Valtteri Filppula	82	12	36	48	-14	24	2	0	0	0	91	13.20	19:01
D	6	Anton Stralman	82	9	30	39	22	26	2	0	0	0	138	6.50	21:56
C	17	Alex Killorn	71	15	23	38	8	36	1	1	5	0	130	11.50	16:55
D	77	Victor Hedman	59	10	28	38	12	40	3	0	2	1	115	8.70	22:41
L	27	Jonathan Drouin	70	4	28	32	3	34	3	0	0	0	76	5.30	13:14
D	5	Jason Garrison	70	4	26	30	27	19	1	0	3	0	111	3.60	20:00
C	11	Brian Boyle	82	15	9	24	3	54	0	3	5	0	140	10.70	12:59
C	13	Cedric Paquette	64	12	7	19	4	51	0	2	3	0	91	13.20	13:36
D	25	Matthew Carle	59	4	14	18	12	26	1	0	0	0	73	5.50	20:29
C	90	Vladislav Namestnikov	43	9	7	16	1	13	1	0	3	0	46	19.60	11:59
D	62	Andrej Sustr	72	0	13	13	10	34	0	0	0	0	55	0.00	17:42
R	23	J.T. Brown	52	3	6	9	-2	30	0	0	0	0	74	4.10	10:36
L	10	Brenden Morrow	70	3	5	8	-1	64	0	0	0	0	28	10.70	9:19
D	8	Mark Barberio	52	1	6	7	-4	16	0	0	0	0	53	1.90	16:46
D	89	Nikita Nesterov	27	2	5	7	6	16	1	0	0	0	44	4.50	16:03
D	55	Braydon Coburn	4	0	2	2	3	9	0	0	0	1	0	0.00	17:01
C	42	Jonathan Marchessault	2	1	0	1	1	0	0	0	0	0	3	33.30	11:56
R	46	Mike Blunden	2	0	0	0	-1	2	0	0	0	0	0	0.00	9:47
L	15	Mike Angelidis	3	0	0	0	0	12	0	0	0	0	0	0.00	7:20
D	53	Luke Witkowski	16	0	0	0	0	15	0	0	0	0	10	0.00	15:11
D	29	Slater Koekoek	3	0	0	0	0	2	0	0	0	0	6	0.00	16:35

GOALTENDERS

#	PLAYER	GP	TOI	GAA	W	L	OTL	SA	GA	SV	SV%	SO	G	A	PIM
30	Ben Bishop	62	3,519	2.32	40	13	5	1620	136	1484	.916	4	0	4	4
88	Andrei Vasilevskiy	16	864	2.36	7	5	1	415	34	381	.918	1	0	0	0

TRADED PLAYERS

POS	#	PLAYER	GP	G	A	P	+/-	PIM	PP	SH	GW	OT	S	%	TOI/G
D	2	Eric Brewer	17	0	4	4	5	18	13	0	0	0	14	0.00	17:50
R	14	Brett Connolly	50	12	3	15	4	38	2	0	2	0	74	16.20	11:55
D	7	Radko Gudas	31	2	3	5	-5	34	0	0	1	0	63	3.20	17:00

TRADED GOALTENDERS

#	PLAYER	GP	TOI	GAA	W	L	OTL	SA	GA	SV	SV%	SO	G	A	PIM
20	Evgeni Nabokov	11	553	3.15	3	6	2	245	29	216	.882	0	0	0	0

2014-2015 GAME-BY-GAME RESULTS

#	DATE	TEAM	W-L-OT	RECORD	GF-GA	SCORERS	GWG	PP	PK	SF-SA	W-LGLTR	ATTEND.
1	10/09/2014	FLA	W*	01-00-00	3-2	9p,24p,77p	77	3-7	2-2-2	32-21	30 / 1	19204+
2	10/11/2014	OTT	O**	01-00-01	2-3	77p,14	93	1-3	3-3-3	40-34	40 / 30	19204+
3	10/13/2014	MTL	W	02-00-01	7-1	77,91p,91,91p,24,18,90	91	2-5	4-4-4	41-17	30 / 31	17622
4	10/14/2014	NJD	L	02-01-01	1-2	17	23	0-4	3-4-4	27-25	35 / 20	18064
5	10/18/2014	@VAN	W	03-01-01	4-2	91,91,24p,17	24	1-5	5-6-6	24-32	30 / 31	18647+
6	10/20/2014	@EDM	L	03-02-01	2-3	11,14	93	0-2	2-2-2	24-23	30 / 30	16839+
7	10/21/2014	@CGY	W*	04-02-01	2-1	51,18	18	0-0	1-2-2	22-22	20 / 31	19289+
8	10/24/2014	@WPG	W	05-02-01	4-2	91,27,90p,18	90	1-4	4-5-5	27-42	30 / 31	15016+
9	10/25/2014	@MIN	L	05-03-01	2-7	6,86	56	0-4	1-1-1	19-22	35 / 20	18884+
10	10/28/2014	ARI	W	06-03-01	7-3	86,51,86,11,86,11,25p	11	1-3	0-0-0	35-25	30 / 41	17511
11	10/30/2014	PHI	W	07-03-01	4-3	90,91p,91,5p	5	2-5	2-2-2	32-27	30 / 29	18642
12	11/01/2014	WSH	W	08-03-01	4-3	24,18,86,5	5	0-2	1-2-2	28-38	30 / 70	19119
13	11/06/2014	CGY	W	09-03-01	5-2	13,13,11s,9,51	11	0-1	3-4-4	33-31	30 / 1	18276
14	11/08/2014	@CBJ	W	10-03-01	7-4	23,13,6p,11,24,9p,9	24	2-3	2-5-5	38-32	20 / 30	14892
15	11/09/2014	@DET	W**	11-03-01	4-3	91p,91,9	24	1-5	2-4-4	30-20	30 / 35	20027
16	11/11/2014	@CHI	O**	11-03-02	2-3	13s,86	88	0-3	6-6-6	27-39	50 / 30	21345+
17	11/13/2014	SJS	L	11-04-02	1-2	91	81	0-4	3-3-3	33-39	31 / 30	19004

#	DATE	TEAM	W-L-OT	RECORD	GF-GA	SCORERS	GWG	PP	PK	SF-SA	W-LGLTR	ATTEND.
18	11/15/2014	NYI	W	12-04-02	5-2	24,51p,13,9,7	13	1-3	4-4-4	28-27	30 / 30	19204+
19	11/17/2014	@NYR	W	13-04-02	5-1	86,24p,91,17,24	24	1-3	2-3-3	30-16	30 / 30	18006+
20	11/18/2014	@NYI	L	13-05-02	2-5	17,18	18	0-3	5-6-6	28-36	41 / 20	12908
21	11/20/2014	@TOR	L	13-06-02	2-5	17s,91	21	0-3	2-3-3	28-21	45 / 30	19089+
22	11/22/2014	MIN	W	14-06-02	2-1	91p,17	17	1-2	3-3-3	28-31	30 / 35	19204+
23	11/26/2014	NYR	W	15-06-02	4-3	91p,24p,24,86	86	2-4	2-3-3	29-19	30 / 30	19204+
24	11/29/2014	OTT	W	16-06-02	4-1	24,17,10,86p	17	1-4	1-2-2	32-27	30 / 40	19204+
25	12/01/2014	@NYR	W	17-06-02	6-3	9,14,25,14p,9,18s	14	1-5	3-4-4	21-35	30 / 30	18006+
26	12/02/2014	@BUF	O**	17-06-03	1-2	18	19	0-2	2-2-2	27-22	1 / 20	17772
27	12/04/2014	BUF	W	18-06-03	5-0	7,91,10,5,14p	7	1-6	3-3-3	35-13	30 / 1	17767
28	12/06/2014	CBJ	L	18-07-03	1-3	18	58	0-2	3-4-4	34-20	72 / 30	17467
29	12/09/2014	WSH	L	18-08-03	3-5	11,91,51	20	0-3	1-2-2	36-35	70 / 30	17109
30	12/11/2014	CAR	W	19-08-03	2-1	86p,86	86	1-2	4-4-4	27-30	20 / 30	18104
31	12/13/2014	@WSH	L	19-09-03	2-4	9,25	19	0-4	4-4-4	28-28	70 / 30	18506+
32	12/15/2014	@PIT	L	19-10-03	2-4	27p,86	23	1-3	3-4-4	30-26	29 / 20	18487+
33	12/16/2014	@PHI	W	20-10-03	3-1	91,9,51	9	0-4	2-3-3	23-24	88 / 35	19576+
34	12/19/2014	@NJD	O**	20-10-04	2-3	91,86	26	0-5	2-3-3	28-18	1 / 20	14916
35	12/20/2014	@NYI	L	20-11-04	1-3	14	27	0-2	3-3-3	21-48	41 / 88	16170+
36	12/23/2014	PIT	W	21-11-04	4-3	9,9,86,9	9	0-4	2-2-2	27-29	88 / 37	19204+
37	12/27/2014	CAR	W	22-11-04	2-1	86,17	17	0-6	3-3-3	38-26	30 / 30	19204+
38	12/29/2014	TOR	W	23-11-04	3-2	24p,51,91	91	1-4	2-2-2	41-23	30 / 34	19204+
39	12/31/2014	@BUF	W	24-11-04	5-1	25,18p,14,86,86	18	1-3	1-2-2	25-11	88 / 1	19070+
40	01/02/2015	@PIT	L	24-12-04	3-6	11,77,17	10	0-3	1-2-2	35-29	1 / 20	18655+
41	01/04/2015	@OTT	W	25-12-04	4-2	77,9p,91,9	91	1-9	3-3-3	30-22	30 / 40	16949
42	01/06/2015	@MTL	W	26-12-04	4-2	23,9p,14,9p	14	2-6	3-3-3	36-22	30 / 31	21286+
43	01/09/2015	BUF	W	27-12-04	2-1	51,91	91	0-4	3-3-3	47-21	30 / 34	19204+
44	01/12/2015	@PHI	L	27-13-04	3-7	91p,11,24p	78	2-3	1-4-4	24-25	72 / 20	19598+
45	01/13/2015	@BOS	L	27-14-04	3-4	91,91,24	88	0-5	3-3-3	19-34	40 / 30	17565+
46	01/15/2015	EDM	W	28-14-04	3-2	91,18,18	18	0-1	3-4-4	19-32	30 / 30	18609
47	01/17/2015	COL	W**	29-14-04	3-2	24p,6	24	1-1	3-3-3	31-42	30 / 1	19204+
48	01/20/2015	VAN	W	30-14-04	4-1	51,17,11,17	17	0-5	7-7-7	26-28	30 / 30	18517
49	01/27/2015	@CAR	L	30-15-04	2-4	13,11s	27	0-3	2-3-3	30-22	31 / 30	12508
50	01/29/2015	DET	W	31-15-04	5-1	13,13,91p,13s,8	13	1-2	2-2-2	32-28	30 / 34	19204+
51	01/31/2015	CBJ	W	32-15-04	3-1	14,13,51	13	0-4	3-3-3	34-35	30 / 30	18477
52	02/03/2015	@STL	O*	32-15-05	1-2	13	17	0-3	2-2-2	31-18	1 / 30	17223
53	02/05/2015	@DAL	W	33-15-05	5-3	91,77,9p,9,86	9	1-3	4-4-4	29-36	88 / 32	16010
54	02/07/2015	LAK	L	33-16-05	2-4	86,77	8	0-2	2-2-2	28-29	32 / 30	19204+
55	02/08/2015	ANA	W	34-16-05	5-3	11,51,86,11,24	11	0-5	4-5-5	23-28	30 / 31	19204+
56	02/10/2015	@NSH	O*	34-16-06	2-3	14,86	18	0-2	2-2-2	32-29	35 / 88	16362
57	02/12/2015	STL	L	34-17-06	3-6	9						

2013-2014 STATS

2013-2014 INDIVIDUAL SCORING (46-27-9, 101 pts., 2nd Atlantic Division)

PLAYERS

POS	#	PLAYER	GP	G	A	P	+/-	PIM	PP	SH	GW	OT	S	%	TOI/G
L	18	Ondrej Palat	81	23	36	59	32	20	3	2	3	0	165	13.9	18:02
C	51	Valtteri Filppula	75	25	33	58	5	20	6	0	2	0	131	19.1	19:58
D	77	Victor Hedman	75	13	42	55	5	53	3	0	2	0	170	7.6	22:26
C	9	Tyler Johnson	82	24	26	50	23	26	5	5	4	0	181	13.3	18:47
R	16	Teddy Purcell	81	12	30	42	-3	14	3	0	4	1	157	7.6	16:27
C	17	Alex Killorn	82	17	24	41	8	63	3	0	2	1	173	9.8	16:46
C	91	Steven Stamkos	37	25	15	40	9	18	9	1	5	1	124	20.2	20:14
D	25	Matt Carle	82	2	29	31	11	28	1	0	0	0	115	1.7	22:11
D	7	Radko Gudas	73	3	19	22	2	152	1	0	1	1	114	2.6	19:07
R	23	J.T. Brown	63	4	15	19	-9	6	0	0	0	0	113	3.5	13:02
R	86	Nikita Kucherov	52	9	9	18	3	14	3	0	3	0	102	8.8	13:06
D	6	Sami Salo	71	4	13	17	11	18	0	0	0	0	81	4.9	18:11
D	2	Eric Brewer	77	4	13	17	10	59	0	0	2	0	83	4.8	17:33
C	44	Nate Thompson	81	9	7	16	3	27	0	2	1	1	105	8.6	12:51
L	12	Ryan Malone	50	5	10	15	-7	67	0	0	0	0	95	5.3	11:46
R	71	Richard Panik	20	6	5	10	13	-9	21	0	1	0	56	5.4	12:41
D	24	Ryan Callahan	49	5	5	10	4	8	3	0	1	0	54	11.1	20:13
D	8	Mark Barberio	20	6	5	10	10	28	1	0	0	0	54	9.3	14:34
R	19	B.J. Crombeen	55	3	7	10	-2	79	0	0	1	0	60	5.0	10:10
D	21	Mikael Kostka	19	2	6	8	7	0	0	0	0	0	31	6.5	15:53
D	62	Andrej Sustr	43	1	7	8	3	16	0	0	0	0	39	2.6	15:47
C	11	Tom Pyatt	27	3	4	7	-2	4	0	0	1	0	27	11.1	11:27
D	22	Jean-Philippe Cote	19	0	4	4	0	22	0	0	0	0	12	0	10:00
R	14	Brett Connolly	11	1	0	1	-5	4	0	0	1	0	12	8.3	12:01
D	3	Keith Aulie	15	0	1	1	-3	9	0	0	0	0	6	0	9:49
C	54	Cedric Paquette	2	0	1	1	1	0	0	0	0	0	1	0	14:32
D	24	Dmitry Korobov	3	0	1	1	0	2	0	0	0	0	0	0	10:41
D	55	Matt Taormina	7	0	0	0	0	0	0	0	0	0	6	0	13:23
C	42	Dana Tyrell	7	0	0	0	0	4	0	0	0	0	4	0	9:14
L	76	Pierre-Cedric Labrie	13	0	0	0	-4	20	0	0	0	0	2	0	6:52
R	28	Cody Knyk	1	0	0	0	0	0	0	0	0	0	2	0	10:12
C	65	Vladislav Namestnikov	4	0	0	0	-1	4	0	0	0	0	4	0	9:29

GOALTENDERS

#	PLAYER	GP	TOI	GAA	W	L	OTL	SA	GA	SV	SV%	SO	G	A	PIM
30	Ben Bishop	63	3,586	2.23	37	14	7	1758	133	1625	0.924	5	0	2	4
39	Anders Lindback	23	1,302	2.90	8	12	2	580	63	517	0.891	1	0	0	2
40	Kristers Gudleviskis	1	60	2.00	1	0	0	38	2	36	0.947	0	0	0	0
31	Cedric Desjardins	1	18	6.67	0	1	0	13	2	11	0.846	0	0	0	2

TRADED PLAYERS

POS	#	PLAYER	GP	G	A	P	+/-	PIM	PP	SH	GW	OT	S	%	TOI/G
R	26	Martin St. Louis	62	29	32	61	12	6	9	0	5	1	167	17.4	21:41
C	42	Dana Tyrell	7	0	0	0	0	4	0	0	0	0	4	0	9:14
C	55	Matt Taormina	7	0	0	0	0	0	0	0	0	0	6	0	13:23

2013-2014 GAME-BY-GAME RESULTS

#	DATE	TEAM	W-L-OT	RECORD	GF-GA	SCORERS	GWG	PP	PK	SF-SA	W-LGLTDR	ATTEND.
1	10/3/2013	@ BOS	L	0-1-0	1-3	51	17	0-5	3-3	33-25	40-39	17,565+
2	10/05/2013	@ CHI	W**	1-1-0	3-2	26,16p	51	1-1	4-5	19-39	30-50	21,563+
3	10/08/2013	@ BUF	W*	2-1-0	3-2	9,16p,17	17	1-3	2-4	34-23	30-1	18,243
4	10/10/2013	FLA	W	3-1-0	7-2	26,91s,91,18,51p,51,91p	91	2-5	4-5	28-21	30-25	19,204+
5	10/12/2013	PIT	L	3-2-0	4-5	51,91,16p,17p	2	2-5	2-5	18-26	29-39	18,939
6	10/15/2013	LAK	W	4-2-0	5-1	12,16,26,26,18	16	0-3	5-5	25-31	30-32	16,310
7	10/17/2013	MIN	W	5-2-0	3-1	9p,91,6	91	1-7	2-2	30-26	30-37	16,454
8	10/19/2013	BOS	L	5-3-0	0-5		46	0-4	4-4	23-22	40-30	18,512
9	10/24/2013	CHI	W*	6-3-0	6-5	25p,44s,91,77,91p,26	26	2-4	5-6	25-43	30-39	18,820
10	10/26/2013	BUF	W	7-3-0	3-2	9p,26,18	18	1-6	3-3	39-22	30-30	18,088
11	10/27/2013	@ FLA	W**	8-3-0	4-3	26,91,7p	91	1-3	4-4	28-32	39-25	12,336
12	10/29/2013	@ NJD	L	8-4-0	1-2	91p	68	1-4	2-2	17-22	30-30	13,501
13	11/01/2013	@ CAR	W	9-4-0	3-0	77,91,17	77	0-3	4-4	32-31	30-35	14,828
14	11/02/2013	STL	W	10-4-0	4-2	17,91,14,51	14	0-3	3-3	25-30	30-41	18,885
15	11/07/2013	EDM	W	11-4-0	4-2	91,91,9,51	9	0-2	1-2	26-40	30-40	18,695
16	11/09/2013	@ DET	W*	12-4-0	3-2	12,91,16	16	0-3	4-4	34-27	30-35	20,066+
17	11/11/2013	@ BOS	L	12-5-0	0-3		37	0-4	1-1	28-26	40-39	17,565+
18	11/12/2013	@ MTL	W**	13-5-0	2-1	12	51	0-4	3-3	45-29	30-31	21,273+

#	DATE	TEAM	W-L-OT	RECORD	GF-GA	SCORERS	GWG	PP	PK	SF-SA	W-LGLTDR	ATTEND.
19	11/14/2013	ANA	W	14-5-0	5-1	51,26p,51p,17,77	26	2-2	3-3	20-25	30-1	17,763
20	11/16/2013	@ PHX	L	14-6-0	3-6	71,23,17	5	0-2	1-3	30-30	41-39	12,562
21	11/19/2013	@ LAK	L	14-7-0	2-5	51p,77	14	1-4	4-5	21-31	54-30	18,118+
22	11/21/2013	@ SJS	L	14-8-0	1-5	9	7	0-1	2-2	37-36	31-39	17,562+
23	11/22/2013	@ ANA	O*	14-8-1	0-1		15	0-6	3-3	31-42	1-30	16,648
24	11/25/2013	NYR	W	15-8-1	5-0	56,26,26,16,16	86	0-3	6-6	25-37	30-30	19,204+
25	11/27/2013	PHI	W	16-8-1	4-2	77,18s,77p,9	77	1-4	1-2	35-21	39-29	18,427
26	11/29/2013	PIT	L	16-9-1	0-3		14	0-3	2-3	21-29	29-30	19,065
27	12/03/2013	@ CBJ	L	16-10-1	0-1		71	0-2	1-1	26-21	72-30	10,223
28	12/05/2013	OTT	W	17-10-1	3-1	26,26,51	26	0-4	4-5	22-34	30-40	16,562
29	12/07/2013	WPG	O*	17-10-2	1-2	44	55	0-1	3-3	29-36	35-39	18,354
30	12/10/2013	@ WSH	O**	17-10-3	5-6	26p,56p,44,9,18	20	2-5	2-5	42-31	31-30	18,506+
31	12/12/2013	DET	W**	18-10-3	2-1	56	26	0-4	4-4	27-29	30-50	19,204+
32	12/14/2013	@ NJD	L	18-11-3	0-3		12	0-3	2-2	33-19	30-39	13,832
33	12/15/2013	@ DET	W	19-11-3	3-0	9,23,17	9	0-3	3-3	26-28	30-34	20,066+
34	12/17/2013	@ NYI	W**	20-11-3	3-2	51,51	86	0-1	1-2	36-34	30-20	13,618
35	12/19/2013	NSH	W	21-11-3	4-2	17,26p,16,71	16	1-4	4-5	33-30	39-30	17,254
36	12/21/2013	CAR	W*	22-11-3	3-2	77,26p,7	7	1-5	2-2	50-27	30-35	19,204+
37	12/22/2013	@ FLA	W	23-11-3	6-1	17,9,51p,26,23,23	9	1-4	2-3	36-29	30-30	15,942
38	12/28/2013	MTL	O**	23-11-4	1-2	26	81	0-3	3-3	24-21	31-30	19,204+
39	12/29/2013	NYR	L	23-12-4	3-4	9p,18,51	67	1-2	0-3	40-29	30-39	19,204+
40	1/1/2014	@ VAN	W	24-12-4	4-2	51,9,86p,17	86	1-3	2-2	33-30	30-31	18,910+
41	1/3/2014	@ CGY	W	25-12-4	2-0	18,86	18	0-5	5-5	29-19	30-31	19,289+
42	1/5/2014	@ EDM	L	25-13-4	3-5	86p,77,51	27	1-1	2-3	27-26	80-39	16,839+
43	1/7/2014	@ WPG	W	26-13-4	4-2	51,18,26p,26	26	1-3	3-5	33-14	39-31	15,004+
44	1/9/2014	WSH	L	26-14-4	3-4	9,19,18	16	0-1	1-3	36-20	31-39	19,204+
45	1/11/2014	@ PHI	W	27-14-4	6-3	17,16,12,51,26,12	51	0-3	3-4	25-38	39-35	19,987+
46	1/13/2014	@ CBJ	L	27-15-4	2-3	17p,77	55	1-4	4-6	28-28	72-39	14,070
47	1/14/2014	@ NYR	W	28-15-4	2-1	77p,86	86	1-2	2-2	25-34	30-30	18,006+
48	1/16/2014	NYI	O**	28-15-5	1-2	26p	51	1-3	3-4	30-30	60-30	18,333
49	1/18/2014	SJS	L	28-16-5	4-5	26p,26,26,26p	8	2-4	1-2	29-32	31-30	19,204+
50	1/19/2014	@ CAR	W	29-16-5	5-3	8p,18,86,16,8	16	1-2	4-5	24-51	30-31	16,760
51	1/23/2014	COL	W**	30-16-5	4-3	9s,19,18	86	0-2	1-3	38-36	30-41	18,751
52	1/25/2014	OTT	W	31-16-5	5-2	9,8,51,9,9	51	0-3	3-3	29-27	30-30	19,204+
53	1/28/2014	@ TOR	L	31-17-5	2-3	25,8	21	0-3	3-3	42-26	45-26	19,475+
54	1/30/2014	@ OTT	L	31-18-5	3-5	17,9s,77	7	0-2	2-2	38-28	41-39	19,757+
55	2/1/2014	@ MTL	W*	32-18-5	2-1	44s,44	44	0-3	4-			

2012-2013 STATS

2012-2013 INDIVIDUAL SCORING (18-26-4, 40 pts., 4th Southeast Division)

PLAYERS

#	PLAYER	POS	GP	G	A	P	+/-	PIM	PP	SH	GW	OT	S	S%	TOI/G
26	Martin St. Louis	R	48	17	43	60	0	14	3	0	2	0	112	15.2	21:59
91	Steven Stamkos	C	48	29	28	57	-4	32	10	0	2	0	157	18.5	22:01
16	Teddy Purcell	R	48	11	25	36	-1	12	3	0	0	0	94	11.7	16:44
4	Vincent Lecavalier	C	39	10	22	32	-5	29	5	0	0	0	86	11.6	17:52
89	Cory Conacher	L	35	9	15	24	-3	16	1	0	2	0	53	17.0	14:21
25	Matthew Carle	D	48	5	17	22	1	4	2	0	0	0	66	7.6	23:44
67	Benoit Pouliot	L	34	8	12	20	8	15	0	0	1	1	60	13.3	13:14
77	Victor Hedman	D	44	4	16	20	1	31	0	0	0	0	76	5.3	22:39
17	Alex Killorn	C	38	7	12	19	-6	14	1	0	2	0	82	8.5	16:49
6	Sami Salo	D	46	2	15	17	5	16	1	0	0	0	48	4.2	20:59
11	Tom Pyatt	C	43	8	8	16	5	12	0	0	1	0	60	13.3	13:34
44	Nate Thompson	C	45	7	8	15	-2	17	0	0	0	0	58	12.1	14:20
2	Eric Brewer	D	48	4	8	12	3	30	1	0	1	0	56	7.1	20:30
71	Richard Panik	R	25	5	4	9	-2	4	1	0	1	0	34	14.7	11:19
21	Ryan Malone	L	34	6	2	8	-3	22	2	0	1	0	37	16.2	15:44
19	B.J. Crombeen	R	44	1	7	8	4	112	0	0	0	0	50	2.0	11:04
3	Keith Aulie	D	45	2	5	7	1	60	0	0	0	0	37	5.4	12:49
63	Tyler Johnson	C	14	3	3	6	3	4	0	0	0	0	11	27.3	13:04
75	Radko Gudas	D	22	2	3	5	3	38	0	0	1	0	31	6.5	16:59
47	Marc-Andre Bergeron	D	12	1	4	5	3	4	0	0	0	0	22	4.5	12:21
74	Ondrej Palat	L	14	2	2	4	5	0	0	0	1	0	16	12.5	11:44
42	Dana Tyrell	C	21	1	3	4	-3	4	0	0	0	0	19	5.3	10:21
18	Adam Hall	R	20	0	4	4	3	23	0	0	0	0	16	0	10:17
76	Pierre-Cedric Labrie	L	19	2	1	3	2	30	0	0	0	0	16	12.5	8:33
14	Brett Connolly	R	5	1	0	1	-3	0	1	0	0	0	10	10	10:16
29	Brendan Mikkelson	D	4	0	1	1	1	6	0	0	0	0	0	0	9:45
55	Brian Lee	D	22	0	0	0	-13	16	0	0	0	0	13	0	13:55
55	Matt Taormina	D	2	0	0	0	-1	0	0	0	0	0	0	0	16:38
8	Mark Barberio	D	2	0	0	0	-2	0	0	0	0	0	1	0	15:29
62	Andrej Sustr	D	2	0	0	0	1	0	0	0	0	0	2	0	10:43
7	Mathieu Roy	D	1	0	0	0	-1	0	0	0	0	0	0	0	14:07
34	JT Wyman	R	1	0	0	0	-1	0	0	0	0	0	0	0	13:31
59	Mike Angelidis	L	1	0	0	0	0	0	0	0	0	0	0	0	7:22

GOALTENDERS

#	PLAYER	GP	TOI	GAA	W	L	OTL	SA	GA	SV	SV% SO	G	A	PIM
39	Anders Lindback	24	1,304:11	2.90	10	10	1	642	63	579	.902	0	1	0
32	Mathieu Garon	18	910:04	2.90	5	9	2	427	44	383	.897	0	0	0
30	Ben Bishop	9	502:26	2.99	3	4	1	302	25	277	.917	1	0	2
30	Cedrick Desjardins	3	160:06	3.00	0	3	0	73	8	65	.890	0	1	0

TRADED PLAYERS

POS	#	PLAYER	GP	G	A	P	+/-	PIM	PP	SH	GW	OT	S	S%	TOI/G
R	9	Steve Downie	55	12	16	28	-15	121	2	0	1	0	99	12.1	15:30
D	97	Matt Gilroy	53	2	15	17	2	16	0	0	0	0	60	3.3	17:36
C	49	Blair Jones	22	2	2	4	-3	10	0	0	0	0	21	9.5	8:26
D	13	Pavel Kubina	52	3	8	11	1	59	0	1	0	0	56	5.4	19:54
C	19	Dominic Moore	56	4	15	19	-10	48	0	1	1	0	74	5.4	16:16

2012-2013 GAME-BY-GAME RESULTS

#	OPPONENT	RESULT	RECORD	SCORERS	W GOAL	PP	PK	SF-SA	W-LGLTNR	ATTEND.
1	1/19 vs. WSH	W, 6-3	1-0-0	Brewer, Lecavalier St. Louis (p), St. Louis(p), Conacher, Brewer	St. Louis	3-7	3-4	34-30	Lindback-Holtby	19,204+
2	1/21 @ NYI	L, 4-3	1-1-0	St. Louis, Pouliot, Stamkos	Ullstrom	0-3	6-7	26-44	Nabokov-Lindback	15,322
3	1/22 @ CAR	W, 4-1	2-1-0	Pyatt, Conacher, Aulie, Malone (p)	Conacher	1-6	4-5	26-36	Garon-Ward	18,680+
4	1/25 vs. OTT	W, 6-4	3-1-0	Carle (p), Stamkos, Hedman, Malone, Malone Pyatt	Malone	1-4	3-4	31-36	Lindback-Bishop	19,204+
5	1/27 vs. PHI	W, 5-1	4-1-0	Purcell (p), Brewer, Lecavalier (p), Hedman, Stamkos	Brewer	2-5	6-6	26-25	Lindback-Leighton	19,204+
6	1/29 vs. FLA	W, 5-2	5-1-0	Stamkos (p), Conacher, Pyatt, Tyrell, Lecavalier (p)	Pyatt	2-5	4-4	33-28	Lindback-Theodore	19,204+
7	2/1 vs. WPG	W, 8-3	6-1-0	Conacher (p), Stamkos (p), Concaher	Concaher	3-5	2-4	25-29	Lindback-Pavelec	19,204+

#	OPPONENT	RESULT	RECORD	SCORERS	W GOAL	PP	PK	SF-SA	W-LGLTNR	ATTEND.	
8	2/2 vs. NYR	L, 2-1	6-2-0	Lecavalier (p), Concaher, Thompson, Purcell, Malone, Pouliot	Stamkos (p), Stamkos	Hagelin	1-1	2-2	32-30	Biron-Garon	19,204+
9	2/5 @ PHI	L, 2-1	6-3-0	Pouliot	Sestito	0-4	2-2	22-24	Lindback-Bryzgalov	19,616+	
10	2/7 @ NJD	L, 4-2	6-4-0	Thompson, Carle	Greene	0-4	2-4	19-27	Lindback-Brodeur	14,802	
11	2/10 @ NYR	L, 5-1	6-5-0	Lecavalier	Callahan	0-2	3-3	20-32	Garon-Lundqvist	17,200+	
12	2/12 vs. MTL	L, 4-3**	6-5-1	Hedman, Hedman, Salo (p)	Desharnais (x)	1-5	6-7	24-34	Price-Lindback	19,204+	
13	2/14 vs. WSH	L, 4-3	6-6-1	St. Louis, Purcell, Thompson	Beagle	0-2	0-1	30-39	Holtby-Garon	19,204+	
14	2/16 @ FLA	W, 6-5*	7-6-1	Pouliot, Killorn, Stamkos, Stamkos (p), Purcell, Pouliot (y)	Pouliot(y)	1-4	3-3	36-30	Lindback-Theodore	17,009	
15	2/19 vs. TOR	W, 4-2	8-6-1	Lecavalier, Stamkos, Killorn, Carle (p)	Killorn	1-6	3-3	19-25	Lindback-Scrivens	19,204+	
16	2/21 vs. BOS	L, 4-2	8-7-1	Stamkos, Conacher	Marchand	0-3	0-0	26-26	Rask-Lindback	19,204+	
17	2/23 @ CAR	W, 5-2	9-7-1	Bergeron, Pouliot, Panik, Pyatt, Stamkos	Panik	0-3	3-3	39-34	Garon-Ellis	18,680+	
18	2/24 @ PIT	L, 5-3	9-8-1	Brewer, Stamkos (p), Conacher	Bennett	1-2	1-2	30-22	Fleury-Garon	18,656+	
19	2/26 vs. BUF	L, 2-1	9-9-1	Stamkos	Myers	0-6	1-1	31-21	Miller-Garon	19,204+	
20	2/28 @ NYR	L, 4-1	9-10-1	St. Louis	Stepan	0-3	3-4	25-42	Lundqvist-Garon	17,200+	
21	3/2 @ BOS	L, 3-2	9-11-1	Stamkos (p), Killorn (p)	Marchand	2-8	3-5	22-27	Khudobin-Garon	17,565+	
22	3/4 @ PIT	L, 4-3	9-12-1	Stamkos, Pyatt, Stamkos, Thompson, St. Louis, Killorn, Thompson, Crombeen	Neal	0-1	3-3	28-32	Fleury-Lindback	18,656+	
23	3/5 @ NJD	W, 5-2	10-12-1	Thompson, St. Louis, Killorn, Thompson, Crombeen	Killorn	0-2	1-2	25-27	Lindback-Hedberg	15,229	
24	3/7 vs. WPG	L, 2-1	10-13-1	Stamkos	Little	0-5	2-2	29-28	Montoya-Lindback	19,204+	
25	3/9 vs. MTL	L, 4-3	10-14-1	Stamkos, Salo, Malone (p)	Gallagher	1-2	2-3	23-29	Price-Desjardins	19,204+	
26	3/12 @ FLA	W, 3-2	11-14-1	Lecavalier, St. Louis, Stamkos (p)	Stamkos	1-2	4-4	13-39	Lindback-Markstrom	15,174	
27	3/14 vs. NYI	L, 2-0	11-15-1	Johnson, Palat, Thompson, Purcell	Tavares	0-2	0-1	18-29	Nabokov-Lindback	19,204+	
28	3/16 vs. CAR	W, 4-1	12-15-1	Palat, Pyatt, Purcell, Stamkos	Palat	0-1	2-2	26-22	Garon-Peters	19,204+	
29	3/18 vs. PHI	W, 4-2	13-15-1	Palat, Pyatt, Purcell, Stamkos	Purcell	0-4	4-4	27-30	Lindback-Bryzgalov	19,204+	
30	3/20 @ TOR	L, 4-2	13-16-1	Gudas, Conacher	Bozak	0-4	2-2	28-26	Reimer-Garon	19,433+	
31	3/23 @ OTT	L, 5-3	13-17-1	Johnson, Johnson, Purcell	Alfredsson	0-4	1-2	32-32	Lehner-Desjardins	20,016+	
32	3/24 @ WPG	L, 3-2	13-18-1	Stamkos (p), Conacher	Enstrom	1-5	2-3	25-24	Pavelec-Desjardins	15,004+	
33	3/26 vs. BUF	W, 2-1	14-18-1	Stamkos, St. Louis (p)	St. Louis	1-5	4-4	25-14	Garon-Miller	19,204+	
34	3/29 vs. NJD	W, 5-4**	15-18-1	Stamkos, Thompson, Stamkos, Killorn	Purcell (x)	0-3	4-5	25-25	Garon-Brodeur	19,204+	
35	4/2 vs. FLA	L, 3-2**	15-18-2	Pyatt, Killorn	Mueller (x)	0-3	1-3	41-25	Markstrom-Garon	17,904	
36	4/4 @ CAR	W, 5-0	16-18-2	Purcell, Pyatt, Aulie, St. Louis, Pouliot	Purcell	0-1	1-2	30-45	Bishop-Ellis	17,042	
37	4/6 @ NYI	L, 4-2	16-19-2	Panik, Carle	Martin	0-3	1-1	21-28	Nabokov-Bishop	16,170	
38	4/7 @ WSH	L, 4-2	16-20-2	Lecavalier (p), Killorn	Ward	1-2	2-2	30-38	Neuvirth-Bishop	18,506+	
39	4/9 vs. OTT	W, 3-2	17-20-2	Labrie, Lecavalier (p), Stamkos (p)	Stamkos	2-7	3-4	24-33	Bishop-Anderson	17,323	
40	4/11 vs. PIT	L, 6-3	17-21-2	Purcell (p), Connolly (p) Purcell (p)	Malkin	3-4	3-6	19-41	Vokoun-Bishop	19,204+	
41	4/13 @ WSH	L, 6-5*	17-21-3	Panik, St. Louis, Panik, St. Louis, Purcell	Green (y)	0-2	2-4	40-38	Holtby-Garon	18,506+	
42	4/14 @ BUF	L, 3-1	17-21-3	Pouliot	Hecht	0-1	2-3	33-22	Enroth-Garon	18,991+	
43	4/16 @ WPG	L, 4-3**	17-22-3	Panik (p), Lecavalier	Santorelli (x)	0-1	2-3	27-36	Pavelec-Bishop	15,004+	
44	4/18 @ MTL	L, 3-2	17-22-4	Stamkos (p), St. Louis	Gionta	1-2	5-6	34-35	Price-Bishop	21,273+	
45	4/21 vs. CAR	L, 3-2	17-23-4	Lecavalier, Pyatt, Malone Moore, Stamkos	Tlusty	1-2	4-4	37-28	Ellis-Lindback	19,204+	
46	4/24 vs. TOR	W, 5-2	18-24-4	Stamkos, St. Louis, Gudas, St. Louis, St. Louis	Gudas	0-2	2-2	26-28	Bishop-Reimer	18,826	
47	4/25 @ BOS	L, 2-0	18-25-4		Seidenberg	0-3	1-1	30-24	Rask-Lindback	17,565+	
48	4/27 vs. FLA	L, 5-3	18-26-4	Carle, Malone, St. Louis	Fleischmann	0-2	1-1	31-32	Markstrom-Lindback	19,204+	

* Overtime + Sellout (s) Shorthanded Goal (y) Overtime Game-Winner
 ** Shootout (p) Power Play Goal (x) Shootout Game-Winner (EV-PS) Successful Penalty Shot

2011-2012 STATS

2011-2012 INDIVIDUAL SCORING (38-36-8, 84 pts., 3rd Southeast Division)

PLAYERS

POS	#	PLAYER	GP	G	A	P	+/-	PIM	PP	SH	GW	OT	S	S%	TOI/G
C	91	Steven Stamkos	82	60	37	97	7	66	12	0	12	5	303	19.8	22:01
R	26	Martin St. Louis	77	25	49	74	-3	16	4	0	3	1	185	13.5	22:37
R	16	Teddy Purcell	81	24	41	65	9	16	8	0	3	1	152	15.8	16:07
C	4	Vincent Lecavalier	64	22	27	49	-2	50	5	0	5	1	182	12.1	18:55
L	12	Ryan Malone	68	20	28	48	-11	82	5	1	2	1	144	13.9	17:41
D	47	Marc-Andre Bergeron	43	4	20	24	6	20	1	0	0	0	80	5	19:21
D	77	Victor Hedman	61	5	18	23	-9	65	0	0	0	0	82	6.1	23:05
D	2	Eric Brewer	82	1	20	21	-5	49	0	0	0	0	83	1.2	23:16
C	11	Tom Pyatt	74	12	7	19	-19	8	1	0	1	0	95	12.6	14:47
D	15	Brian Lee	55	1	15	16	-8	35	0	0	0	0	32	3.1	15:32
C	44	Nate Thompson	68	9	6	15	-23	21	0	0	1	0	85	10.6	14:49
R	14	Brett Connolly	68	4	11	15	-9	30	1	0	2	1	94	4.3	11:28
D	7	Brett Clark	82	2	13	15	-26	20	0	0	0	0	61	3.3	18:22
D	27	Bruno Gervais	50	6	7	13	-4	8	1	0	0	0	57	10.5	14:16
R	22	Ryan Shannon	45	4	8	12	-11	10	1	0	0	0	46	8.7	12:01
R	34	JT Wyman	40	2	9	11	1	8	0	0	1	0	31	6.5	10:32
R	20	Tim Wallace	49	3	6	9	-3	16	0	0	1	0	26	11.5	8:35
R	18	Adam Hall	57	2	5	7	-11	17	0	0	1	0	63	3.2	11:51
C	24	Trevor Smith	16	2	3	5	2	4	0	0	0	0	17	11.8	12:27
C	42	Dana Tyrell	26	0	5	5	-5	6	0	0	0	0	23	0	10:30
D	29	Brendan Mikkelson	41	1	2	3	-4	13	0	0	0	0	45	2.2	14:24
D	3	Keith Aulie	36	0	3	3	-7	29	0	0	0	0	18	0	13:26
L	76	Pierre-Cedric Labrie	14	0	2	2	-2	15	0	0	0	0	5	0	5:54
D	23	Mike Commodore	30	0	2	2	7	38	0	0	0	0	23	0	12:36
L	59	Mike Angelidis	6	1	0	1	-1	5	0	0	0	0	8	12.5	6:29
R	19	J.T. Brown	5	0	1	1	2	0	0	0	0	0	13	0	13:51
C	21	Mattias Ritola	5	0	0	0	-2	6	0	0	0	0	14	0	10:50
D	43	Evan Oberg	3	0	0	0	2	0	0	0	0	0	3	0	9:50
R	21	Brandon Segal	10	0	0	0	-2	4	0	0	0	0	8	0	6:35

GOALTENDERS

#	PLAYER	GP	TOI	GAA	W	L	OTL	SA	GA	SV	SV%	SO	G	A	PIM
32	Mathieu Garon	48	2,483:45	2.85	23	16	4	1191	118	1073	0.901	1	0	2	0
35	Sebastien Caron	3	134:40	3.11	1	1	0	57	7	50	0.877	0	0	0	0
40	Dustin Tokarski	5	243:35	3.44	1	3	1	116	14	102	0.879	0	0	1	2
30	Dwayne Roloson	40	2,098:31	3.66	13	16	3	1126	128	998	0.886	1	0	0	6

TRADED PLAYERS

POS	#	PLAYER	GP	G	A	P	+/-	PIM	PP	SH	GW	OT	S	S%	TOI/G
R	9	Steve Downie	55	12	16	28	-15	121	2	0	1	0	99	12.1	15:30
D	97	Matt Gilroy	53	2	15	17	2	16	0	0	0	0	60	3.3	17:36
C	49	Blair Jones	22	2	2	4	-3	10	0	0	0	0	21	9.5	8:26
D	13	Pavel Kubina	52	3	8	11	1	59	0	0	1	0	56	5.4	19:54
C	19	Dominic Moore	56	4	15	19	-10	48	0	1	1	0	74	5.4	16:16

2011-2012 GAME-BY-GAME RESULTS

#	OPPONENT	RESULT	RECORD	SCORERS	W GOAL	PP	PK	SF-SA	W-L GLTNR	ATTEND.
1	10/7 @ CAR	W, 5-1	1-0-0	St. Louis, Lecavalier (p), Downie (p), Hall, Malone	Lecavalier	2-6	5-5	34-33	Roloson-Ward	18,680+
2	10/8 @ BOS	L, 4-1	1-1-0	St. Louis	Paille	0-5	5-5	26-42	Thomas-Garon	17,565+
3	10/10 @ WSH	L, 6-5**	1-1-1	Purcell, Gervais, Moore, Thompson, Clark	Hendricks (x)	0-4	7-7	28-43	Vokoun-Roloson	18,506+
4	10/13 @ NYI	L, 5-1	1-2-1	Stamkos	Moulson	0-3	4-4	35-34	Montoya-Roloson	9,759
5	10/15 @ FLA	L, 3-2**	1-2-2	Bergeron, Bergeron	Goc (x)	0-2	4-6	30-38	Theodore-Garon	18,352+
6	10/17 vs. FLA	L, 7-4	1-3-2	Purcell (p), Hedman, Lecavalier, Stamkos	Versteeg	1-3	4-9	39-33	Theodore-Roloson	19,204+
7	10/20 vs. NYI	W, 4-1	2-3-2	Malone (p), Lecavalier, Stamkos, Clark	Lecavalier	1-3	2-2	30-17	Garon-Montoya	18,181
8	10/22 vs. BUF	W, 3-0	3-3-2	Kubina, St. Louis, Hedman	Kubina	0-1	3-3	26-21	Garon-Miller	19,204+
9	10/25 @ BUF	W, 4-3	4-3-2	Lecavalier, Thompson, Stamkos, Malone	Malone	0-3	3-3	23-39	Garon-Miller	18,690+
10	10/27 @ NSH	L, 5-3	4-4-2	Stamkos, Purcell (p), Stamkos	Spaling	1-2	3-3	32-27	Rinne-Garon	16,619
11	10/29 vs. WPG	W, 1-0	5-4-2	Lecavalier (p)	Lecavalier	1-4	2-2	27-28	Roloson-Pavelec	19,204+
12	11/1 @ CAR	L, 4-2	5-5-2	Purcell, Connolly	Skinner	0-2	1-2	30-31	Ward-Roloson	13,374
13	11/4 vs. CHI	W, 5-4*	6-5-2	Stamkos, Connolly, Stamkos, Stamkos (p), Lecavalier (y)	Lecavalier	1-1	1-2	32-32	Roloson-Emery	19,204+
14	11/6 @ FLA	W, 4-3**	7-5-2	Malone (p), Stamkos, Purcell	Moore (x)	1-3	1-2	37-41	Roloson-Theodore	15,066
15	11/9 vs. PHI	W, 2-1*	8-5-2	Bergeron (p), Connolly (y)	Connolly	1-7	4-5	24-15	Roloson-Bryzgalov	19,204
16	11/12 @ STL	L, 3-0	8-6-2	St. Louis, Stamkos	Russell	0-5	3-3	19-24	Elliott-Garon	19,150+
17	11/14 @ WPG	L, 5-2	8-7-2	Lecavalier, Connolly (p), Downie (p), Lecavalier	Flood	0-6	1-2	32-39	Pavelec-Roloson	15,004+
18	11/17 vs. PIT	W, 4-1	9-7-2	Stamkos, Connolly, Stamkos, Stamkos (p), Lecavalier (y)	Connolly	2-6	7-7	18-34	Roloson-Fleury	18,509
19	11/19 vs. NJD	L, 4-2	9-8-2	St. Louis, Shannon	Clarkson	0-6	6-8	23-24	Brodeur-Roloson	18,894
20	11/22 vs. TOR	L, 7-1	9-9-2	Lecavalier (p)	Connolly	1-5	2-4	28-26	Gustavsson-Roloson	19,204+
21	11/25 @ FLA	W, 2-1*	10-9-2	Lecavalier, Stamkos (p, y)	Stamkos	1-2	4-4	31-24	Garon-Theodore	17,380+
22	11/26 vs. FLA	W, 5-1	11-9-2	St. Louis, Pyatt, Stamkos, Malone, Stamkos	Pyatt	0-2	6-6	34-25	Garon-Markstrom	17,841
23	11/28 @ MIN	L, 3-1	11-10-2	Stamkos, Bouchard	0-2	2-2	33-24	Backstrom-Garon	16,628	
24	11/30 @ DET	L, 4-2	11-11-2	St. Louis (p), Stamkos	Holmstrom	1-4	4-5	23-35	Howard-Roloson	20,066+

#	OPPONENT	RESULT	RECORD	SCORERS	W GOAL	PP	PK	SF-SA	W-L GLTNR	ATTEND.
25	12/3 vs. NYR	L, 4-2	11-12-2	Downie, Pyatt	Stepan	0-1	2-2	26-36	Lundqvist-Garon	19,204+
26	12/5 @ OTT	L, 4-2	11-13-2	Gervais, St. Louis	Foligno	0-3	3-3	33-31	Anderson-Roloson	18,742
27	12/6 @ NYI	L, 5-1	11-14-2	St. Louis	Martin	0-3	3-5	34-34	Montoya-Garon	9,486
28	12/8 @ NYR	W, 3-2**	12-14-2	Malone, Moore (s)	Moore (x)	0-4	5-6	31-30	Garon-Lundqvist	18,200+
29	12/10 @ PHI	L, 5-2	12-15-2	Shannon, Lecavalier (p)	Simmonds	1-4	3-5	30-32	Bryzgalov-Garon	19,772+
30	12/12 vs. NJD	L, 5-4	12-16-2	Downie, Jones, Stamkos (p), Stamkos	Henrique	1-5	2-3	36-22	Hedberg-Garon	17,341
31	12/15 vs. CGY	W, 5-4*	13-16-2	Purcell(p), Pyatt, Malone, Thompson, Stamkos (y)	Stamkos	1-1	2-3	34-27	Garon-Kiprusoff	17,241
32	12/17 @ CLB	W, 3-2	14-16-2	Bergeron, Brewer, Stamkos	Stamkos	0-3	4-5	28-28	Garon-Mason	16,108
33	12/21 @ SJS	L, 7-2	14-17-2	Moore, St. Louis	Desjardins	0-5	2-4	24-43	Niemi-Garon	17,562+
34	12/23 @ COL	L, 2-1*	14-17-3	Kubina	Duchene	0-3	3-3	30-29	Giguere-Garon	16,165
35	12/27 vs. PHI	W, 5-1	15-17-3	Gervais, Stamkos, Downie, Stamkos (p), Lecavalier	Stamkos	1-4	4-4	16-32	Garon-Bryzgalov	19,204+
36	12/29 vs. MTL	W, 4-3	16-17-3	Stamkos, Wyman, Bergeron, Lecavalier	Lecavalier	0-3	2-3	22-34	Garon-Price	19,204+
37	12/31 vs. CAR	W, 5-2	17-17-3	Stamkos, Stamkos, Stamkos (p), Purcell, Downie	Stamkos	1-3	2-4	32-26	Garon-Ward	19,204+
38	1/3 @ TOR	L, 7-3	17-18-3	Lecavalier, Stamkos, Kubina	Boyce	0-5	4-6	24-42	Gustavsson-Rolon	19,425+
39	1/5 @ OTT	L, 4-1	17-19-3	Stamkos	Turris	0-3	2-2	36-24	Anderson-Garon	19,944+
40	1/7 @ MTL	L, 3-1	17-20-3	Lecavalier	Pacioretty	0-1	1-2	24-28	Price-Garon	21,273+
41	1/10 vs. VAN	L, 5-4**	17-19-4	Stamkos, Lecavalier, Downie, Malone	Raymond (x)	0-3	4-4	31-28	Schneider-Roloson	17,630
42	1/12 vs. CAR	L, 5-2	17-21-4	Thompson, Purcell	Harrison	0-2	1-1	36-32	Ward-Garon	16,553
43	1/13 @ WSH	L, 4-3	17-22-4	Pyatt, Stamkos (p), Lecavalier	Brouwer	1-5	2-4	30-21	Vokoun-Roloson	18,506+
44	1/15 vs. PIT	L, 6-3	17-23-4	Gilroy, Malone (p), Purcell	Malkin	1-1	3-5	20-44	Fleury-Garon	19,204+
45	1/17 vs. BOS	W, 5-3	18-23-4	Lecavalier, Pyatt, Malone, Moore, Stamkos	Moore	0-4	3-3	21-29	Garon-Thomas	19,204+
46	1/20 @ DAL	W, 2-1	19-23-4	Purcell, Purcell	Purcell	0-3	4-4	22-28	Garon-Lehtonen	14,836
47	1/21 @ PHX	W, 4-3	20-23-4	Stamkos, Purcell, St. Louis, Downie	Downie	0-2	3-4	21-36	Roloson-Smith	12,714
48	1/24 vs. CLB	W, 4-2	21-23-4	Angelidis, Lecavalier (p), St. Louis, Thompson	St. Louis	1-4	2-2	31-24	Garon-Sanford	16,859
49	1/31 vs. WSH	W, 4-3*	22-23-4	Purcell, St. Louis, Thompson, Stamkos (y)	Stamkos	0-1	3-3	31-30	Garon-Vokoun	17,754
50	2/2 vs. WPG	L, 2-1*	22-24-5	Hedman	Wellwood	0-2	2-2	31-24	Pavelec-Garon	16,923
51	2/4 vs. FLA	W, 6-3	23-23-5	Thompson, Lecavalier, St. Louis, Stamkos, St. Louis, St. Louis (p)	Stamkos	1-3	3-3	34-20	Garon-Clemmensen	19,204+
52	2/7 vs. LAK	L, 3-1	23-24-5	Stamkos	Clifford	0-3	2-2	25-20	Quick-Roloson	16,489
53	2/9 @ NYR	L, 4-3*	23-24-6	Stamkos, Lecavalier, Gervais (p)	Richards	1-2	2-3	17-31	Biron-Garon	18,200+
54	2/11 @ BUF	W, 2-1	24-24-6	Downie, Stamkos	Stamkos	0-3	1-1	28-27	Garon-Miller	18,690+
55	2/12 @ PIT	L, 4-2	24-25-6	Downie, Downie	Letang	0-2	3-4	23-41	Johnson-Garon	18,506+
56	2/14 vs. OTT	L, 4-0	24-26-6	Downie, Downie	Karlsson	0-2	1-2	28-27	Anderson-Garon	17,488
57	2/16 vs. SJS	W, 6-5*	25-26-6	Stamkos, Purcell (p), Downie, Stamkos, St. Louis, St. Louis (y)	St. Louis	1-1	2-3	25-20	Roloson-Niemi	16,819
58	2/18 vs. WSH	W, 2-1	26-26-6	Pyatt, Stamkos	Stamkos	0-5	2-2	23-24	Garon-Vokoun	19,204+
59	2/21 vs. ANA	W, 3-2	27-26-6	Stamkos (p), Stamkos, Purcell	Purcell	1-2	2-2	16-30	Garon-Hiller	18,309
60	2/23 @ WPG	L, 4-3	27-27-6	Stamkos (p), Purcell, St. Louis (p)	Byfuglien	2-5	1-3	25-34	Pavelec-Garon	15,004+
61	2/25 @ PIT	L, 8-1	27-28-6	Purcell (p)	Cooke	1-6	0-2	35-34	Fleury-Rolos	

2010-2011 STATS

2010-2011 INDIVIDUAL SCORING (46-25-11, 103 pts., 2nd Southeast Division)

PLAYERS

POS	#	PLAYER	GP	G	A	P	+/-	PIM	PP	SH	GW	OT	S	%	TOI/G
C	91	Steven Stamkos	82	45	46	91	3	74	17	0	8	1	272	16.5	20:11
C	4	Vincent Lecavalier	65	25	29	54	-5	43	12	0	5	2	210	11.9	18:27
R	16	Teddy Purcell	81	17	34	51	5	10	3	0	1	0	196	8.7	14:06
L	12	Simon Gagne	63	17	23	40	-12	20	7	0	3	1	154	11.0	16:53
L	6	Ryan Malone	54	14	24	38	-3	51	9	0	1	1	149	9.4	16:01
C	19	Dominic Moore	77	18	14	32	-12	52	6	0	3	0	175	10.3	15:35
R	9	Steve Downie	57	10	22	32	8	171	2	0	1	0	83	12.0	14:31
D	7	Brett Clark	82	9	22	31	2	14	6	0	1	0	87	10.3	18:52
L	10	Sean Bergenheim	80	14	15	29	0	56	2	0	1	0	182	7.7	13:58
D	77	Victor Hedman	79	3	23	26	3	70	0	0	0	0	101	3.0	21:00
C	44	Nate Thompson	79	10	15	25	-6	29	0	1	2	1	123	8.1	15:05
D	13	Pavel Kubina	79	4	19	23	2	62	1	0	2	0	78	5.1	19:13
R	18	Adam Hall	82	7	11	18	-12	32	0	0	1	0	167	4.2	14:50
C	42	Dana Tyrell	78	6	9	15	-5	12	0	0	1	0	73	8.2	12:03
D	8	Randy Jones	61	1	12	13	-4	15	0	0	0	0	52	1.9	17:03
D	39	Mike Lundin	69	1	11	12	-3	12	0	0	0	0	55	1.8	20:24
C	21	Mattias Ritola	31	4	4	8	-5	11	0	0	2	0	42	9.5	10:03
D	47	Marc-Andre Bergeron	23	2	6	8	-10	8	0	0	1	1	37	5.4	14:19
D	5	Mattias Ohlund	72	0	5	5	-7	70	0	0	0	0	39	0.0	18:43
C	49	Blair Jones	18	1	2	3	-2	2	0	0	0	0	20	5.0	8:00
L	24	Johan Harju	10	1	2	3	-2	2	0	0	0	0	14	7.1	8:28
D	2	Eric Brewer	22	1	1	2	5	24	0	0	0	0	24	4.2	21:34
D	48	Michael Vernace	10	0	1	1	-2	2	0	0	0	0	6	0.0	8:42
D	28	Mathieu Roy	4	0	0	0	-2	2	0	0	0	0	1	0.0	4:43
D	32	Matt Smaby	32	0	0	0	2	17	0	0	0	0	9	0.0	6:59
C	43	James Wright	1	0	0	0	-2	0	0	0	0	0	0	0.0	4:36
C	34	Marc-Andre Pouliot	3	0	0	0	-2	0	0	0	0	0	2	0.0	10:46

GOALTENDERS

#	PLAYER	GP	TOI	GAA	W	L	OTL	SA	GA	SV	SV%	SO	G	A	PIM
35	Dwayne Roloson	34	1,992:35	2.56	18	12	4	967	85	882	.912	4	0	1	6
41	Mike Smith	22	1,202:29	2.90	13	6	1	576	58	518	.899	1	0	1	2
30	Cedrick Desjardins	2	120:19	1.00	2	0	0	63	2	61	.968	0	0	0	0

TRADED GOALTENDERS

#	PLAYER	GP	TOI	GAA	W	L	OTL	SA	GA	SV	SV%	SO	G	A	PIM
33	Dan Ellis	31	1,678:42	2.93	13	7	6	741	82	659	.889	2	0	1	0

2010-2011 GAME-BY-GAME RESULTS

#	OPPONENT	RESULT	RECORD	SCORERS	W GOAL	PP	PK	SF - SA	W - L GLTNR	ATTEND.
1	10/9 vs. ATL	W, 5-3	1-0-0	Downie (p), Moore, Lecavalier (p), Stamkos, Stamkos	2-5	5-6	36-30	41-50	19,791+	
2	10/13 @ MTL	W, 4-3*	2-0-0	Clark (p), St. Louis, Stamkos (p), Malone (y) Malone	2-6	3-3	48-27	41-31	21,273	
3	10/14 @ PHI	W, 3-2	3-0-0	Stamkos, Moore, Kubina	0-6	4-4	24-26	33-33	19,592	
4	10/16 @ FLA	L, 0-6	3-1-0	-----	0-2	3-4	29-38	29-33	17,040	
5	10/18 vs. DAL	W, 5-4	4-1-0	Downie (p), Stamkos (p), Bergenheim, Moore	4-5	5-5	44-19	41-32	13,277	
6	10/21 vs. NYI	L, 2-3*	4-1-1	Bergenheim, St. Louis	Moulson	0-4	4-5	30-25	39-33	13,333
7	10/22 @ ATL	W, 5-2	5-1-1	Clark (p), Lecavalier, Stamkos (p), Stamkos, Stamkos	2-6	7-8	33-30	41-50	9,138	
8	10/24 vs. NSH	L, 3-4	5-2-1	Bergenheim, St. Louis, Hall	Wilson	0-4	1-1	45-26	33-39	14,454
9	10/27 vs. PIT	W, 5-3	6-2-1	Tyrell, Purcell, Lecavalier (p), St. Louis, St. Louis	1-7	5-5	31-31	33-29	17,266	
10	10/30 @ PHX	W, 3-0	7-2-1	Ritola, Hall, Stamkos	Ritola	0-1	2-2	23-23	33-30	8,171
11	11/3 @ ANA	L, 2-3*	7-2-2	B. Jones, Stamkos (p)	Getzlaf	1-4	4-5	34-30	1-3	13,034
12	11/4 @ LAK	L, 0-1	7-3-2	-----	Williams	0-3	4-4	24-26	32-41	18,118
13	11/6 @ SJS	L, 2-5	7-4-2	St. Louis, Stamkos (p)	Heatley	1-4	6-7	35-39	30-41	17,562
14	11/9 vs. TOR	W, 4-0	8-4-2	Stamkos (p), Thompson, Stamkos, Moore	Stamkos	1-2	5-5	25-28	33-35	16,791
15	11/11 @ WAS	L, 3-6	8-5-2	Purcell, Malone (p), Stamkos	Semin	1-4	0-1	41-26	30-33	18,398
16	11/12 @ PIT	L, 1-5	8-6-2	Stamkos (p)	Goligoski	1-8	4-4	16-20	29-41	18,275
17	11/14 vs. MIN	L, 1-4	8-7-2	St. Louis (p)	Madden	1-3	1-3	38-18	32-33	14,868
18	11/17 @ NYI	W, 4-2	9-7-2	Stamkos (p), Clark (p), St. Louis, Thompson	St. Louis	2-4	4-4	40-36	33-30	8,025
19	11/18 @ PHI	W, 8-7	10-7-2	Stamkos (p), Hall, Malone (p), Clark, Thompson	Stamkos, Downie, Stamkos (p), Thompson	3-9	4-4	33-32	41-33	19,672
20	11/20 @ BUF	W, 2-1	11-7-2	Purcell, Hall	Hall	0-3	2-2	22-30	41-40	17,833
21	11/22 vs. BOS	W, 3-1	12-7-2	Tyrell, Stamkos, Purcell	Stamkos	0-3	2-2	36-27	41-40	16,241

#	OPPONENT	RESULT	RECORD	SCORERS	W GOAL	PP	PK	SF - SA	W - L GLTNR	ATTEND.
22	11/24 vs. NYI	W, 5-3	13-7-2	Malone (p), Malone (p), Stamkos, Clark (p), Hedman	Clark	3-6	3-4	34-20	41-30	17,806
23	11/26 @ WAS	L, 0-6	13-8-2	-----	Carlson	0-5	2-4	17-29	1-41	18,398
24	11/27 vs. FLA	L, 3-4**	13-8-3	Purcell (p), Tyrell, Bergenheim	Weiss	1-7	4-4	37-27	29-33	15,854
25	11/30 @ TOR	W, 4-3*	14-8-3	Malone (p), St. Louis, St. Louis, Gagne (y)	Gagne	1-5	3-4	39-25	33-50	19,063
26	12/2 @ BOS	L, 1-8	14-9-3	Hedman	Seidenberg	0-1	3-4	38-32	30-41	17,565
27	12/4 vs. COL	W, 6-5	15-9-3	Thompson, St. Louis, Ritola, Gagne (p), Malone (p), Bergenheim	Bergenheim	2-6	3-4	39-24	33-31	18,212
28	12/7 @ CGY	L, 2-4	15-10-3	Harju, Malone	Bourque	0-2	3-4	24-19	34-33	19,289
29	12/10 @ EDM	L, 3-4**	15-10-4	Jones, Malone (p), Stamkos	Eberle	1-5	1-3	41-23	35-33	16,839
30	12/11 @ VAN	W, 5-4*	16-10-4	Thompson, Clark (p), Stamkos, Purcell, Stamkos (p, y)	Stamkos	2-3	2-4	23-27	33-35	18,860
31	12/15 vs. ATL	W, 2-1**	17-10-4	Bergenheim, Hedman (x)	Hedman	0-2	5-5	31-28	41-31	14,441
32	12/18 vs. BUF	W, 3-1	18-10-4	Gagne (p), Stamkos, St. Louis	Stamkos	1-4	5-5	37-23	41-30	17,141
33	12/20 vs. CAR	W, 5-1	19-10-4	Moore, St. Louis, Clark, Stamkos (p), Bergenheim (p)	St. Louis	2-3	4-5	34-22	33-60	17,210
34	12/22 @ NYI	L, 1-2*	19-10-5	Malone (p)	Tavares	1-6	2-2	35-28	30-33	7,324
35	12/23 @ NYR	W, 4-3**	20-10-5	St. Louis, Stamkos, Lecavalier, Malone (x)	Malone	0-1	1-1	24-37	33-30	18,200
36	12/26 @ ATL	W, 3-2*	21-10-5	Stamkos, Lecavalier, Lecavalier (p, y)	Lecavalier	1-6	2-2	34-28	33-31	14,610
37	12/28 vs. BOS	L, 3-4	21-11-5	Stamkos (p), Lecavalier, St. Louis	Recci	1-5	4-6	34-29	30-33	20,204*
38	12/30 vs. MTL	W, 4-1	22-11-5	St. Louis (p), Kubina, Stamkos (EV-PS), Stamkos	Kubina	1-6	5-5	23-28	30-31	20,191*
39	1/1 vs. NYR	W, 2-1*	23-11-5	Tyrell, Thompson (y)	Thompson	0-3	2-2	33-35	30-30	18,242
40	1/4 @ WAS	W, 1-0*	24-11-5	St. Louis (y)	St. Louis	0-3	3-3	38-34	35-1	18,398
41	1/5 @ PIT	L, 1-8	24-12-5	Hall	Conner	0-2	2-4	32-41	29-35	18,261
42	1/8 @ OTT	W, 2-1	25-12-5	Hall, St. Louis	St. Louis	0-5	3-3	27-32	35-30	19,698
43	1/9 @ NJD	L, 3-6	25-13-5	Purcell, Malone (p), Moore	Zubrus	1-4	3-4	36-26	30-33	16,197
44	1/10 vs. WSH	W, 3-0	26-13-5	Moore, Bergenheim, Gagne	Moore	0-6	2-2	38-23	35-1	18,135
45	1/14 vs. NJD	L, 2-5	26-14-5	Stamkos (p), St. Louis	Elias	1-3	1-1	32-25	30-35	18,736
46	1/15 @ CAR	L, 4-6	26-15-5	Stamkos, Lecavalier, Gagne, Gagne	Staal	0-5	2-6	34-31	30-35	18,680
47	1/18 vs. CBJ	W, 3-2**	27-15-5	Stamkos, Stamkos (p), Malone (x)	Malone	1-4	4-4	22-30	35-32	13,291
48	1/20 @ ATL	W, 3-2**	28-15-5	Stamkos, Stamkos, Moore (x)	Moore	0-2	1-2	31-29	35-31	12,314
49	1/21 @ FLA	W, 2-1**	29-15-5	Downie, Moore (x)	Moore	0-1	7-7	21-30	33-29	17,328
50	1/23 vs. ATL	W, 7-1	30-15-5	Thompson (s), Tyrell, Stamkos, St. Louis, Gagne, Kubina, Gagne (p)	Tyrell	1-2	2-2	39-22	35-31	13,916
51	1/25 vs. TOR	W, 2-0	31-15-5	Gagne, Purcell (p)	Gagne	1-5	2-2	31-26	35-34	14,335
52	1/21 vs. PHI	W, 4-0	32-15-5	Purcell, Purcell, Downie, Stamkos	Purcell	0-2	4-4	22-38	35-35	16,635
53	2/4 vs. WSH	L, 2-5	32-16-5	Purcell, Clark (p)	Ovechkin	1-4	3-4	25-36	1-35	20,216*
54	2/6 vs. STL	W, 4-3*	33-16-5	Stamkos, Moore, Downie, Lecavalier (p, y)	Lecavalier	1-5	3-4	40-32	33-29	14,896
55	2/8 vs. BUF	L, 4-7	33-17-5	Bergenheim, Lecavalier, Bergenheim, Lecavalier (p)	Vanek	1-5	4-5	34-28	30-35	14,444
56	2/12 vs. CAR	W, 4-3*	34-17-5	Downie, Lecavalier (p), Bergenheim, Bergeron (y)	Bergeron	1-5	6-7	41-34	35-30	19,910*
57	2/15 vs. PHI	L, 3-4**	34-17-6	Moore, Lecavalier (p), Purcell	Timonen	1-4	2-3	27-29	33-35	16,950
58	2/17 vs. DET	L, 2-6	34-18-6	Hedman, Downie	Kronwall	0-5	1-3	40-31	35-35	20,849*
59	2/19 vs. FLA	L, 2-3**	34-18-7	Bergeron, Bergenheim	Santorelli	0-6	1-3	36-26	30-33	18,710
60	2/23 vs. PHX	W, 8-3	35-18-7	Purcell, St. Louis, St. Louis (p), Stamkos (p), Lecavalier (p), Purcell, Purcell, Hall	Stamkos	3-4	2-2	39-28	35-1	15,104
61	2/25 vs. NJD	W, 2-1	36-18-7	St. Louis, Gagne	Gagne	0-2	1-1	30-20	35-1	19,563
62	2/27 @ NYR	W, 2-1	37-18-7	St. Louis, Lecavalier (p)	Lecavalier	1-6	4-4	19-23	35-30	18,200
63	3/2 @ NJD	L, 1-2	37-19-7	Moore (p)	Kovalchuk	1-2	2-2	16-27	30-35	12,857
64	3/3 @ BOS	L, 1-2	37-20-7	Brewer	Lucic	0-4	3-3	28-28	30-41	17,565
65	3/5 vs. MTL	L, 2-4	37-21-7	Moore (p), Lecavalier	Paciorek	1-6	1-3	45-23	31-35	20,274*
66	3/7 vs. WSH	L, 1-2**	37-21-8	Bergenheim (p)	Ovechkin	1-4	3-3	28-30	70-35	16,835
67	3/9 vs. CHI	W, 4-3**	38-21-8	Stamkos, St. Louis, Purcell, St. Louis (x)	St. Louis	0-2	1-1	30-31	35-30	19,912*
68	3/11 vs. OTT	L,								

2009-2010 STATS

2009-2010 INDIVIDUAL SCORING (34-36-12, 80 pts., 4th Southeast Division)

PLAYERS

POS	#	PLAYER	GP	G	A	P	+/-	PIM	PP	SH	GW	OT	S	S%	TOI/G
C	91	Steven Stamkos	82	51	44	95	-2	38	24	1	5	1	297	17.2	20:33
R	26	Martin St. Louis	82	29	65	94	-8	12	7	1	7	2	242	12.0	21:48
C	4	Vincent Lecavalier	82	24	46	70	-16	63	5	0	3	0	295	8.1	19:47
L	12	Ryan Malone	69	21	26	47	-8	68	7	0	7	1	172	12.2	18:45
R	9	Steve Downie	79	22	24	46	14	208	7	0	1	0	116	19.0	14:42
D	6	Kurtis Foster	71	8	34	42	-5	48	3	0	1	0	165	4.8	17:11
L	13	Alex Tanguay	80	10	27	37	-2	32	3	0	2	0	91	11.0	15:47
D	77	Victor Hedman	74	4	16	20	-3	79	0	0	0	0	90	4.4	20:50
D	14	Andrej Meszaros	81	6	11	17	-14	50	2	0	1	1	145	4.1	20:10
R	27	Brandon Bochenski	28	4	9	13	-1	2	1	0	0	0	43	9.3	12:16
D	39	Mike Lundin	49	3	10	13	-4	18	0	0	0	0	42	7.1	21:56
D	5	Mattias Ohlund	67	0	13	13	-8	59	0	0	0	0	71	0.0	22:49
L	19	Stephane Veilleux	77	3	6	9	-14	48	0	0	0	0	94	3.2	12:17
R	16	Teddy Purcell	19	3	6	9	-8	6	1	0	0	0	46	6.5	16:05
C	38	Paul Szczechura	52	5	2	7	-15	18	1	0	1	0	83	6.0	13:05
L	17	Todd Fedoruk	50	3	3	6	-12	54	0	0	0	0	22	13.6	7:31
C	28	Zenon Konopka	74	2	3	5	-11	265	0	0	1	0	41	4.9	8:08
D	8	Matt Walker	66	2	3	5	-11	90	0	0	0	0	54	3.7	16:09
C	43	James Wright	48	2	3	5	-9	18	0	0	0	0	25	8.0	11:38
C	44	Nate Thompson	32	1	3	4	-3	17	0	0	0	0	44	2.3	13:57
D	21	David Hale	39	0	4	4	-2	25	0	0	0	0	25	0.0	14:03
D	54	Paul Ranger	8	1	1	2	-2	6	0	0	0	0	11	9.1	20:19
D	32	Matt Smaby	33	0	2	2	-4	27	0	0	0	0	17	0.0	13:28
R	37	Mark Parrish	16	0	2	2	-5	4	0	0	0	0	10	0.0	15:10
C	49	Blair Jones	14	0	0	0	-5	10	0	0	0	0	26	0.0	12:50
D	56	Vladimir Mihalik	4	0	0	0	-4	2	0	0	0	0	1	0.0	11:32
D	58	Scott Jackson	1	0	0	0	0	0	0	0	0	0	0	0.0	13:44

TRADED PLAYERS

POS	#	PLAYER	GP	G	A	P	+/-	PIM	PP	SH	GW	OT	S	S%	TOI/G
C	11	Jeff Halpern	55	9	8	17	-13	27	2	0	1	0	65	13.8	15:38
D	2	Lukas Krajicek	23	0	1	1	-4	21	0	0	0	0	17	0.0	17:31
L	16	Drew Miller	14	0	0	0	-3	2	0	0	0	0	10	0.0	12:13

GOALTENDERS

#	PLAYER	GP	TOI	GAA	W	L	OTL	SA	GA	SV	SV%	SO	G	A	PIM
30	Antero Niittymaki	49	2657:11	2.87	21	18	5	1388	127	1261	.909	1	0	1	0
41	Mike Smith	42	2272:33	3.09	13	18	7	1165	117	1048	.900	2	0	0	14
40	Dustin Tokarski	2	44:21	4.09	0	0	0	16	3	13	.813	0	0	0	0

2009-2010 GAME-BY-GAME RESULTS

#	OPPONENT	RESULT	RECORD	SCORERS	W GOAL	PP	PK	SF-SA	W-LGLTNR	ATTEND.
1	10/3 @ ATL	L, 3-6	0-1-0	St. Louis, St. Louis (p), Meszaros	Peveley	1-3	2-3	39-28	31-41	18,545
2	10/6 @ CAR	L, 1-2**	0-1-1	Malone (p)	Samsonov	1-8	4-5	30-28	30-41	16,186
3	10/8 vs. NYJ	L, 3-4**	0-1-2	Stamkos, Stamkos (p), Fedoruk	Parise	1-4	1-2	44-34	30-41	17,454
4	10/10 vs. CAR	W, 5-2	1-1-2	Ranger, Malone, Malone, Downie (p), Malone	Malone	1-6	3-5	39-26	30-30	14,212
5	10/12 vs. FLA	W, 3-2	2-1-2	Stamkos (p), St. Louis (p), Malone	Malone	2-6	4-5	31-33	30-29	14,126
6	10/15 @ OTT	L, 1-7	2-2-2	Malone	Michalek	0-6	5-6	17-35	33-41	17,732
7	10/17 @ PIT	L, 1-4	2-3-2	Stamkos (p)	Gonchar	1-7	6-7	23-33	29-30	17,132
8	10/22 vs. SJS	W, 5-2	3-3-2	Wright, Malone, Stamkos, Meszaros, Stamkos	Malone	0-1	2-3	25-34	41-20	13,343
9	10/24 vs. BUF	L, 2-3**	3-3-3	Lecavalier, Stamkos	Myers	0-2	3-3	26-32	30-41	15,804
10	10/29 vs. OTT	W, 5-2	4-3-3	Stamkos (p), Fedoruk, Malone, Stamkos (p), Tanguay	Malone	2-6	3-3	27-23	41-30	13,213
11	10/31 vs. NYJ	L, 1-2**	4-3-4	Stamkos	Clarkson	0-3	4-4	19-38	30-30	12,154
12	11/2 @ PHI	L, 2-6	4-4-4	Stamkos, Halpern	Carter	0-2	2-4	28-31	29-41	18,667
13	11/3 @ TOR	W, 2-1*	5-4-4	Lecavalier, Malone (y)	Malone	0-4	7-8	32-41	30-50	19,301
14	11/5 @ OTT	L, 2-3*	5-4-5	Tanguay (p), Stamkos (p)	Spezza	2-7	4-6	20-29	33-30	17,511
15	11/7 @ MTL	W, 3-1	6-4-5	Malone (p), Tanguay, Wright	Tanguay	1-3	0-1	21-37	30-31	21,273
16	11/12 vs. MIN	W, 4-3**	7-4-5	Stamkos (s), Downie, Malone (p), Lecavalier (x)	Lecavalier	1-4	3-4	22-34	30-32	14,530
17	11/14 vs. LAK	L, 1-2**	7-4-6	Malone	Kopitar	0-5	3-4	29-30	32-30	16,612
18	11/16 @ PHX	W, 4-1	8-4-6	Lecavalier, Tanguay (p), St. Louis, Lecavalier	Tanguay	1-6	2-2	19-31	41-1	9,503

#	OPPONENT	RESULT	RECORD	SCORERS	W GOAL	PP	PK	SF-SA	W-LGLTNR	ATTEND.
19	11/19 @ ANA	L, 3-4*	8-4-7	Halpern, Stamkos, Malone (p)	Niederemayer	1-4	4-7	24-27	1-41	14,555
20	11/21 @ CAR	L, 1-3	8-5-7	St. Louis (p)	Jokinen	1-4	4-5	21-27	34-41	13,224
21	11/22 @ ATL	W, 4-3*	9-5-7	Veilleux, Malone, Foster (p), Stamkos (y)	Stamkos	1-5	3-3	40-31	30-31	13,342
22	11/25 vs. TOR	L, 3-4	9-6-7	Meszaros (p), Lecavalier, Malone	Stajan	1-3	3-3	31-35	50-30	15,333
23	11/27 vs. NYR	W, 5-1	10-6-7	Stamkos, Foster (p), Downie (p), Szczechura, Foster	Foster	2-2	2-2	31-27	41-30	17,608
24	11/28 @ DAL	L, 3-4*	10-6-8	Szczechura, Stamkos (p), Halpern	Wandell	1-3	3-6	28-38	31-41	17,334
25	11/30 vs. COL	L, 0-3	10-7-8	-----	Duchene	0-7	4-5	33-29	41-30	12,214
26	12/2 @ BOS	L, 1-4	10-8-8	Halpern	Bergeron	0-6	2-3	40-39	30-41	16,553
27	12/4 @ NJD	L, 2-3	10-9-8	Lecavalier, Downie (p)	Langenbrunner	1-4	2-4	24-19	30-30	15,333
28	12/5 vs. NYI	W, 4-0	11-9-8	Malone, Downie (p), Halpern (p), Hedman	Malone	2-3	6-6	25-30	41-30	13,577
29	12/7 vs. WSH	L, 0-3	11-10-8	-----	Ovechkin	0-3	4-5	26-34	1-41	12,400
30	12/9 vs. EDM	L, 2-3	11-11-8	St. Louis, Hedman	Stortini	0-4	4-4	34-32	38-41	13,477
31	12/11 @ COL	L, 1-2**	11-11-9	Downie	Wolski	0-1	3-3	22-34	41-30	12,188
32	12/13 @ CHI	L, 0-4	11-12-9	-----	Kane	0-5	7-7	18-29	31-30	21,081
33	12/15 @ NSH	L, 4-7	11-13-9	Stamkos, Lecavalier (p), Foster (p), Lecavalier	Jones	2-4	2-2	34-27	35-41	15,084
34	12/17 @ DET	L, 0-3	11-14-9	-----	Miller	0-5	2-2	30-22	35-41	19,474
35	12/18 @ STL	W, 6-3	12-14-9	St. Louis, Stamkos, Foster Halpern, Halpern, Stamkos	Stamkos	0-4	3-5	24-26	30-50	19,150
36	12/21 vs. NYI	W, 4-2	13-14-9	Stamkos, Lecavalier, Malone (p), Malone (p)	Malone	2-4	5-6	28-38	41-30	10,864
37	12/23 vs. PHI	L, 2-5	13-15-9	Konopka, Hedman	Betts	0-3	2-3	33-36	49-41	16,177
38	12/26 vs. ATL	W, 4-3	14-15-9	Downie, Lundin, Tanguay, Malone	Tanguay	0-1	3-3	34-27	41-31	15,437
39	12/28 vs. BOS	W, 2-1	15-15-9	Tanguay, St. Louis (p)	St. Louis	1-5	3-3	39-32	41-30	16,926
40	12/30 vs. MTL	L, 1-2*	15-15-10	Foster	Plekanec	0-2	3-3	35-35	31-41	18,441*
41	1/2 vs. PIT	W, 3-1	16-15-10	St. Louis, Konopka, Downie	Konopka	0-4	4-4	37-26	41-29	20,109*
42	1/6 @ BUF	L, 3-5	16-16-10	St. Louis, Hedman, Lecavalier	Stafford	0-3	2-3	39-35	30-41	18,690
43	1/8 @ NJD	W, 4-2	17-16-10	Downie (p), Bochenski (p), Stamkos, Stamkos	Stamkos	2-5	4-4	14-35	41-30	15,129
44	1/9 @ PHI	L, 1-4	17-17-10	St. Louis	Hartnell	0-5	4-5	18-31	49-30	19,678
45	1/12 vs. WSH	W, 7-4	18-17-10	Lecavalier, Stamkos (p), Stamkos (p), Veilleux, St. Louis (p), Foster, Halpern (p)	St. Louis	4-7	2-4	36-36	30-60	13,891
46	1/14 vs. FLA	L, 2-3	18-18-10	Halpern, Downie	Olesz	0-1	2-2	30-29	29-30	13,516
47	1/16 @ FLA	L, 2-5	18-19-10	Tanguay, Meszaros (p)	Allen	1-4	1-3	49-23	29-30	15,971
48	1/18 @ CAR	W, 3-2	19-19-10	Malone, Lecavalier (p), Downie	Downie	1-2	4-4	32-22	30-30	16,031
49	1/19 @ NYR	L, 2-8	19-20-10	Lecavalier, Tanguay (p)	Drury	1-5	2-4	23-31	30-30	18,200
50	1/21 vs. TOR	W, 3-2*	20-20-10	Stamkos, Malone (p), St. Louis (p, y)	St. Louis	2-7	4-6	32-22	30-50	13,691
51	1/23 vs. ATL	W, 2-1**	21-20-10	Stamkos (p), Halpern (x)	Halpern	1-4	6-6	26-38	30-1	16,212
52	1/27 vs. MTL	W, 3-0	22-20-10	St. Louis, Lecavalier, Stamkos (p)	St. Louis	1-3	3-3	30-33	30-31	14,404
53	1/29 vs. ANA	L, 1-2**	22-20-11	St. Louis	Wisniewski	0-2	1-2	31-32	1-30	15,230
54	1/31 @ WSH	L, 2-3	22-21-11	St. Louis, Stamkos (p)	Ovechkin	1-2	2-3	27-31	60-41	18,277
55	2/2 @ ATL	W, 2-1	23-21-11	Veilleux, St. Louis	St. Louis	0-3	3-3	24-27	30-31	11,390
56	2/4 vs. NYI	W, 5-2	24-21-11	Stamkos (p), St. Louis, Lecavalier, Stamkos, Tanguay	Lecavalier	1-3	4-4	31-36	30-30	13,891
57	2/6 vs. CGY	W, 2-1*	25-21-11	Stamkos, Meszaros (y)	Meszaros	0-5	3-4	23-26	30-34	15,859
58	2/9 vs. VAN	W, 3-1	26-21-11	Stamkos (p), St. Louis (s), St. Louis	St. Louis	1-5	4-5	19-40	30-1	14,226
59	2/11 vs. BOS	L, 4-5	26-22-11	St. Louis, St. Louis (p), Downie, Downie	Lucic	1-5	2-3	35-36	40-41	15,826
60	2/13 @ NYI	L, 4-5	26-23-11	Stamkos, Lundin, Thompson, Downie	Park	0-5	4-4	42-33	43-30	12,337
61	2/14 @ NYR	L, 2-5	26-24-11	Stamkos (p), Downie	Christensen	1-3	4-4	29-23	30-41	18,200
62	3/2 vs. PHI	L, 2-7	26-25-11	Stamkos, Stamkos	Gagne	0-7	6-9	38-34	49-30	17,812
63	3/4 @ WSH	L, 4-5	26-26-11	Downie (p), Lecavalier (p), Lecavalier, Stamkos	S. Walker	2-5	3-3	29-34	41-30	18,277
64	3/6 vs. ATL	W, 6-2	27-26-11	St. Louis, Stamkos (p), Szczechura, Purcell (EV-PS), Lecavalier, Stamkos	Szczechura	1-4	5-5	30-31	30-1	19,926
65	3/9 @ MTL	L, 3-5	27-27-11	Stamkos (p), Walker, St. Louis	Darce	1-4	1-2	31-28	41-30	

2008-2009 STATS

PLAYERS

POS	#	PLAYER	GP	G	A	P	+/-	PIM	PP	SH	GW	OT	S	S%	TOI/G
R	26	Martin St. Louis	82	30	40	80	4	14	7	2	3	1	262	11.5	21:17
C	4	Vincent Lecavalier	77	29	38	67	-9	54	10	1	6	1	291	10	20:15
C	91	Steven Stamkos	79	23	23	46	-13	39	9	0	1	0	181	12.7	14:56
L	12	Ryan Malone	70	26	19	45	4	98	7	0	3	0	124	21	17:45
C	20	Vaclav Prospal	82	19	26	45	-20	52	7	0	2	0	194	9.8	17:40
D	2	Lukas Krajicek	71	2	17	19	-8	48	0	0	0	0	66	3	19:37
C	11	Jeff Halpern	52	7	9	16	-13	32	1	1	1	0	60	11.7	12:01
R	76	Evgeny Artyukhin	73	6	10	16	1	151	1	0	0	0	100	6	10:40
D	21	Cory Murphy	32	5	11	16	-4	14	4	0	0	0	55	9.1	17:57
D	14	Andrej Meszaros	52	2	14	16	-4	36	1	0	1	0	87	2.3	24:10
L	24	Matt Pettinger	59	8	7	15	-14	24	2	0	1	0	82	9.8	12:18
D	54	Paul Ranger	42	2	11	13	-5	56	0	0	0	0	29	2.9	24:30
R	18	Adam Hall	74	5	5	10	-9	29	1	0	0	0	90	5.6	11:11
C	38	Paul Szczechura	31	4	5	9	-1	12	1	0	0	0	51	7.8	13:33
D	6	Josef Melichar	39	0	9	9	0	37	0	0	0	0	19	0	13:46
D	55	Matt Lashoff	28	0	8	8	-6	20	0	0	0	0	25	0	17:40
L	10	Gary Roberts	30	4	3	7	-11	27	2	0	1	0	32	12.5	11:38
R	9	Steve Downie	29	3	3	6	-2	65	0	0	0	0	26	11.5	8:25
R	17	Radim Vrbata	18	3	3	6	-1	8	1	0	0	0	41	7.3	14:13
C	34	Ryan Craig	54	2	4	6	-7	60	0	0	0	0	64	3.1	10:16
R	44	Martins Karsums	24	1	5	6	-8	6	0	0	0	0	28	3.6	11:11
D	22	Marek Malik	42	0	5	5	-3	36	0	0	0	0	22	0	19:09
D	32	Matt Smaby	43	0	4	4	-11	50	0	0	0	0	28	0	19:05
D	29	Janne Niskala	6	1	2	3	0	6	1	0	0	0	10	10	13:42
D	50	Richard Petiot	11	0	3	3	5	21	0	0	0	0	10	0	20:36
D	56	Vladimir Mihalik	11	0	3	3	-3	6	0	0	0	0	7	0	13:23
D	7	Noah Welch	40	1	1	2	-9	25	0	0	0	0	22	4.5	10:56
L	33	David Koci	37	1	1	2	1	141	0	0	0	0	13	7.7	5:57
D	39	Mike Lundin	25	0	2	2	-4	4	0	0	0	0	8	0	16:38
C	28	Zenon Konopka	7	0	1	1	-1	29	0	0	0	0	6	0	7:00
R	27	Brandon Bochenski	7	0	1	1	-3	2	0	0	0	0	11	0	10:47
L	52	Radek Smolennak	6	0	1	1	1	10	0	0	0	0	14	0	8:20
D	51	Kevin Quick	6	0	1	1	0	0	0	0	0	0	7	0	13:23
D	3	Ty Wishgart	5	0	1	1	0	0	0	0	0	0	2	0	10:07
R	53	Brandon Segal	2	0	0	0	0	0	0	0	0	0	2	0	13:47
R	16	Jason Ward	1	0	0	0	0	2	0	0	0	0	1	0	9:31
R	71	Geoff Kinrade	1	0	0	0	-1	0	0	0	0	0	1	0	17:32

TRADED PLAYERS

POS	#	PLAYER	GP	G	A	P	+/-	PIM	PP	SH	GW	OT	S	S%	TOI/G
D	5	Matt Carle	12	1	1	2	1	6	0	0	0	0	13	7.7	21:57
D	44	Steve Eminger	50	4	19	23	-4	36	2	0	0	0	63	6.3	23:33
C	77	Chris Gratton	18	0	2	2	-3	10	0	0	0	0	16	0.0	10:47
D	6	Andrew Hutchinson	2	0	0	0	-5	0	0	0	0	0	2	0.0	14:43
L	36	Jussi Jokinen	46	6	10	16	-8	16	2	0	0	0	64	9.4	15:38
D	55	Shane O'Brien	1	0	0	0	-1	0	0	0	0	0	0	0.0	14:04
R	8	Mark Recchi	62	13	32	45	-15	20	2	0	1	0	97	13.4	16:53

GOALTENDERS

#	PLAYER	GP	TOI	GAA	W	L	OTL	SA	GA	SV	SV%	SO	G	A	PIM
41	Mike Smith	41	2471:21	2.62	14	18	9	1282	198	1174	.916	2	0	1	23
30	Mike McKenna	15	775:51	3.56	4	8	7	406	46	360	.887	1	0	1	0
31	Karri Rami	24	1311:54	3.66	4	10	7	756	80	676	.894	0	0	1	2
35	Riku Helenius	1	6:52	0	0	0	0	2	0	2	1	0	0	0	0

TRADED GOALTENDERS

#	PLAYER	GP	TOI	GAA	W	L	OTL	SA	GA	SV	SV%	SO	G	A	PIM
37	Olaf Kolzig	8	410:03	3.66	2	4	1	245	25	220	.898	0	0	0	0

2008-2009 GAME-BY-GAME RESULTS

#	OPPONENT	RESULT	RECORD	SCORERS	W GOAL	PP	PK	SF-SA	W-L-GLTNR	ATTEND.
1	10/4 vs. NYR	L, 1-2	0-1-0	St. Louis	17	0-4	6-7	21-41	30-41	17,085
2	10/5 @ NYR	L, 1-2	0-2-0	Hall	19	1-4	5-5	19-39	30-37	17,085
3	10/11 vs. CAR	L, 3-4*	0-2-1	Recchi, Niskala (p), Lecavalier (p)	12	2-7	7-9	29-46	49-41	18,552
4	10/16 vs. NYI	L, 3-4*	0-2-2	Lecavalier, Prospal (p), Malone	7	1-7	8-0	36-36	35-37	14,420
5	10/18 vs. MIN	L, 0-1**	0-2-3	-----	20	0-3	6-6	32-21	32-41	15,191
6	10/21 vs. ATL	W, 3-2*	1-2-3	Recchi, Prospal, Lecavalier (p)	4	1-3	3-3	38-33	41-32	13,922
7	10/25 vs. SJS	L, 0-3	1-3-3	-----	11	0-2	5-6	45-22	33-41	16,831
8	10/28 @ TOR	W, 3-2	2-3-3	Jokinen, Lecavalier, Lecavalier (p)	4	1-5	4-6	25-39	41-35	19,348

#	OPPONENT	RESULT	RECORD	SCORERS	W GOAL	PP	PK	SF-SA	W-L-GLTNR	ATTEND.
9	10/30 @ BUF	W, 5-2	3-3-3	Stamkos (p), Jokinen, Malone, Ranger, Stamkos	12	1-3	4-5	40-31	37-30	18,690
10	11/01 vs. OTT	W, 3-2**	4-3-3	Lecavalier, Carle, Artyukhin (x)	76	0-4	2-3	34-31	41-31	16,104
11	11/05 @ NJD	L, 3-4**	4-3-4	Jokinen, Jokinen (p), St. Louis (p)	15	2-3	1-2	27-38	1-41	11,619
12	11/06 @ NYR	L, 2-5	4-4-4	St. Louis, Malone (p)	23	1-3	5-8	38-35	30-41	18,200
13	11/08 @ PHI	W, 2-1	5-4-4	Jokinen, Prospal	20	0-5	4-5	22-36	41-43	19,412
14	11/10 @ WSH	L, 2-4	5-4-4	Roberts (p), Roberts (p)	16	2-5	3-3	36-30	1-37	17,932
15	11/12 @ FLA	L, 0-4	5-6-4	-----	24	0-5	4-6	24-31	31-41	12,104
16	11/13 vs. DET	L, 3-4	5-7-4	Recchi, Jokinen (p), Pettinger	40	1-4	3-5	18-39	30-37	20,544*
17	11/16 @ CAR	L, 2-3**	5-7-5	St. Louis, Lecavalier (p)	15	1-5	5-5	28-30	30-41	13,781
18	11/18 vs. FLA	L, 3-4**	5-7-6	Vrbata, Artyukhin, Eminger	16	0-2	3-5	52-36	29-41	16,176
19	11/21 vs. NSH	W, 4-1	6-7-6	Lecavalier (p), Lecavalier, Recchi, Prospal	4	1-6	7-7	24-35	41-39	16,444
20	11/23 vs. NJD	L, 3-7	6-8-6	Vrbata, St. Louis, Malone (EV-PS)	14	0-4	2-2	29-45	35-37	14,222
21	11/26 vs. NYR	L, 2-3**	6-8-7	Malone (p), Recchi	91	1-6	5-6	29-35	30-41	16,991
22	11/28 @ MIN	L, 2-4	6-9-7	Vrbata (p), Malone	9	1-5	3-3	37-33	32-41	18,568
23	11/29 @ COL	L, 3-4	6-10-7	Lecavalier, Malone (p), Stamkos (p)	54	2-6	3-4	20-31	1-41	18,007
24	12/02 @ PHI	L, 3-4*	6-10-8	Recchi (p), Prospal (p), Downie	18	2-6	2-5	38-32	43-41	19,227
25	12/04 vs. BOS	L, 1-3	6-11-8	St. Louis	46	0-3	1-1	31-26	30-41	15,598
26	12/06 vs. BUF	L, 3-4	6-12-8	St. Louis, Ranger, Prospal	27	0-6	6-6	23-27	30-41	17,154
27	12/08 @ BOS	L, 3-5	6-13-8	Hall, Lecavalier, Szczechura	33	0-4	4-6	29-24	30-41	16,973
28	12/10 @ BUF	L, 2-4	6-14-8	St. Louis, Recchi	9	0-4	4-6	28-37	30-41	18,431
29	12/11 @ MTL	W, 3-1	7-14-8	St. Louis, Lecavalier, St. Louis (s)	4	0-4	5-6	22-32	37-41	21,273
30	12/13 @ OTT	L, 0-2	7-15-8	-----	45	0-5	7-8	24-33	29-41	18,446
31	12/18 vs. COL	L, 1-2**	7-15-9	Halpern	23	0-1	5-5	38-35	1-41	16,333
32	12/20 @ ATL	L, 3-4	7-16-9	St. Louis (p), Hall, St. Louis (p)	42	2-6	3-4	39-30	32-41	14,395
33	12/23 @ PIT	W, 2-0	8-16-9	Pettinger, Szczechura (p)	24	1-3	3-3	29-35	41-29	17,064
34	12/26 @ FLA	W, 4-3**	9-16-9	Eminger, Recchi, Artyukhin, Malone (x)	12	0-5	4-5	35-28	41-31	16,961
35	12/27 vs. FLA	W, 6-4	10-16-9	Stamkos, Artyukhin (p)	12	1-6	6-8	42-29	41-29	18,226
36	12/30 vs. MTL	L, 1-2**	10-16-10	Lecavalier, Lecavalier, Malone, St. Louis	40	1-5	6-6	22-30	31-41	20,454*
37	01/01 @ WSH	L, 4-7	10-17-10	Lecavalier, Malone, Hall (s), Lecavalier	17	0-3	2-2	27-35	1-41	18,277
38	01/03 vs. CAR	L, 2-3	10-18-10	Craig, Lecavalier	25	0-2	3-3	19-28	30-41	15,873
39	01/04 @ ATL	W, 4-1	11-18-10	Eminger (p), St. Louis, Prospal (p), Halpern	26	2-4	2-2	35-28	41-32	10,750
40	01/08 @ PHX	L, 2-3	11-19-10	Meszaros, Halpern (p)	91	1-2	2-2	24-27	30-41	13,736
41	01/09 @ ANA	W, 4-3	12-19-10	St. Louis (s), Prospal, Malone (p), Malone	12	1-3	3-4	19-32	31-1	17,174
42	01/12 @ LAK	W, 3-1	13-19-10	Artyukhin, Recchi, Lecavalier	8	0-4	4-4	22-30	41-31	16,511
43	01/13 @ SJS	L, 1-7	13-20-10	Stamkos	19	0-2	5-8	25-42	20-31	17,496
44	01/15 vs. PHI	W, 4-1	14-20-10	St. Louis, Meszaros (p), Craig, Lecavalier (EV-PS)	14	1-4	2-3	44-32	41-43	15,604
45	01/17 vs. FLA	L, 3-4	14-21-10	Lecavalier, Prospal (p), Malone	4	1-4	0-2	33-21	29-41	17,217
46	01/19 vs. DAL	W, 4-2	15-21-10	Lecavalier (s), Stamkos, Lecavalier (p), Prospal	4	1-2	6-7	20-25	41-35	13,991
47	01/21 vs. BUF	W, 5-3	16-21-10	Eminger (p), Downie, Krajicek, Halpern, Murphy (p)	11	2-4	3-5	26-34	41-30	15,611
48	01/27 vs. MTL	W, 5-3	17-21-10	Malone, Lecavalier (p), Prospal, Downie, St. Louis (p)	9	2-7	4-4	24-34	41-31	15,912
49	01/29 @ CAR	L, 2-3	17-22-10	Recchi, Malone	12	0-3	5-5	29-31	41-30	16,405

2007-2008 STATS

2007-2008 INDIVIDUAL SCORING (31-42-9, 71 pts., 5th Southeast Division)

PLAYERS

POS	#	PLAYER	GP	G	A	P	+/-	PIM	PP	SH	GW	OT	S	S%	TOI/G
C	4	Vincent Lecavalier	81	40	52	92	-17	89	10	1	7	0	318	12.6	22:57
R	26	Martin St. Louis	82	25	58	83	-23	26	10	2	5	0	241	10.4	24:17
C	11	Jeff Halpern	83	20	22	42	0	54	4	1	2	0	132	15.2	16:46
L	10	Jussi Jokinen	72	16	26	42	-14	18	6	0	2	0	131	12.2	14:27
R	7	Michel Ouellet	64	17	19	36	11	12	5	0	0	0	132	12.9	13:37
D	54	Paul Ranger	72	10	21	31	-13	56	0	1	0	0	105	9.5	25:13
D	71	Filip Kuba	75	6	25	31	-8	40	2	0	0	0	113	5.3	24:57
D	22	Dan Boyle	37	4	21	25	-29	57	2	0	1	1	74	5.4	27:24
L	21	Mathieu Darche	73	7	15	22	-14	20	1	1	0	0	120	5.8	14:25
C	77	Chris Gratton	60	10	11	21	-7	77	1	0	1	0	92	10.9	12:42
D	55	Shane O'Brien	77	4	17	21	-2	154	0	1	0	0	69	5.8	21:13
R	16	Jason Ward	79	8	6	14	-18	42	1	1	0	0	85	9.4	12:32
C	29	Craig MacDonald	65	2	9	11	-10	16	0	0	0	0	84	2.4	10:52
C	74	Nick Tarnasky	80	6	4	10	-15	78	1	0	1	0	91	6.6	8:14
R	36	Andre Roy	63	4	3	7	-1	108	0	0	0	0	38	10.5	5:27
D	37	Brad Lukowich	59	1	6	7	-15	20	0	0	0	0	28	3.6	16:36
D	2	Alexandre Picard	24	3	3	6	-12	10	1	0	1	0	24	12.5	20:25
D	39	Mike Lundin	81	0	6	6	3	16	0	0	0	0	33	0	13:47
C	24	Andreas Karlsson	58	2	2	4	-7	10	0	0	1	0	31	6.5	9:39
D	3	Doug Janik	61	1	3	4	-3	45	0	0	0	0	23	4.3	9:19
R	42	Junior Lessard	21	1	1	2	-6	11	0	0	0	0	21	4.8	9:52
C	34	Ryan Craig	7	1	1	2	-1	0	1	0	0	0	8	12.5	13:03
R	56	Kyle Wanvig	7	1	0	1	-1	7	0	0	1	0	10	10	10:09
D	32	Matt Smaby	14	0	0	0	-6	12	0	0	0	0	7	0	12:08
L	61	Karl Stewart	9	0	0	0	-2	2	0	0	0	0	2	0	4:06
D	38	Jay Leach	2	0	0	0	-1	0	0	0	0	0	0	0	4:37
C	49	Blair Jones	4	0	0	0	0	0	0	0	0	0	1	0	1:55

TRADED PLAYERS

POS	#	PLAYER	GP	G	A	P	+/-	PIM	PP	SH	GW	S	S%	TOI/G
L	17	Jan Hlavac	62	9	13	22	-10	32	0	0	0	123	7.3	14:45
D	2	Dan Jancevski	2	0	0	0	-1	2	0	0	0	0	0.0	2:22
L	20	Vaclav Prospal	62	29	28	57	-7	39	9	0	4	175	16.6	19:59
C	19	Brad Richards	62	18	33	51	-25	15	9	1	4	228	7.9	24:16

GOALTENDERS

#	PLAYER	GP	TOI	GAA	W	L	OTL	SA	GA	SV	SV%	SO	G	A	PIM
41	Mike Smith	34	1,945:41	2.59	15	19	0	848	84	764	0.901	3	0	1	12
31	Karri Ramo	22	1,268:43	3.03	7	11	3	632	64	568	0.899	0	0	1	4
30	Marc Denis	10	414:56	4.05	1	5	0	199	28	171	0.859	0	0	0	2

TRADED GOALTENDERS

#	PLAYER	GP	TOI	GAA	W	L	OTL	SA	GA	SV	SV%	SO	G	A	PIM
40	Johan Holmqvist	45	2469:14	3.01	20	16	6	1129	124	1005	0.890	2	0	1	0

2007-2008 GAME-BY-GAME RESULTS

#	OPPONENT	RESULT	RECORD	SCORERS	W GOAL	PP	PK	SF-SA	W-LGLTNRD	ATTEND.
1	10/4 vs. NJ	W, 3-1	1-0-0	Lecavalier, Lecavalier, Prospal	4	0-3	4-5	24-27	40-30	19,454
2	10/6 vs. ATL	W, 5-2	2-0-0	Prospal, Prospal(p), Richards (s), Lecavalier, Richards (p)	19	2-6	3-4	34-15	40-1	19,220
3	10/10 vs. FLA	W, 2-1	3-0-0	Gratton, Gratton(p)	77	1-5	5-5	23-31	40-31	18,540
4	10/13 @ FLA	L, 4-6	3-1-0	Roy, Prospal (p), Prospal, Hlavac	15	1-8	5-8	44-28	29-30	15,801
5	10/18 @ BOS	L, 1-4	3-2-0	Richards	16	0-2	0-0	36-24	30-40	16,363
6	10/20 vs. ATL	W, 6-2	4-2-0	Prospal, Gratton, Lecavalier, St. Louis(p), Darche, Prospal(p)	4	2-5	2-2	30-20	40-1	19,420
7	10/24 @ WSH	L, 3-5	4-3-0	Ward, Ranger(s), St. Louis	17	0-3	4-4	29-29	37-30	10,226
8	10/25 vs. PHI	W, 5-2	5-3-0	Ward, Richards(p), Prospal(p), Ouellet, Richards	20	2-4	5-5	26-23	40-30	18,616
9	10/27 vs. BUF	L, 3-4*	5-3-1	Prospal, Ouellet, Lecavalier(p)	26	1-4	2-3	34-26	30-40	19,804*
10	10/29 @ NYR	L, 1-3	5-4-1	Lecavalier	14	0-4	5-7	22-35	30-40	18,200
11	10/31 @ NJ	L, 1-6	5-5-1	Lecavalier(p)	20	1-3	3-4	22-30	30-40	13,218
12	11/1 @ NYI	L, 0-4	5-6-1	-----	13	0-3	4-4	28-32	39-30	11,008
13	11/3 vs. ATL	L, 4-6	5-7-1	O'Brien, O'Brien, Ouellet(p), Richards(p)	9	2-4	2-3	34-22	33-40	19,155
14	11/5 @ FLA	L, 3-4	5-8-1	St. Louis(p), Lukowich, Ouellet	10	1-3	3-5	27-30	29-40	10,149
15	11/7 vs. FLA	W, 3-1	6-8-1	Hlavac, St. Louis, Lecavalier	26	0-6	2-2	34-23	40-29	16,526
16	11/8 @ CAR	W, 5-1	7-8-1	Lecavalier, O'Brien, Kuba, O'Brien, Prospal(p)	55	1-4	3-3	31-41	40-30	14,017

#	OPPONENT	RESULT	RECORD	SCORERS	W GOAL	PP	PK	SF-SA	W-LGLTNRD	ATTEND.
17	11/10 @ WSH	W, 5-2	8-8-1	Kuba(p), Prospal, St. Louis, Craig(p), Ranger	26	2-4	2-2	34-25	40-37	14,617
18	11/14 vs. CAR	W, 6-1	9-8-1	Ranger, Lecavalier, St. Louis, Lecavalier, Prospal, Lecavalier(s)	4	0-4	5-6	28-29	40-47	17,444
19	11/16 vs. WSH	W, 5-2	10-8-1	Lecavalier(p), Hlavac, Richards(p), Ranger, St. Louis	19	2-4	4-4	24-30	40-1	19,526
20	11/19 @ ATL	L, 3-4*	10-8-2	Hlavac, Lecavalier, St. Louis	12	0-3	4-6	20-24	1-40	13,419
21	11/21 vs. NYR	L, 1-2	10-9-2	Ouellet	28	0-4	2-2	33-29	30-40	20,110*
22	11/23 @ CAR	L, 3-4	10-10-2	Ranger, Prospal, Lecavalier	2	0-2	4-4	28-22	30-40	18,033
23	11/24 vs. NJ	L, 2-3	10-11-2	Lecavalier, Ward(p)	23	1-4	3-4	36-21	30-40	19,077
24	11/28 @ CHI	L, 1-5	10-12-2	Tarnasky(p)	52	1-4	5-6	22-17	39-40	11,122
25	11/29 @ DET	L, 2-4	10-13-2	Richards, Darche	82	0-3	1-2	23-39	30-30	17,001
26	12/1 vs. BOS	W, 4-1	11-13-2	Lecavalier, Lecavalier(p), Darche, St. Louis	4	1-3	3-4	28-29	40-30	18,444
27	12/4 vs. OTT	W, 4-3**	12-13-2	Darche, Gratton, Kuba, Prospal(x)	20	0-5	4-5	28-29	40-1	17,540
28	12/6 vs. CAR	W, 2-4	13-13-2	Lecavalier(p), St. Louis(p)	26	2-5	5-5	32-24	40-30	16,674
29	12/8 vs. NYI	L, 2-3*	13-13-3	Richards(p), Richards(p)	18	2-7	7-8	34-33	39-40	18,319
30	12/10 @ TOR	L, 1-6	13-14-3	Ouellet	13	0-5	1-3	27-29	35-40	19,454
31	12/11 @ MTL	W, 3-2**	14-14-3	Lecavalier(p), Roy, Richards(x)	19	1-5	2-3	31-30	30-31	21,273
32	12/13 vs. CGY	L, 6-9	14-15-3	Lecavalier, Roy, St. Louis(s), Prospal, St. Louis(p), Richards(p)	12	2-5	2-4	31-32	34-30	19,026
33	12/15 vs. WSH	L, 2-3	14-16-3	Ranger, Lecavalier	2	0-4	4-5	25-32	1-40	18,367
34	12/18 @ ATL	L, 2-6	14-17-3	Ward(s), Prospal(p)	13	1-4	1-1	34-24	32-40	14,060
35	12/20 vs. TOR	W, 2-1	15-17-3	Ward, Lecavalier	4	0-3	3-3	21-32	31-35	19,131
36	12/22 vs. CAR	L, 1-4	15-18-3	St. Louis	13	0-2	3-3	30-37	30-31	18,765
37	12/26 @ WSH	L, 2-3	15-19-3	Lecavalier, Lecavalier	10	0-1	4-4	20-32	37-31	15,035
38	12/27 vs. MTL	L, 2-5	15-20-3	Prospal, Hlavac	27	0-1	4-5	30-29	39-40	20,294*
39	12/29 vs. PHI	L, 2-4	15-21-3	Lecavalier(p), Prospal	19	1-5	4-5	33-22	43-31	20,124*
40	1/1 @ TOR	L, 3-4**	15-21-4	Karlsson, St. Louis, Ranger	13	0-5	2-2	33-29	39-31	19,347
41	1/3 @ MTL	L, 3-6	15-22-4	Lecavalier, St. Louis(p), Prospal	46	1-5	4-6	33-30	30-31	21,273
42	1/5 @ OTT	L, 3-4*	15-22-5	St. Louis, Lecavalier, Hlavac	12	0-0	2-2	19-27	1-40	20,108
43	1/8 @ NYR	W, 5-3	16-22-5	Janik, Gratton, Gratton, Prospal, St. Louis	20	0-2	4-6	26-34	31-30	18,200
44	1/10 vs. PIT	L, 1-4	16-23-5	Ranger	11	0-4	1-2	36-29	35-31	20,426*
45	1/12 @ FLA	W, 5-3	17-23-5	Tarnasky, Hlavac, Tarnasky, Richards(p), Richards	19	1-3	1-1	25-30	40-29	16,578
46	1/15 vs. COL	L, 0-3	17-24-5	-----	6	0-2	1-3	32-25	60-31	17,222
47	1/18 @ PIT	W, 3-0	18-24-5	Wanvig, Gratton, Roy	46	0-4	4-4	34-27	40-35	17,132
48	1/19 @ OTT	W, 2-0	19-24-5	St. Louis(p), Lecavalier	26	1-2	4-4	26-25	40-1	20,091
49	1/22 vs. EDM	W, 4-3	20-24-5	Richards, MacDonald, St. Louis(s), Lecavalier(p)	4	1-4	2-3	22-28	40-35	16,799
50	1/24 vs. OTT	L, 4-8	20-25-5	Boyle, Tarnasky, MacDonald, Boyle	20	0-3	1-2	25-26	29-31	16,346
51	1/29 vs. BUF	L, 2-4	20-26-5	Richards(p), Prospal(p)	21	2-4	3-3	25-26	30-40	18,920
52	1/31 vs. VAN	W, 4-3	21-26-5	Prospal(p), Gratton, Lecavalier, Richards	19	1-2	3-4	27-26	31-1	17,019
53	2/2 vs. FLA	L, 2-3	21-27-5	Gratton, Prospal	20	0-4	4-5	46-32	29-31	19,977*
54	2/5 @ STL	W, 5-4	22-27-5	Ranger, St. Louis(p), Ward, Ranger, Tarnasky	74	1-1	1-2	24-25	40-34	17,150
55	2/7 @ NSH	W, 2-1*	23-27-5	Richards, Prospal	20	0-1	2-2	25-19	40-39	13,959
56	2/9 @ ATL	L, 1-2*	23-27-6	Lecavalier	77	0-1	2-2	28-22	32-40	18,879
57	2/12 @ MTL	W, 3-2	24-27-6	Ouellet, Prospal, Prospal	20	0-2	2-3	36-21	31-39	17,420
58	2/14 @ PHI	W, 5-3	25-27-6	Prospal, Boyle(p), Hlavac, St. Louis, Ward	26	1-5	1-1	28-30	40-43	19,336
59	2/16 vs. WSH	L, 2-3	25-28-6	Prospal, Hlavac	28	0-1	3-4	41-35	37-40	20,454*
60	2/20 @ BUF	L, 3-4*	25-28-7	Gratton, Richards, Prospal	26	0-2	5-6	25-46	30-40	18,690
61	2/21 @ NYI	L, 0-1	25-29-7	-----	81	0-3	4-4	32-28	39-31	12,382
62	2/23 vs. BOS	L, 3-5	25-30-7	Darche(s), Ouellet, Prospal(p)	27	1-7	4-6	28-28	29-40	20,519*

2006-2007 STATS

2006-2007 INDIVIDUAL SCORING (44-33-5, 93 pts., 2nd Southeast Division, Conf. Quarterfinals)

PLAYERS

POS #	PLAYER	GP	G	A	PTS	+/-	PIM	PP	SH	GW	OT	S	%
C 4	Vincent Lecavalier	82	52	56	108	2	44	16	5	7	1	339	15.3
R 26	Martin St. Louis	82	43	59	102	7	28	14	5	7	2	273	15.8
C 19	Brad Richards	82	25	45	70	-19	23	12	1	3	0	272	9.2
D 22	Dan Boyle	82	20	43	63	-5	62	10	1	4	1	203	9.9
C 20	Vaclav Prospal	82	14	41	55	-24	36	2	0	1	0	219	6.4
D 71	Filip Kuba	81	15	22	37	-9	36	5	1	2	1	106	14.2
C 9	Eric Perrin	82	13	23	36	-7	30	2	1	0	0	151	8.6
L 17	Ruslan Fedotenko	80	12	20	32	-3	52	2	0	1	0	154	7.8
D 54	Paul Ranger	72	4	24	28	5	42	0	0	2	0	90	4.4
C 34	Ryan Craig	72	14	13	27	-11	55	4	0	2	0	130	10.8
R 16	Jason Ward	70	8	11	19	-15	40	0	1	1	0	108	7.4
D 55	Shane O'Brien	80	2	14	16	-3	176	1	0	2	0	72	2.8
D 21	Cory Sarich	82	0	15	15	-6	70	0	0	0	0	64	0
D 3	Doug Janik	75	2	9	11	-11	53	0	0	0	0	49	4.1
C 74	Nick Tarnasky	77	5	4	9	-6	80	0	0	1	0	41	12.2
C 24	Andreas Karlsson	53	3	6	9	-4	12	0	0	1	0	25	12
D 44	Nolan Pratt	81	1	7	8	0	44	0	0	0	0	30	3.3
C 27	Tim Taylor	71	1	5	6	-5	16	0	0	1	0	59	1.7
L 61	Karl Stewart	47	2	3	5	-5	47	0	1	0	0	21	9.5
C 49	Blair Jones	20	1	2	3	0	2	0	0	0	0	6	16.7
R 36	Andre Roy	56	1	2	3	-4	128	0	0	0	0	15	6.7
D 7	Luke Richardson	27	0	3	3	3	16	0	0	0	0	3	0
R 56	Kyle Wanvig	4	0	0	0	0	0	0	0	0	0	0	0

TRADED PLAYERS

POS #	PLAYER	GP	G	A	PTS	+/-	PIM	PP	SH	GW	OT	S	%
L 29	Dmitri Afanassenkov	33	3	3	6	-6	8	0	0	0	0	31	9.7

GOALTENDERS

#	GOALTENDER	GP	TOI	GAA	W	L	OT	EN	SO	GA	SVS	SV%
40	Johan Holmqvist	48	2548	2.85	27	15	3	4	1	121	1013	0.893
30	Marc Denis	44	2353	3.19	17	18	2	5	1	125	943	0.883
31	Karri Ramo	2	70	3.43	0	0	0	0	0	4	19	0.826

2006-2007 GAME-BY-GAME RESULTS

#	OPPONENT	RESULT	RECORD	SCORERS	PP	PK	SF-SA	W-L GLTNR	ATTEND.
1	10/5 @ ATL	W, 3-2**	1-0-0	Craig(p), Lecavalier (x)	1-7	5-7	26-11	30-32	17,629
2	10/7 vs.BOS	L, 2-3	1-1-0	Fedotenko, Craig	0-6	3-3	31-25	54-30	21,234+
3	10/9 vs. ATL	L, 0-1	1-2-0	-----	0-6	3-3	34-19	32-30	19,817+
4	10/13 @ FLA	L, 2-3	1-3-0	Lecavalier, Craig	0-7	4-5	23-27	35-40	15,208
5	10/14 vs.FLA	W, 4-1	2-3-0	Lecavalier(p), St. Louis(p), Fedotenko, Afanassenkov	2-6	5-6	36-24	30-20	19,926+
6	10/16 vs. CAR	L, 1-5	2-4-0	Alexeev	0-3	4-7	35-23	30-30	19,815+
7	10/19 vs. PHI	W, 4-1	3-4-0	Craig, Fedotenko, Prospal, Alexeev	0-4	4-4	36-35	30-30	19,920+
8	10/21 @ WSH	W, 6-4	4-4-0	Lecavalier(s), St. Louis, Alexeev, Karlsson, Alexeev(p), Richards	1-7	1-3	35-33	30-37	13,327
9	10/26 vs.CAR	W, 5-1	5-4-0	Fedotenko, St. Louis(p), St. Louis, St. Louis, Lecavalier(p)	2-5	3-3	27-24	30-30	19,826+
10	10/28 @ CAR	L, 4-6	5-5-0	Prospal, Fedotenko, Lecavalier(p), St. Louis	1-6	4-6	33-29	30-40	18,639
11	10/29 vs. SJS	L, 2-4	5-6-0	Lecavalier(p), St. Louis(p)	2-7	1-3	20-29	20-30	19,904+
12	11/1 vs. TOR	L, 2-4	5-7-0	Richards, Lecavalier	0-4	5-6	25-29	1-30	19,977+
13	11/2 @ PHI	W, 5-2	6-7-0	St. Louis, St. Louis, Taylor, Lecavalier, Perrin(s)	0-6	4-4	29-32	40-30	18,633
14	11/4 @ BOS	L, 5-6*	6-7-1	Fedotenko(p), Richards(p), Alexeev, St. Louis, Afanassenkov	2-7	6-9	28-33	30-30	14,169
15	11/6 @ NYI	W, 5-1	7-7-1	Karlsson, St. Louis(p), Kuba(p), Kuba(p), Perrin	3-5	3-3	27-26	40-1	9,693
16	11/8 @ PIT	W, 4-3*	8-7-1	Afanassenkov, Richards(p), Perrin, Lecavalier	1-5	3-4	31-20	40-29	14,483
17	11/11 vs. ATL	W, 5-3	9-7-1	Craig(p), Boyle(p), Richards, Lecavalier, Alexeev(p)	3-11	4-5	36-30	40-32	20,034+
18	11/15 vs. MTL	L, 1-3	9-8-1	Prospal	0-5	5-8	30-28	39-30	19,920+
19	11/17 vs. NYI	W, 3-2**	10-8-1	Alexeev, Richards(p), Afanassenkov(x)	1-3	0-0	38-31	40-39	19,919+
20	11/19 @ NYR	L, 1-4	10-9-1	Perrin(p)	1-5	2-4	28-34	30-40	18,200
21	11/20 @ BUF	L, 2-7	10-10-1	St. Louis, St. Louis	0-7	3-5	26-29	30-30	18,690
22	11/22 @ FLA	W, 6-4	11-10-1	Perrin, Richards(p),Craig, Boyle, Craig, Richards	1-5	3-5	34-35	40-35	14,516
23	11/24 vs. ATL	W, 3-2*	12-10-1	Boyle(p), Boyle(p), St. Louis	2-5	2-2	33-25	40-32	19,922+

#	OPPONENT	RESULT	RECORD	SCORERS	PP	PK	SF-SA	W-L GLTNR	ATTEND.
24	11/26 vs. OTT	W, 3-1	13-10-1	Kuba, Richards, St. Louis(p)	1-4	2-2	18-23	40-1	19,819+
25	11/28 vs. WSH	L, 2-5	13-11-1	Tarnasky, Lecavalier	0-7	3-3	50-20	37-40	18,874
26	11/30 @ BOS	L, 3-4**	13-11-2	Perrin, St. Louis(s), Lecavalier	0-6	2-2	34-25	30-30	11,150
27	12/2 @ OTT	L, 2-5	13-12-2	Perrin, Lecavalier	0-5	4-5	36-25	1-40	18,618
28	12/5 vs. BUF	L, 1-4	13-13-2	Lecavalier	0-5	3-3	30-25	30-30	20,025+
29	12/7 vs. ATL	W, 8-0	14-13-2	Lecavalier, Lecavalier(p), Lecavalier, Alexeev, Richards(p), Boyle, St. Louis(s), Fedotenko	2-8	4-4	38-21	30-32	17,704
30	12/9 vs. ANA	L, 3-4	14-14-2	Perrin, Fedotenko, Richards	0-5	1-2	27-25	35-30	18,719
31	12/12 @TOR	L, 4-5	14-15-2	Alexeev, Lecavalier(p), Richards, St. Louis(p)	2-5	2-4	26-25	1-40	19,462
32	12/14 @ MTL	L, 2-4	14-16-2	Richards(p), St. Louis	1-6	2-2	43-20	39-30	21,273
33	12/16 vs. CAR	L, 2-3	14-17-2	Craig, St. Louis(p)	1-6	3-4	32-27	30-30	18,634
34	12/19 @ WSH	W, 5-4	15-17-2	Kuba(p), St. Louis, Lecavalier(p), St. Louis(p), Alexeev	3-5	3-5	35-24	30-37	10,417
35	12/21 @ OTT	W, 4-2	16-17-2	St. Louis, Fedotenko, Ranger, Lecavalier	0-7	2-3	30-18	30-1	18,603
36	12/23 vs. NYR	W, 4-3	17-17-2	Boyle(p), Boyle, Lecavalier(p), Boyle	2-6	3-4	26-28	40-30	20,122+
37	12/26 @ ATL	L, 1-2	17-18-2	St. Louis(s)	0-3	5-5	25-29	32-40	16,356
38	12/28 vs. PHI	L, 3-4	17-19-2	St. Louis(p), Kuba(p), Fedotenko	2-6	1-2	45-26	42-40	21,171+
39	12/30 vs. MTL	W, 3-1	18-19-2	Richards(p), Prospal, Kuba(p)	2-5	2-2	41-13	40-39	21,120+
40	1/2 @ MTL	L, 2-5	18-20-2	Janik, Kuba	0-3	2-3	23-27	39-40	21,273
41	1/4 @ MIN	W, 3-2	19-20-2	St. Louis(s), Boyle, Lecavalier(p)	1-3	4-4	24-31	30-35	18,568
42	1/5 @ COL	L, 2-4	19-21-2	Prospal, Lecavalier(p)	1-3	1-2	28-32	30-30	18,007
43	1/7 @ PIT	W, 3-2**	20-21-2	Craig(p), Tarnasky, St. Louis(x)	1-4	3-4	29-22	40-29	17,132
44	1/9 vs. PIT	W, 3-2	21-21-2	Lecavalier, St. Louis(p), Karlsson	1-4	4-4	24-31	40-29	19,226
45	1/11 vs.WSH	W, 5-4	22-21-2	Craig, Lecavalier, Prospal, Lecavalier, St. Louis	-2	1-2	25-22	40-37	18,804
46	1/13 @ BUF	W, 3-2	23-21-2	Lecavalier(p), Boyle, Richards	1-2	6-6	23-34	30-30	18,690
47	1/15 @ NYI	W, 4-3	24-21-2	Prospal(p), Richards(p), St. Louis, Lecavalier	2-5	2-4	24-36	40-39	15,426
48	1/16 vs. TOR	L, 2-4	24-22-2	Lecavalier(s), Boyle	0-4	3-4	23-28	1-30	19,830+
49	1/18 @ NJ	W, 3-2**	25-22-2	Richards, Richards(p), Ricahrds(x)	1-4	3-4	28-28	40-30	12,698
50	1/20 @ CAR	W, 6-5**	26-22-2	Prospal, Lecavalier, Ranger, St. Louis, Kuba, Prospal(x)	0-1	2-3	29-35	30-30	18,196
51	1/26 vs. NJ	L, 0-2	26-23-2	-----	0-2	4-4	28-25	30-40	21,404+
52	1/30 @ PHI	W, 4-3**	27-23-2	St. Louis(p), Fedotenko(p), Lecavalier, Lecavalier(x)	2-6	5-5	33-32	40-42	19,313
53	2/1 @ CAR	W, 4-0	28-23-2	Craig(p), Janik, Lecavalier, St. Louis(p)	2-2	5-5	20-31	40-47	16,635
54	2/3 vs. NYR	W, 3-2	29-23-2	Ranger, Richards(p), Lecavalier(p)	2-8	2-3	41-26	40-30	21,354+
55	2/6 vs. LAK	W, 3-2**	30-23-2	Lecavalier(p), Jones, Richards(x)	1-3	1-1	29-31	40-1	18,273
56	2/9 @ NYR	L, 0-5	30-24-2	-----	0-3	2-2	29-24	30-40	18,200
57	2/11 @ NJ	W, 4-1	31-24-2	Prospal, Tarnasky, Lecavalier, Boyle(p)	1-3	3-4	27-22	40-30	18,022
58	2/13 vs. PHX	W, 5-3	32-24-2	Lecavalier, St. Louis, Lecavalier, Richards(p), Perrin	1-3	2-2	27-26	40-32	18,019
59	2/15 vs. WSH	W, 3-2**	33-24-2	Lecavalier(p), Lecavalier(s), St. Louis(x)	1-3	3-4	29-38	30-1	18,744
60	2/17 @ FLA	L, 4-5*	33-24-3	St. Louis, Perrin, St. Louis, Boyle(p)	1-2	3-5	20-30	20-40	17,813
61	2/20 vs. FLA	W, 3-2**	34-24-3	Craig, St. Louis(s), St. Louis(x)	1-8	2-2	36-30	30-20	19,319
62	2/22 @ ATL	W, 5-4*	35-24-3	Richards, Perrin, Lecavalier(p), Roy, St. Louis	1-5	2-3	29-28	30-1	16,032
63	2/23 vs. BOS	L, 2-6	35-25-3	Boyle(p), Kuba	1-4	4-5	26-23	30-40	21,201+
64	2/25 vs. PIT	W, 5-1	36-25-3	St. Louis(p), Ranger, Kuba, Richards, Lecavalier(s)	1-2	3-4	24-18	40-41	21,119+
65	2/27 vs. DAL	L, 1-2*	36-25-4	Richards(s)	0-2	3-4	20-28	35-40	19,255
66	3/1 @ WSH	W, 5-4**	37-25-4	Prospal, Fedotenko, Lecavalier(s), St. Louis, Tarnasky(x)	0-6	5-6	29-27	40-1	10,462
67	3/3 @ FLA	L, 2-6	37-26-4	Pratt, Prospal	0-5	3-4	33-36	20-30	17,299
68	3/6 @ VAN	L, 1-5	37-27-4	Lecavalier(p)	1-5	4-5	17-28	1-40	18,630
69	3/7 @ EDM	W, 3-1	38-27-4	Prospal(p), Lecavalier, Lecavalier	1-2	2-2	25-30	30-30	16,839
70	3/10 @ CGY	W, 3-2*	39-27-4	Tarnasky, Lecavalier, Boyle(p)	1-3	4-4	30-27	30-34	19,289
71	3/13 @ TOR	L, 2-3	39-28-4	Richards(p), Boyle(s)	1-2	2-2	21-28	1-30	19,530
72	3/16 vs. BUF	L, 2-3	39-29-4	Lecavalier, Lecavalier	0-5	3-3	37-20	30-30	21,264+
73	3/18 @ WSH	L, 1-7	39-30-4	Kuba	0-3	1-2	31-29	37-40	14,274
74	3/20 vs. NYI	W, 4-3*	40-30-4	Perrin(p), Lecavalier, Ward, Kuba	1-6	2-2	40-24	40-39	19,916+
75	3/22 vs. NJ	W, 3-1	41-30-4	Ward, St. Louis, St. Louis	0-4	2-3	32-35	30-30	20,326+
76	3/24 vs. OTT	L, 2-7	41-31-4	Boyle(p), Boyle	1-2	2-3	23-28	1-30	20,342+
77	3/27 vs. FLA	L, 2-5	41-32-4	Richards, Kuba(s)	0-3	3-4	29-26	20-30	18,856
78	3/30 @ CAR	W, 4-2	42-32-4	St. Louis, Prospal, Kuba, Lecavalier	0-7	4-4	29-28	40-30	18,639
79	3/31 vs. WSH	W, 5-2	43-32-4	Lecavalier, Craig, Boyle(p), St. Louis(s), Ward	1-2	2-2	29-25	40-37	20,064+
80	4/3 vs. CAR	W, 3-2	44-32-4						

2005-2006 STATS

2005-2006 INDIVIDUAL SCORING (43-33-6, 92 pts., 2nd Southeast Division, Conf. Quarterfinals)

PLAYERS

POS	#	PLAYER	GP	G	A	PTS	+/-	PIM	PP	SH	GW	OT	S	%
C	19	Brad Richards	82	23	68	91	0	32	7	4	0	0	282	8.2
L	20	Vaclav Prospal	81	25	55	80	-3	50	10	0	3	1	236	10.6
C	4	Vincent Lecavalier	80	35	40	75	0	90	13	2	7	1	309	11.3
RW	26	Martin St. Louis	80	31	30	61	-3	38	9	3	7	1	221	14.0
L	33	Fredrik Modin	77	31	23	54	5	56	12	1	4	0	221	14.0
D	22	Dan Boyle	79	15	38	53	-8	38	6	0	4	1	153	9.8
R	17	Ruslan Fedotenko	80	26	15	41	-4	44	4	0	6	1	164	15.9
D	13	Pavel Kubina	76	5	33	38	-12	96	4	0	3	1	155	3.2
C	34	Ryan Craig	48	15	13	28	-4	6	6	0	0	0	81	18.5
D	5	Darryl Sydor	80	4	19	23	-18	30	1	0	0	0	64	6.3
L	25	Dave Andreychuk	42	6	12	18	-13	16	4	1	1	0	81	7.4
D	54	Paul Ranger	76	1	17	18	5	58	0	0	1	0	73	1.4
R	76	Evgeny Artyukhin	72	4	13	17	-4	90	1	0	0	0	79	5.1
R	18	Rob DiMaio	61	4	13	17	-7	30	2	0	1	0	72	5.6
L	29	Dmitry Afanasev	68	9	6	15	-7	16	1	0	0	0	78	11.5
D	21	Cory Sarich	82	1	14	15	-2	79	0	0	0	0	88	1.1
C	27	Tim Taylor	82	7	6	13	-12	22	0	0	0	0	109	6.4
D	44	Nolan Pratt	82	0	9	9	7	60	0	0	0	0	26	0.0
C	8	Martin Cibak	65	2	6	8	9	22	0	0	0	0	50	4.0
R	14	Norman Milley	14	2	1	3	-2	4	1	0	0	0	12	16.7
R	46	Darren Reid	7	0	1	1	-2	0	0	0	0	0	3	0.0
D	2	Timo Helbling	9	0	1	1	-3	6	0	0	0	0	2	0.0
L	11	Chris Dingman	34	0	1	1	-10	22	0	0	0	0	24	0.0
G	1	Sean Burke	35	0	1	1	0	10	0	0	0	0	0	0.0
G	47	John Grahame	57	0	1	1	0	14	0	0	0	0	0	0.0
C	74	Nick Tarnasky	12	0	1	1	-3	4	0	0	0	0	9	0.0
R	16	Jim Campbell	1	0	0	0	0	2	0	0	0	0	0	0.0
D	38	Doug O'Brien	5	0	0	0	0	2	0	0	0	0	2	0.0

GOALTENDERS

#	GOALTENDER	GP	TOI	GAA	W	L	OT	EN	SO	GA	SVS	SV%
50	Gerald Coleman	2	43	2.79	0	0	1	0	0	2	17	.882
1	Sean Burke	35	1713	2.80	14	10	4	2	2	80	764	.895
47	John Grahame	57	3152	3.06	29	22	1	8	5	161	1450	.889

TRADED GOALTENDERS

#	GOALTENDER	GP	TOI	GAA	W	L	OT	EN	SO	GA	SVS	SV%
40	Brian Eklund	1	58	3.10	0	1	0	0	0	3	19	.842

2005-2006 GAME-BY-GAME RESULTS

#	OPPONENT	RESULT	RECORD	SCORERS	PP	PK	SF-SA	W-L GLTNR	ATTEND.
1	10/5 vs. CAR	W, 5-2	1-0-0	Prospal, Richards (p), Boyle, Lecavalier, Taylor	1-6	3-3	30-26	47-29	22,120+
2	10/7 @ FLA	L, 0-2	1-1-0	-----	0-3	5-5	27-31	1-47	18,512
3	10/8 vs. FLA	W, 2-1	2-1-0	Modin, St. Louis (p)	1-10	9-10	34-29	47-1	20,933+
4	10/10 vs. BOS	L, 2-4	2-2-0	Modin, Boyle	0-6	6-7	28-24	1-47	20,032+
5	10/13 vs. BUF	L, 3-4 **	2-2-1	Richards, Lecavalier, Prospal	0-2	9-9	35-33	30-47	20,184+
6	10/15 @ PIT	W, 3-1	3-2-1	Prospal, Fedotenko (p), Lecavalier	1-7	2-2	30-21	1-29	17,132
7	10/16 @ WSH	L, 2-3 **	3-2-2	Lecavalier (p), Prospal	1-8	5-5	28-14	1-37	10,002
8	10/20 @ ATL	W, 6-0	4-2-2	St. Louis (p), Modin, Fedotenko, Modin (p), Prospal, Lecavalier	2-10	3-3	36-15	47-35	12,913
9	10/21 vs. OTT	L, 1-4	4-3-2	Afanasev	0-7	5-5	24-29	39-47	20,494+
10	10/26 @ NJ	W, 6-3	5-3-2	St. Louis, Modin, Prospal (p), Andreychuk, Andreychuk (p), Lecavalier	2-8	5-5	39-23	47-30	11,484
11	10/28 vs. WSH	W, 4-2	6-3-2	Boyle, St. Louis, Lecavalier (p), Prospal	1-8	5-5	28-14	1-37	20,722+
12	10/29 @ ATL	W, 3-2	7-3-2	Modin, Richards, Modin (p)	1-5	4-5	23-31	47-31	14,737
13	11/1 vs. ATL	L, 4-6	7-4-2	Richards, Richards (s), Lecavalier, Prospal	0-2	0-4	33-29	31-47	19,820+
14	11/3 @ OTT	L, 2-4	7-5-2	Richards (p), Lecavalier	2-7	2-2	33-31	39-47	18,604
15	11/5 @ TOR	L, 3-5	7-6-2	Artyukhin, Boyle (p), Lecavalier (p)	2-7	6-8	36-26	20-47	19,290
16	11/8 @ MTL	L, 2-3	7-7-2	Taylor, Prospal	0-8	5-7	34-19	60-40	21,273
17	11/10 vs. NYR	L, 2-5	7-8-2	St. Louis, Boyle (p)	1-7	6-7	25-20	30-47	21,124+
18	11/11 @ ATL	L, 2-5	7-9-2	Prospal, Fedotenko	0-4	5-8	36-27	33-47	14,017
19	11/14 vs. PHI	W, 5-2	8-9-2	Prospal, Boyle (p), Prospal (p), Cibak, Prospal	2-6	2-4	33-24	47-42	20,020+
20	11/15 @ WSH	L, 3-4 **	8-9-3	Modin, Fedotenko, Modin	0-4	4-5	35-40	1-1	11,515

#	OPPONENT	RESULT	RECORD	SCORERS	PP	PK	SF-SA	W-L GLTNR	ATTEND.
21	11/17 vs. NYI	W, 3-2	9-9-3	Fedotenko, Richards, St. Louis	0-5	5-5	31-36	47-39	20,119+
22	11/20 @ CAR	W, 5-2	10-9-3	Richards, Lecavalier (p), Fedotenko, St. Louis, Modin (p)	2-4	4-4	29-22	47-30	12,423
23	11/22 @ PHI	W, 4-2	11-9-3	Cibak, Richards, Boyle, Taylor	0-2	3-4	25-32	1-42	19,567
24	11/23 @ WSH	W, 4-3 **	12-9-3	Boyle, DiMaio, Boyle, Prospal (x)	0-7	3-4	42-20	47-37	12,038
25	11/25 vs. NJ	L, 2-8	12-10-3	Modin, St. Louis	0-2	2-3	26-26	30-1	21,812+
26	11/27 vs. PIT	W, 4-1	13-10-3	Richards, DiMaio (p), Modin (p), Modin (p)	3-9	2-2	36-21	47-41	20,218+
27	11/30 vs. TOR	W, 2-1	14-10-3	St. Louis, Kubina (p)	1-6	5-5	24-21	47-20	19,847+
28	12/2 vs. CHI	W, 3-2 **	15-10-3	St. Louis (p), Lecavalier, Richards (x)	1-6	4-4	27-36	47-31	20,526+
29	12/8 vs. STL	W, 5-4	16-10-3	Modin (p), Fedotenko, Taylor, St. Louis, Fedotenko	1-4	4-5	33-22	47-40	19,812+
30	12/10 vs. NSH	W, 4-3	17-10-3	Andreychuk (p), St. Louis, Sydor, Lecavalier (p)	2-9	5-6	29-16	47-30	19,905+
31	12/14 @ ANA	L, 2-4	17-11-3	Richards (p), Prospal	1-7	5-7	24-33	35-47	12,286
32	12/15 @ PHX	W, 3-1	18-11-3	Modin, Lecavalier (s), Fedotenko (p)	1-7	4-4	28-27	1-31	14,067
33	12/17 vs. DET	L, 3-6	18-12-3	DiMaio (p), Andreychuk (p), Craig	2-8	4-5	31-29	30-47	21,204+
34	12/20 @ CAR	L, 4-6	18-13-3	Modin (p), Prospal, Craig (p), St. Louis	2-6	6-9	24-30	29-1	12,188
35	12/22 @ NYR	L, 2-4	18-14-3	Fedotenko, Richards (p)	1-7	2-5	32-36	30-47	18,200
36	12/23 vs. BUF	L, 1-4	18-15-3	Prospal	0-7	4-5	31-31	30-47	21,120+
37	12/26 vs. CAR	W, 5-4 *	19-15-3	Modin, Andreychuk (s), Andreychuk (p), Taylor, Boyle	1-6	2-4	41-30	47-29	20,662+
38	12/28 vs. MTL	L, 3-4	19-16-3	Lecavalier, Craig, Kubina	0-5	4-6	44-24	60-47	21,934+
39	12/30 vs. BOS	L, 1-2	19-17-3	DiMaio	0-5	4-4	32-24	33-1	21,524+
40	1/2 @ NYI	W, 2-1	20-17-3	Lecavalier, St. Louis (s) 0-8	0-8	7-8	43-36	1-30	10,912
41	1/3 @ NYR	W, 1-0 *	21-17-3	Prospal	0-3	6-6	20-36	47-30	18,200
42	1/5 @ BUF	L, 1-3	21-18-3	St. Louis	0-4	5-7	22-31	31-1	18,032
43	1/7 @ BOS	L, 3-6	21-19-3	Modin, Artyukhin, Lecavalier	0-5	1-1	32-34	1-47	17,565
44	1/13 vs. CBJ	W, 4-2	22-19-3	Taylor, Fedotenko, St. Louis, Lecavalier	0-6	2-3	39-24	1-30	20,425+
45	1/16 @ SJS	L, 1-3	22-20-3	Richards	0-2	3-3	22-25	35-1	17,107
46	1/17 @ LAK	W, 4-1	23-20-3	St. Louis (p), Lecavalier (p), Fedotenko, Milley	2-6	5-5	25-23	47-35	17,017
47	1/20 @ DAL	W, 6-3	24-20-3	Richards (s), Sydor, Fedotenko, Kubina (p), Craig, Afanasev	1-5	2-2	22-28	1-35	18,532
48	1/21 @ ATL	W, 2-0	25-20-3	Modin (p), Lecavalier (p)	2-5	4-4	24-20	47-32	18,704
49	1/24 vs. FLA	L, 2-3 *	25-20-4	Richards, Craig	0-6	3-3	50-26	1-1	19,900+
50	1/26 vs. NJ	W, 1-0 *	26-20-4	Fedotenko	0-2	5-5	33-20	47-30	20,224+
51	1/28 @ PHI	W, 6-0	27-20-4	Boyle, Modin (p), Modin (p), Modin, Prospal (p), Craig	3-9	4-4	30-38	1-30	19,789
52	1/29 @ WSH	L, 1-2	27-21-4	Lecavalier	0-7	2-2	35-24	37-47	15,041
53	1/31 vs. TOR	W, 3-2 **	28-21-4	Richards, Craig (p), Lecavalier (x)	1-5	3-4	37-27	1-20	20,634+
54	2/4 vs. WSH	W, 5-0	29-21-4	Fedotenko, Craig, Richards (s), Richards (p), Milley (p)	2-7	5-5	37-29	47-1	21,219+
55	2/6 @ NYI	W, 3-2 *	30-21-4	Modin, St. Louis, Lecavalier	0-5	3-3	24-30	1-39	10,471
56	2/7 @ NJ	L, 4-7	30-22-4	Artyukhin (p), Sydor, Lecavalier (p), Lecavalier (s)	2-5	6-9	35-30	30-1	10,191
57	2/9 vs. CAR	W, 5-3	31-22-4	Artyukhin, Modin (s), Prospal (p), Modin, Fedotenko	1-3	4-5	24-36	47-29	20,824+
58	2/11 @ BOS	W, 6-5	32-22-4	Fedotenko, Prospal (p), Afanasev, Afanasev, Taylor, Sydor, Craig, Prospal (p)	2-9	3-3	36-26	47-30	16,507
59	2/28 vs. FLA	L, 2-8	32-23-4	Lecavalier (p), Craig (p)	2-8	5-8	34-22	1-47	19,805+
60	3/4 vs. MTL	L, 2-6	32-24-4	Fedotenko, Lecavalier (p)	1-8	3-4	29-22	39-47	20,212+
61	3/6 vs. OTT	L, 0-4	32-25-4	-----	0-3	2-2	31-34	1-1	19,855+
62	3/7 @ PIT	W, 5-4 **	33-25-4	Boyle, Afanasev, Modin, Boyle (p), Richards (x)	1-6	5-7	34-27	47-29	15,048
63	3/9 @ BUF	L, 5-8	33-26-4	Richards (p), Fedotenko (p), Lecavalier, Prospal (p), St. Louis	3-7	3-4	40-23	30-1	17,934
64	3/11 @ TOR	L, 1-5	33-27-4	Fedotenko	0-7	5-7	30-30	32-1	19,431
65	3/13 @ MTL	W, 2-1	34-27-4	Lecavalier, St. Louis (s)	0-3	6-7	24-32	1-39	21,273
66	3/14 @ OTT	L, 3-4	34-28-4	Lecavalier, Lecavalier (p), Afanasev	1-8	2-4	26-31	1-47	19,810
67	3/17 vs. PHI	W, 6-3	35-28-4	Craig (p), Prospal (p), Craig, Modin (p), Lecavalier, Richards (s)	3-8	6-7	25-31	47-42	20,834+
68	3/19 vs. NYI	W, 5-2	36-28-4	Kubina (p), Lecavalier, Fedotenko, St. Louis, Modin (p)	2-7	1-1	37-32	47-39	19,870+
69	3/20 @ FLA	L, 5-6 *	36-28-5	Fedotenko, St. Louis (p), St. Louis, Craig, Richards	1-5	2-3	34-38	1-50	13,071
70	3/23 vs. WSH	W, 4-3 *	37-28-5	Boyle (p), Fedotenko, Craig (p), Kubina (p)	3-5	6-7	37-30	47-37	19,917+
71	3/25 vs. NYR	W, 4-3 **	38-28-5	St. Louis, Modin, Sarich, Richards (x)	0-5	1-3	34-23	47-30	21,319+
72	3/27 @ CAR	L, 1-2	38-29-5	St. Louis (p)	1-6	4-5	24-29	29-47	15,149
73	3/30 vs. ATL	W, 4-3	39-29-5	Afanasev, Afanasev (p), Taylor, Ranger	1-5	1-1	33-22	47-32	20,154+
74	4/1 @ FLA								

2003-2004 STATS

2003-2004 INDIVIDUAL SCORING (46-22-8-6, 106 pts., 1st Southeast Division, Won Stanley Cup)

PLAYERS

POS #	PLAYER	GP	G	A	PTS	+/-	PIM	PP	SH	GW	GT	OT	S	%
RW	26 Martin St. Louis	82	38	56	94	35	24	8	8	7	0	1	212	17.9
LW	61 Cory Stillman	81	25	55	80	18	36	11	1	6	0	0	178	14
C	19 Brad Richards	82	26	53	79	14	12	5	1	6	0	0	244	10.7
C	4 Vincent Lecavalier	81	32	34	66	23	52	5	2	6	0	0	242	13.2
LW	33 Fredrik Modin	82	29	28	57	31	32	5	1	2	1	0	206	14.1
LW	25 Dave Andreychuk	82	21	18	39	-9	42	10	0	5	1	1	165	12.7
LW	17 Ruslan Fedotenko	77	17	22	39	14	30	0	0	3	0	0	116	14.7
D	22 Dan Boyle	78	9	30	39	23	60	3	0	2	0	0	137	6.6
D	13 Pavel Kubina	81	17	18	35	9	85	8	1	4	0	1	153	11.1
C	27 Tim Taylor	82	7	15	22	-5	25	0	0	1	0	0	95	7.4
D	55 Darryl Sydor (TOT)	80	3	19	22	-16	32	1	0	0	0	0	122	2.5
	(TB)	31	1	6	7	3	6	0	0	0	0	0	42	2.4
	(CBJ)	49	2	13	15	-19	26	1	0	0	0	0	80	2.5
D	37 Brad Lukowich	79	5	14	19	29	24	0	0	1	0	0	86	5.8
D	21 Cory Sarich	82	3	16	19	5	89	0	1	1	0	0	93	3.2
LW	29 Dmitry Afanasev	71	6	10	16	-4	12	0	0	1	0	0	98	6.1
RW	7 Ben Clymer	66	2	8	10	5	50	0	0	0	0	0	96	2.1
C	8 Martin Cibak	63	2	7	9	-1	30	0	0	0	0	0	44	4.5
D	5 Jassen Cullimore	79	2	5	7	8	58	0	0	1	0	1	78	2.6
LW	11 Chris Dingman	74	1	5	6	-9	140	0	0	0	0	0	65	1.5
RW	24 Shane Willis	12	0	6	6	1	2	0	0	0	0	0	27	0
D	44 Nolan Pratt	58	1	3	4	11	42	0	0	0	0	0	35	2.9
RW	36 Andre Roy	33	1	1	2	-5	78	0	0	0	1	0	24	4.2
D	38 Darren Rumble	5	0	0	0	-2	2	0	0	0	0	0	5	0
C	9 Eric Perrin	4	0	0	0	-1	0	0	0	0	0	0	3	0

TRADED PLAYERS

POS #	PLAYER	GP	G	A	PTS	+/-	PIM	PP	SH	GW	GT	OT	S	%
C	16 Alexander Svitov	11	0	3	3	0	4	0	0	0	0	0	16	0

GOALTENDERS

#	GOALTENDER	GP	TOI	GAA	W	L	OT	EN	SO	GA	SVS	SV%
35	Nikolai Khabibulin	55	3273:46	2.33	28	19	7	4	3	127	1287	.910
47	John Grahame	29	1688:13	2.06	18	9	1	3	1	58	606	.913

2003-2004 GAME-BY-GAME RESULTS

#	OPPONENT	RESULT	RECORD	SCORERS	PP	PK	SF-SA	W-L GLTNR	ATTEND.
1	10/10 vs. BOS	W, 5-1	1-0-0-0	Stillman (p), Afanasev, Stillman (p), Richards (p), Taylor	3-7	3-3	25-30	35-29	20,454*
2	10/16 vs. PHX	W, 5-1	2-0-0-0	Lukowich, St. Louis(p), Cullimore, Kubina, Modin	1-8	3-4	31-21	35-33	12,784
3	10/18 @ NJ	W, 3-2	3-0-0-0	Cibak, Lecavalier (p), St. Louis	1-4	2-3	23-31	35-30	15,590
4	10/21 vs. ATL	W, 3-2*	4-0-0-0	Stillman (p), Stillman (p), Kubina (s, gw)	2-6	7-7	23-37	35-31	14,822
5	10/23 @ CBJ	W, 1-0	5-0-0-0	Lecavalier	0-2	4-4	28-20	47-30	16,542
6	10/25 vs. MIN	W, 3-2	6-0-0-0	Richards, Lecavalier (p), Stillman (s, gw)	1-6	5-7	29-21	35-35	16,223
7	10/30 vs. SJ	T, 2-2*	6-0-1-0	Kubina (p), Andreychuk (p)	2-8	7-7	35-27	20-35	17,609
8	11/1 vs. CAR	W, 4-3	7-0-1-0	St. Louis, Lecavalier, Lecavalier, Stillman	0-3	4-4	28-36	35-80	16,616
9	11/4 vs. WSH	L, 1-5	7-1-1-0	St. Louis	0-6	3-5	42-23	37-35	14,312
10	11/6 vs. LA	L, 0-1*	7-1-1-1	-----	0-2	0-0	30-20	32-47	14,287
11	11/8 vs. PIT	W, 9-0	8-1-1-1	Lukowich, Modin, Lecavalier(s), Stillman, Lecavalier, Kubina (p), Lecavalier, Fedotenko, Fedotenko	1-8	4-4	42-15	35-31	18,262
12	11/9 @ CAR	T, 1-1*	8-1-2-1	Stillman (p)	1-1	2-2	26-39	1-47	9,821
13	11/11 @ FLA	L, 0-4	8-2-2-1	-----	0-5	2-3	26-29	1-35	13,214
14	11/14 @ WSH	W, 5-2	9-2-2-1	Lecavalier, Modin, Modin, Stillman (p), St. Louis (s)	1-4	5-5	21-22	47-37	14,536
15	11/20 vs. NYI	W, 3-2	10-2-2-1	Modin, Richards, Stillman	0-5	4-4	32-28	35-39	14,898
16	11/22 vs. BUF	W, 2-1	11-2-2-1	Kubina, Kubina (p, gw)	1-3	2-2	23-26	47-35	20,112*
17	11/23 @ CAR	T, 0-0*	11-2-3-1	-----	0-4	6-6	21-37	80-35	10,391
18	11/25 vs. NYR	L, 0-2	11-3-3-1	-----	0-6	2-3	36-26	30-35	16,034
19	11/28 vs. STL	T, 2-2*	11-3-4-1	Modin, Boyle (p)	1-6	2-3	27-24	1-35	18,787
20	11/29 @ ATL	L, 1-2	11-4-4-1	Boyle	0-6	3-4	28-20	31-47	16,487
21	12/2 @ MTL	L, 2-3	11-5-4-1	Taylor, Lecavalier	0-3	2-3	26-25	60-35	19,858
22	12/4 vs. OTT	L, 1-4	11-6-4-1	Andreychuk (p)	1-7	4-5	30-26	31-47	15,221
23	12/6 @ BUF	W, 3-1	12-6-4-1	Afanasev, Andreychuk, Modin	0-4	5-5	29-38	35-43	15,883
24	12/7 @ NYR	W, 3-2	13-6-4-1	Andreychuk, St. Louis (p), Sarich	1-3	2-2	24-31	47-30	18,200
25	12/9 @ NYI	L, 2-5	13-7-4-1	Kubina (p), Fedotenko	1-3	5-5	31-35	30-35	10,860

#	OPPONENT	RESULT	RECORD	SCORERS	PP	PK	SF-SA	W-L GLTNR	ATTEND.
26	12/11 @ OTT	L, 2-3	13-8-4-1	Andreychuk, Fedotenko	0-3	2-2	24-40	40-35	17,256
27	12/13 vs. MTL	L, 2-5	13-9-4-1	Afanasev, Andreychuk	0-5	2-3	37-22	60-47	17,228
28	12/16 @ TOR	L, 0-3	13-10-4-1	-----	0-6	4-5	21-21	20-35	19,331
29	12/18 @ PHI	W, 5-4*	14-10-4-1	Lecavalier, Richards(p), Stillman(p), St. Louis, St. Louis	2-6	2-3	28-41	35-33	19,332
30	12/20 vs. DAL	L, 1-2	14-11-4-1	St. Louis (s)	0-7	2-3	27-22	35-35	16,233
31	12/23 @ BOS	T, 1-1*	14-11-5-1	Roy	0-1	1-1	32-22	1-35	13,266
32	12/26 @ ATL	L, 1-3	14-12-5-1	Lukowich	0-4	4-4	35-24	31-35	18,545
33	12/27 vs. BOS	W, 4-2	15-12-5-1	Lecavalier(s), St. Louis(s), St. Louis(s), Richards	0-4	6-6	22-19	47-1	19,942*
34	12/29 vs. ANA	L, 0-2	15-13-5-1	-----	0-7	3-3	31-25	35-35	17,662
35	12/31 vs. FLA	T, 2-2*	15-13-6-1	Richards(p), Stillman(p)	2-2	0-1	42-32	1-35	15,234
36	1/2 vs. CBJ	L, 0-2	15-14-6-1	-----	0-1	1-1	37-15	30-47	13,609
37	1/3 vs. PHI	W, 6-1	16-14-6-1	Modin, Modin(p), Modin, Lecavalier, Clymer, Fedotenko	1-3	1-1	27-19	35-42	19,242
38	1/6 @ OTT	L, 2-5	16-15-6-1	St. Louis, Pratt	0-3	2-5	29-27	31-35	16,890
39	1/8 @ MTL	W, 4-1	17-15-6-1	Modin(s), St. Louis, Fedotenko, St. Louis	0-4	0-1	27-15	47-60	20,706
40	1/9 @ NJ	W, 4-1	18-15-6-1	St. Louis(s), Stillman, Andreychuk, Modin	0-2	4-4	37-19	47-30	19,040
41	1/11 @ NYR	W, 2-1*	19-15-6-1	Boyle, Cullimore	0-7	5-5	39-23	47-30	18,200
42	1/13 @ PIT	W, 3-1	20-15-6-1	Stillman(p), Richards, Andreychuk	1-4	1-2	31-13	47-30	10,039
43	1/15 vs. CAR	W, 5-4	21-15-6-1	Richards, St. Louis, St. Louis, St. Louis(p), Andreychuk(p)	2-5	3-5	26-24	35-1	19,909*
44	1/17 @ FLA	L, 1-2	21-16-6-1	St. Louis	0-3	0-0	51-15	1-47	19,250
45	1/19 vs. COL	L, 4-5*	21-16-6-2	Modin, Afanasev, Taylor, Fedotenko	0-3	1-1	35-24	1-35	19,212
46	1/21 @ VAN	L, 4-5*	21-16-6-3	Modin, Boyle(p), Fedotenko, Andreychuk	1-7	4-4	35-28	39-35	18,630
47	1/22 @ EDM	W, 3-2	22-16-6-3	Kubina, Lecavalier, Richards	0-2	3-3	22-28	47-35	16,839
48	1/24 @ CGY	W, 6-2	23-16-6-3	St. Louis(p), St. Louis, Richards, Taylor, St. Louis, Fedotenko	1-3	2-3	29-20	47-1	17,109
49	1/27 @ PIT	W, 6-2	24-16-6-3	Kubina(p), Kubina(p), Stillman(p), Modin, St. Louis(s), Stillman	3-6	1-2	39-22	47-29	9,391
50	1/29 vs. PIT	W, 5-1	25-16-6-3	Richards, Kubina(p), Lecavalier, St. Louis, Lukowich	1-3	4-4	32-14	35-30	15,847
51	1/31 vs. ATL	W, 5-2	26-16-6-3	Modin(p), Modin, Andreychuk, Richards, Fedotenko	1-3	3-3	38-23	47-31	20,762*
52	2/2 @ PHI	W, 2-1	27-16-6-3	Kubina(p), Fedotenko	1-2	3-3	18-19	35-35	19,048
53	2/3 @ WSH	L, 1-2	27-17-6-3	Lecavalier	0-3	1-1	39-14	33-35	13,085
54	2/5 @ NSH	W, 5-2	28-17-6-3	Richards(p), Boyle(p), Kubina, Clymer, Taylor	2-4	6-6	29-26	35-29	9,879
55	2/10 vs. TOR	T, 4-4*	28-17-7-3	St. Louis(p), Lecavalier(p), Lecavalier(p), Richards	3-4	3-5	29-29	35-37	17,222
56	2/12 vs. MTL	W, 5-3	29-17-7-3	St. Louis(p), St. Louis, Richards, Lecavalier, Richards	1-6	3-4	41-25	47-60	15,644
57	2/14 vs. FLA	W, 3-2	30-17-7-3	Lecavalier, Sarich, St. Louis(s)	0-2	4-4	36-31	47-1	18,888
58	2/17 vs. PHI	W, 5-2	31-17-7-3	Modin, St. Louis, Richards, Boyle, Stillman	0-4	2-3	36-20	35-41	17,545
59	2/19 @ STL	L, 3-4*	31-17-7-4	Fedotenko, Stillman, Kubina	0-4	4-4	23-29	30-35	17,973
60	2/20 @ BUF	L, 3-4*	31-17-7-5	Andreychuk(p), Andreychuk(p), Stillman	2-4	4-4	33-26	43-47	18,124
61	2/23 @ WSH	W, 6-3	32-17-7-5	Sydor, Lecavalier(p), Modin(p), Andreychuk(p), Fedotenko, St. Louis	3-5	0-1	35-21	35-37	16,051
62	2/25 @ ATL	W, 4-2	33-17-7-5	Lecavalier, Richards, Lecavalier, Stillman	0-5	1-2	34-25	35-31	14,667
63	2/26 vs. TOR	W, 4-3	34-17-7-5	Kubina, Richards(s), Richards(p), Lecavalier	1-5	4-6	26-22	35-32	19,909*
64	2/28 vs. WSH	W, 4-2	35-17-7-5	Modin, Modin, Stillman, St. Louis(p)	1-4	3-3	23-23	35-35	20,124*
65	3/1 @ COL	W, 3-0	36-17-7-5	Richards, Lecavalier, St. Louis	0-3	1-1	29-16	35-1	18,007
66	3/3 @ CHI	W, 5-3	37-17-7-5	Lecavalier, Modin, Sarich(p), Fedotenko, Richards	0-2	3-4	29-30	35-30	10,702
67	3/5 vs. NJ	W, 3-2*	38-17-7-5	Afanasev, Lecavalier, Andreychuk	0-1	2-2	22-32	35-30	20,239*
68	3/6 @ FLA	W, 5-3	39-17-7-5	Afanasev, Andreychuk(p), Stillman, Boyle, Dingman	1-5	3-5	30-32	35-1	17,509
69	3/8 @ DET	T, 1-1*	39-17-8-5	Modin	0-5	2-2	38-29	34-35	20,066
70	3/10 @ CAR	W, 4-2	40-17-8-5	Andreychuk(p), Fedotenko, Boyle, Taylor	1-2	4-4	16-33	47-1	13,531
71	3/12 vs. NYR	W, 5-2	41-17-8-5	Stillman(p), St. Louis, Lecavalier, St. Louis(p), Lecavalier	2-4	2-3	37-28	35-30	20,026*
72	3/13 vs. CAR	L, 1-5	41-18-8-5	Fedotenko	0-3	6-7	21-26	80-47	20,237*
73	3/16 vs. NYI	L, 1-3	41-19-8-5	Modin	0-3	1-1	20-23	39-35	19,914*
74	3/18 vs. BUF	W, 3-1	42-19-8-5	Stillman, Taylor, St. Louis	0-5	4-4	26-26	35-35	19,946*
75	3/20 @ BOS	L, 4-5	42-20-8-5	Kubina, Andreychuk, Modin, Modin(p)	1-2	2-3	40-30	1-35	17,565
76	3/21 @ NYI	L, 0-3	42-21-8-5	-----	0-6	3-3	29-25	39-47	

2002-2003 STATS

2002-2003 INDIVIDUAL SCORING (36-25-16-5, 93 pts., 1st Southeast Division, Conf. Semi-Finals)

PLAYERS

PLAYER	GP	G	A	PTS	+/-	PIM	PP	SH	GW	GT	S	%
Vaclav Prospal	80	22	57	79	9	53	90	0	4	0	134	16.42
Vincent Lecavalier	80	33	45	78	0	39	11	2	3	1	275	12
Brad Richards	80	17	57	74	3	24	4	0	2	0	277	6.14
Martin St. Louis	82	33	37	70	10	32	12	3	5	3	201	16.42
Dan Boyle	77	13	40	53	9	44	8	0	1	1	136	9.56
Fredrik Modin	76	17	23	40	7	43	2	1	4	1	179	9.5
Dave Andreychuk	72	20	14	34	-12	34	15	0	3	2	170	11.76
Ruslan Fedotenko	76	19	13	32	-7	44	6	0	6	0	113	16.81
Pavel Kubina	75	3	19	22	-7	78	0	0	0	0	139	2.16
Ben Clymer	65	6	12	18	-2	57	1	0	1	0	103	5.83
Andre Roy	62	10	7	17	0	119	0	0	2	0	85	11.76
Brad Lukowich	70	1	14	15	4	46	0	0	0	0	52	1.92
Cory Sarich	82	5	9	14	-3	63	0	0	2	0	79	6.33
Tim Taylor	82	4	8	12	-13	38	0	0	1	0	95	4.21
Alexander Svitov	63	4	4	8	-4	58	1	0	0	0	69	5.8
Janne Laukkanen (TOT) (TB)	19	2	6	8	-2	8	0	0	0	0	12	16.67
(PIT)	2	1	0	1	1	0	0	0	0	0	2	50.00
Nolan Pratt	17	1	6	7	-3	8	0	0	0	0	10	10.00
Marc Bergevin (TOT) (TB)	67	1	7	8	-6	35	0	0	0	0	38	2.63
(PIT)	70	2	5	7	-11	36	0	0	0	0	27	7.41
(TB)	1	0	0	0	-2	0	0	0	0	0	0	0
(PIT)	69	2	5	7	-9	36	0	0	0	0	27	7.40
Sheldon Keefe	37	2	5	7	-1	24	0	0	0	0	51	3.92
Nikita Alexeev	37	4	2	6	-6	8	1	0	1	1	52	7.69
Stan Neckar	70	1	4	5	-6	43	0	0	1	0	38	2.63
Jassen Cullimore	28	1	3	4	3	31	0	0	0	0	23	4.35
Chris Dingman	51	2	1	3	-11	91	0	0	0	0	41	4.88
Jimmie Olvestad	37	0	3	3	-2	16	0	0	0	0	30	0
Nikolai Khabibulin	65	0	3	3	0	8	0	0	0	0	0	0
John Grahame (TOT) (TB)	40	0	2	2	0	11	0	0	0	0	0	0
(TB)	17	0	2	2	0	11	0	0	0	0	0	0
(BOS)	23	0	0	0	0	0	0	0	0	0	0	0
Evgeny Konstantinov	1	0	0	0	0	2	0	0	0	0	0	0
Kevin Hodson	7	0	0	0	0	2	0	0	0	0	0	0
Darren Rumble	19	0	0	0	-2	6	0	0	0	0	10	0

TRADED PLAYERS

PLAYER	GP	G	A	PTS	+/-	PIM	PP	SH	GW	GT	S	%
Brian Holzinger (TB)	5	0	1	1	1	2	0	0	0	0	3	0

GOALTENDERS

GOALTENDER	GP	MIN	AVG	W	L	T	EN	SO	GA	SVS	SV%
Nikolai Khabibulin	65	3787	2.47	30	22	11	5	4	156	1604	.911
John Grahame	17	914	2.23	6	5	4	1	2	34	390	.920
Evgeny Konstantinov	1	20	3.00	0	0	0	0	0	1	5	.833

TRADED GOALTENDERS

GOALTENDER	GP	MIN	AVG	W	L	T	EN	SO	GA	SVS	SV%
Kevin Hodson (TB)	7	283	2.54	0	3	1	1	0	12	101	.881

2002-2003 GAME-BY-GAME RESULTS

#	OPPONENT	RESULT	RECORD	SCORERS	PP	PK	SF-SA	W-L	ATTEND.
								GLTNR	
1	10/10 @ FLA	W, 4 - 3*	1-0-0-0	Richards (p), Lukowich, Lecavalier, Prospal (gw)	1-6	5-7	32-25	35-1	18,013
2	10/12 vs. CAR	W, 5 - 1	2-0-0-0	St. Louis (p), Fedotenko (gw), Andreychuk (p), Cullimore, Fedotenko (p)	3-11	9-10	24-22	35-1	19,814+
3	10/18 vs. ATL	W, 8 - 5	3-0-0-0	Boyle, Lecavalier, Lecavalier, Prospal (p), Taylor, Fedotenko (gw), St. Louis (s), Taylor	1-7	4-6	31-26	35-33	14,974
4	10/19 @ PIT	T, 3 - 3*	3-0-1-0	Clymer, St. Louis, Boyle (p-gt)	1-9	5-6	41-29	35-1	16,106
5	10/21 @ NYR	W, 4 - 2	4-0-1-0	Clymer (p), St. Louis (p), Prospal (p-gw), St. Louis	3-8	2-3	29-20	35-31	17,258
6	10/23 @ CBJ	T, 2 - 2*	4-0-2-0	St. Louis, Andreychuk (p-gt)	1-6	7-8	27-26	35-30	17,306
7	10/25 vs. WSH	W, 3 - 2	5-0-2-0	Dingman, Andreychuk (p), Modin (gw)	1-9	5-5	37-27	35-37	17,442
8	10/26 @ NJ	L, 1 - 5	5-1-2-0	Dingman	0-4	1-2	21-30	30-30	13,080
9	10/28 @ FLA	W, 6 - 1	6-1-2-0	Andreychuk, Prospal (gw), Fedotenko (p), Clymer, Lecavalier, Modin	1-7	4-5	38-23	35-1	13,244

#	OPPONENT	RESULT	RECORD	SCORERS	PP	PK	SF-SA	W-L	ATTEND.
								GLTNR	
10	10/30 vs. NYR	W, 3 - 0	7-1-2-0	Taylor (gw), Modin, Lecavalier	0-6	6-6	22-24	35-35	17,512
11	11/1 @ WSH	L, 2 - 3	7-2-2-0	St. Louis, Lecavalier	0-5	7-8	18-28	35-35	15,791
12	11/2 @ PIT	L, 3 - 5	7-3-2-0	Prospal, St. Louis, St. Louis	0-4	2-5	29-25	1-35	17,108
13	11/5 @ TOR	L, 3 - 4	7-4-2-0	Keefe, Roy, Richards	0-3	2-2	37-32	20-35	18,981
14	11/8 vs. PIT	W, 4 - 1	8-4-2-0	Lecavalier (p), Lecavalier (gw), Modin, Lecavalier	1-7	5-5	22-16	35-1	18,741
15	11/9 vs. CHI	L, 2 - 3*	8-4-2-1	St. Louis (p), Prospal (p)	2-13	3-3	39-18	41-35	18,802
16	11/11 vs. PHX	W, 4 - 2	9-4-2-1	Modin (p), Roy, Neckar (gw), Andreychuk (p)	2-7	4-5	26-36	35-33	14,439
17	11/15 vs. SJ	W, 4 - 2	10-4-2-1	Andreychuk (p), Svitov, Fedotenko (gw), St. Louis	1-7	6-7	27-29	35-20	15,744
18	11/17 @ CAR	W, 2 - 1*	11-4-2-1	Kubina, Sarich (gw)	0-6	5-6	31-36	35-80	13,970
19	11/19 vs. PHI	L, 2 - 3	11-5-2-1	Lecavalier (p), Keefe	1-7	2-2	19-32	32-35	17,154
20	11/21 vs. NYI	L, 2 - 7	11-6-2-1	Clymer, Roy	0-5	6-7	34-38	30-35	15,022
21	11/23 @ NJ	W, 3 - 1	12-6-2-1	Roy, Andreychuk (p-gw), Andreychuk	1-1	1-1	23-33	35-35	14,636
22	11/27 @ BUF	T, 1 - 1*	12-6-3-1	Modin (gt)	0-7	2-2	24-23	30-43	11,420
23	11/29 vs. VAN	L, 3 - 5	12-7-3-1	Richards (p), St. Louis (p), St. Louis	2-4	1-3	33-33	1-35	16,875
24	12/1 @ NYR	L, 3 - 4	12-8-3-1	Fedotenko (p), Roy, St. Louis (p)	2-4	1-2	26-29	31-35	18,200
25	12/3 @ TOR	L, 3 - 4*	12-8-3-2	St. Louis, Modin, Lecavalier	0-3	3-3	28-48	20-35	19,206
26	12/5 vs. EDM	W, 3 - 2	13-8-3-2	Lecavalier (p), Kubina, Fedotenko (gw)	1-2	4-5	21-27	35-35	13,454
27	12/7 @ BOS	L, 2 - 3*	13-8-3-3	Richards, Boyle (p)	1-4	3-3	22-34	47-35	14,303
28	12/8 @ CHI	L, 1 - 3	13-9-3-3	St. Louis (p)	1-5	4-4	21-38	41-35	11,647
29	12/10 @ MIN	L, 3 - 5	13-10-3-3	Boyle, Boyle (p), Svitov (p)	2-5	2-3	35-24	35-35	18,064
30	12/12 @ MTL	W, 3 - 2	14-10-3-3	Boyle (p), Richards, St. Louis (gw)	1-5	6-6	34-20	35-31	19,588
31	12/14 vs. NYI	W, 4 - 3	15-10-3-3	Sarich, Lecavalier, Lecavalier (s), Prospal (gw)	0-4	3-4	24-27	35-30	15,912
32	12/18 @ CAR	T, 1 - 1*	15-10-4-3	Richards	0-2	5-6	22-28	35-1	15,236
33	12/19 vs. TOR	L, 1 - 2	15-11-4-3	Richards	0-5	3-3	30-19	20-30	14,987
34	12/21 vs. NSH	T, 2 - 2*	15-11-5-3	Lecavalier (p), Boyle	1-5	3-3	40-26	35-29	15,248
35	12/23 @ WSH	L, 0 - 3	15-12-5-3	-----	0-6	4-4	40-25	37-35	13,875
36	12/27 vs. BOS	W, 5 - 2	16-12-5-3	Andreychuk, Modin (p), St. Louis (gw), Modin, Prospal	1-5	1-2	26-34	35-47	20,819+
37	12/29 vs. NYR	W, 5 - 3	17-12-5-3	St. Louis (p), Fedotenko (p), Andreychuk (p), Modin (gw), Andreychuk (p)	4-13	5-7	43-31	35-30	17,837
38	12/31 vs. OTT	L, 3 - 6	17-13-5-3	Lecavalier, Richards, Fedotenko	0-2	2-3	26-30	40-30	14,452
39	1/2 @ CGY	L, 1 - 4	17-14-5-3	St. Louis (p)	1-5	2-5	26-32	1-35	14,881
40	1/4 @ STL	L, 1 - 5	17-15-5-3	Roy	0-6	2-3	27-22	35-35	19,829
41	1/7 vs. DET	W, 1 - 0	18-15-5-3	Richards (gw)	0-1	1-1	32-30	35-31	19,941+
42	1/9 vs. ATL	L, 2 - 3*	18-15-5-4	Lecavalier (p), Andreychuk (p)	2-4	6-6	32-39	34-35	12,622
43	1/11 vs. NJ	T, 3 - 3*	18-15-6-4	Kubina, Sarich, St. Louis (p-gt)	1-4	2-3	25-32	35-30	15,842
44	1/14 @ OTT	L, 0 - 7	18-16-6-4	-----	0-2	2-3	17-28	40-35	18,500
45	1/17 vs. PIT	L, 2 - 3	18-17-6-4	Roy, Lecavalier (p)	1-7	3-3	31-21	31-47	18,202
46	1/18 @ PHI	L, 2 - 3	18-18-6-4	Prospal, Lecavalier	0-2	5-7	14-24	42-35	19,536
47	1/20 vs. OTT	W, 6 - 2	19-18-6-4	Prospal, Modin, Alexeev (gw), St. Louis, Richards, Lecavalier	0-3	7-7	30-24	47-40	12,022
48	1/22 vs. MTL	T, 2 - 2*	19-18-7-4	Fedotenko (p), Andreychuk (p-gt)	2-4	1-2	36-28	35-60	15,343
49	1/24 @ DAL	W, 4 - 1	20-18-7-4	Lecavalier, Roy (gw), Roy, St. Louis (s)	0-5	3-4	22-26	47-31	18,532
50	1/25 @ NSH	L, 2 - 3	20-19-7-4	Fedotenko, Prospal (p)	1-4	5-5	24-21	29-35	14,560
51	1/28 @ PHI	W, 3 - 0	21-19-7-4	Fedotenko (gw), St. Louis, Modin (s)	0-3	3-3	22-34	47-32	19,126
52	1/30 vs. CAR	W, 3 - 1	22-19-7-4	St. Louis (p), St. Louis (gw), St. Louis	1-7	2-2	31-25	47-80	13,541
53	2/4 vs. WSH	L, 1 - 5	22-20-7-4	Modin	0-7	3-6	28-23	37-47	13,141
54	2/6 vs. TOR	L, 2 - 3*	22-20-7-5	Fedotenko, Andreychuk (p)	1-8	2-2	36-24	37-35	16,204
55	2/8 @ FLA	T, 4 - 4*	22-20-8-5	Pratt, Andreychuk, Richards, Svitov	0-2	3-5	24-26	35-1	14,522
56	2/11 @ NYI	L, 2 - 6	22-21-8-5	Boyle (p), Modin	1-8	2-4	42-33	30-35	14,039
57	2/14 @ ATL	T, 2 - 2*	22-21-9-5	Prospal (p), Alexeev (gt)	1-3	4-4	30-35	47-31	17,033
58	2/15 vs. BOS	W, 5 - 2	23-21-9-5	Alexeev (p), Lecavalier, Boyle (p-gw), Clymer, Boyle	2-7	3-3	34-32	35-31	19,934+
59	2/17 vs. WSH	W, 3 - 1	24-21-9-5	Boyle (p), Modin (gw), Prospal	1-5	1-1	30-15	35-37	13,954
60	2/19 vs. ATL	W, 2 - 0	25-21-9-5	St. Louis (gw), Richards	0-1	3-3	36-27	47-33	13,562
61	2/21 @ CAR	T, 2 - 2*	25-21-10-5	Prospal, Prospal (p)	1-4	2-2	36-25	35-80	16,732
62	2/23 vs. BUF	L, 1 - 4	25-22-10-5	Richards (p)	1-4	1-2	31-25	43-47	16,654
63	2/25 vs. ANA	W, 2 - 0	26-22-10-5	Andreychuk (gw), Alexeev	0-4	1-1	26-24	35-29	15,634
64	2/27 vs. FLA	W, 3 - 1	27-22-10-5	Richards (p), Lecavalier (gw), Prospal	1-2	2-2	39-36	35-1	14,192
65	3/1 @ OTT	W, 2 - 1	28-22-10-5	St. Louis (p), Lecavalier (gw)	1-2	2-2	26-31	35-40	18,033
66	3/4 @ NYI	W, 3 - 1	29-22-10-5	Richards, St. Louis (s-gw), Lecavalier					

2001-2002 STATS

2001-2002 INDIVIDUAL SCORING (27-40-11-4, 69 pts., 3rd Southeast Division)

PLAYERS

PLAYER	GP	G	A	PTS	+/-	PIM	PP	SH	GW	GT	S	%
Brad Richards	82	20	42	62	-18	13	5	0	0	1	251	7.97
Vaclav Prospal	81	18	37	55	-11	38	7	0	2	0	166	10.84
Dave Andreychuk	82	21	17	38	-12	109	9	1	5	0	161	13.04
Vincent Lecavalier	76	20	17	37	-18	61	5	0	3	1	164	12.20
Martin St. Louis	53	16	19	35	4	20	6	1	2	2	105	15.24
Ben Clymer	81	14	20	34	-10	36	4	0	2	0	151	9.27
Pavel Kubina	82	11	23	34	-22	106	5	2	3	0	189	5.82
Fredrik Modin	54	14	17	31	0	27	2	0	4	1	141	9.93
Dan Boyle (TOT)	66	8	18	26	-16	39	3	0	1	1	99	8.08
(TB)	41	5	15	20	-15	27	2	0	1	1	68	7.4
(FLA)	25	3	3	6	-1	12	1	0	0	0	31	9.7
Shane Willis (TOT)	80	11	13	24	-8	30	2	0	0	1	155	7.10
(TB)	21	4	3	7	0	6	0	0	0	0	29	13.8
(CAR)	59	7	10	17	-8	24	2	0	0	1	126	5.6
Andre Roy (TOT)	65	7	9	16	-2	211	0	0	0	0	66	10.61
(TB)	9	1	1	2	-5	63	0	0	0	0	6	16.7
(OTT)	56	6	8	14	3	148	0	0	0	0	60	10.0
Jimmie Olvestad	74	3	11	14	3	24	0	0	0	0	99	3.03
Sheldon Keefe	39	6	7	13	-11	16	0	0	1	2	52	11.54
Jassen Cullimore	78	4	9	13	-1	58	0	0	1	0	84	4.76
Cory Sarich	72	0	11	11	-4	105	0	0	0	0	55	0.00
Tim Taylor	48	4	4	8	-2	25	0	1	0	0	50	8.00
Nikita Alexeev	44	4	4	8	-9	8	1	0	1	0	47	8.51
Stan Neckar	77	1	7	8	-18	24	0	1	0	0	38	2.63
Martin Cibak	26	1	5	6	-6	8	0	0	0	0	22	4.55
Chris Dingman (TOT)	44	0	5	5	-10	103	0	0	0	0	41	0.00
(TB)	14	0	4	4	-8	26	0	0	0	0	24	0.00
(CAR)	30	0	1	1	-2	77	0	0	0	0	17	0.00
Grant Ledyard	53	1	3	4	-5	12	0	0	0	0	27	3.70
Brian Holzinger	23	1	2	3	-4	4	0	0	0	0	20	5.00
Nolan Pratt	46	0	3	3	-4	51	0	0	0	0	38	0.00
Gordie Dwyer	26	0	2	2	-4	60	0	0	0	0	6	0.00
Josef Boumedienne (TOT)	4	1	0	1	-2	6	0	0	0	0	1	100.0
(TB)	3	0	0	0	-1	4	0	0	0	0	0	0.00
(NJ)	1	1	0	1	-1	2	0	0	0	0	1	100.0
Martin Biron	36	0	0	0	-16	12	0	0	0	0	35	0.00
Sascha Goc (TOT)	11	0	0	0	-2	0	0	0	0	0	4	0.00
(TB)	9	0	0	0	0	0	0	0	0	0	2	0.00
(NJ)	2	0	0	0	-2	0	0	0	0	0	2	0.00
Dmitry Afanasev	5	0	0	0	-1	0	0	0	0	0	1	0.00
Ryan Tobler	4	0	0	0	-2	5	0	0	0	0	1	0.00
Gaetan Royer	3	0	0	0	-1	2	0	0	0	0	0	0.00
Kristian Kudroc	2	0	0	0	0	0	0	0	0	0	0	0.00

TRADED PLAYERS

PLAYER	GP	G	A	PTS	+/-	PIM	PP	SH	GW	GT	S	%
Matthew Barnaby (TB)	29	0	0	0	-7	70	0	0	0	0	13	0.00
Zdeno Cigar (TB)	27	6	6	12	-12	10	0	0	2	0	44	13.6
Glen Metropolit (TB)	2	0	0	0	-2	0	0	0	0	0	1	0.00
Juha Ylonen (TB)	65	3	10	13	-10	8	0	0	0	0	75	4.0
Andrei Zyuzin (TB)	9	0	2	2	-6	6	0	0	0	0	14	0.00

GOALTENDERS

GOALTENDER	GP	MIN	AVG	W	L	T	EN	SO	GA	SVS	SV%
Nikolai Khabibulin	70	3896	2.36	24	32	10	7	7	153	1761	.920
Dieter Kochan	5	237	4.05	0	3	1	0	0	16	113	.876

TRADED GOALTENDERS

GOALTENDER	GP	MIN	AVG	W	L	T	EN	SO	GA	SVS	SV%
Kevin Weekes (TB)	19	830	2.89	3	9	0	3	2	40	430	.915

2001-2002 GAME-BY-GAME RESULTS

#	OPPONENT	RESULT	RECORD	SCORERS	GOALTENDER(S)	PP	PK	SF-SA	ATTEND.
1	10/05 vs. NYI	L, 2-3	00-01-00-00	Olvestad, Richards (p)	Khabibulin	1-7	3-4	25-34	20,174+
2	10/07 vs. FLA	L, 0-5	00-02-00-00	-----	Khabibulin	0-4	2-4	28-37	12,658
3	10/11 @ SJ	L, 3-4	00-03-00-00	Richards, St. Louis (p), Modin	Khabibulin	1-3	4-6	27-38	16,591
4	10/13 @ LA	W, 1-0	01-03-00-00	Prospal (gw)	Weekes	0-6	6-6	19-31	17,114
5	10/14 @ ANA	W, 3-2	02-03-00-00	Modin (p), Clymer, Andreychuk (p-gw)	Khabibulin	2-5	3-4	27-35	9,579
6	10/16 @ COL	L, 1-2	02-04-00-00	Prospal	Khabibulin	0-5	3-3	20-25	18,007
7	10/20 vs. NYR	W, 5-2	03-04-00-00	Clymer (p), Modin, Andreychuk (gw), Clymer, St. Louis (p)	Khabibulin	2-7	5-5	36-35	19,056
8	10/23 vs. WSH	T, 1-1*	03-04-01-00	St. Louis (p-gt)	Khabibulin	1-5	2-2	24-21	13,119
9	10/25 vs. LA	W, 3-0	04-04-01-00	Modin (gw), St. Louis, Neckar (s)	Khabibulin	0-6	5-5	18-28	12,957
10	10/27 @ ATL	L, 3-4	04-05-01-00	Clymer (p), Prospal (p), Prospal (p)	Khabibulin(3-11), Weekes (1-14)	2-6	2-2	32-25	14,569

#	OPPONENT	RESULT	RECORD	SCORERS	GOALTENDER(S)	PP	PK	SF-SA	ATTEND.
11	10/30 @ TOR	L, 2-3	04-06-01-00	Richards, St. Louis	Khabibulin	0-7	3-3	22-35	19,061
12	11/02 @ BUF	L, 1-4	04-07-01-00	St. Louis (p)	Weekes	1-3	3-5	27-34	16,104
13	11/03 @ PIT	L, 1-2*	04-07-01-01	Lecavalier	Khabibulin	0-4	6-6	30-30	17,148
14	11/06 @ NYI	L, 0-3	04-08-01-01	-----	Khabibulin	0-5	6-7	29-22	10,316
15	11/08 vs. PHI	L, 1-2	04-09-01-01	Kubina	Khabibulin (2-35), Weekes (0-0)	0-2	2-2	23-35	17,217
16	11/10 vs. PIT	W, 3-2*	05-09-01-01	Lecavalier, Ylonen, Prospal (p-gw)	Khabibulin	1-7	4-5	34-31	18,812
17	11/15 vs. TOR	L, 2-3	05-10-01-01	Lecavalier, Taylor	Khabibulin	0-2	1-1	20-22	14,842
18	11/17 vs. CAR	W, 2-0	06-10-01-01	Clymer (gw), Taylor	Khabibulin	0-2	4-4	24-26	19,758+
19	11/20 vs. ANA	W, 3-2	07-10-01-01	Ylonen, Prospal (p), Clymer (p-gw)	Khabibulin	2-6	2-3	21-29	15,012
20	11/21 @ WSH	L, 2-3	07-11-01-01	Cullimore, Holzinger	Weekes (3-48), Khabibulin (0-0)	0-1	2-2	25-48	16,020
21	11/23 vs. NJ	W, 2-0	08-11-01-01	Modin (gw), Prospal	Khabibulin	1-9	3-3	22-29	17,572
22	11/25 @ CAR	W, 4-0	09-11-01-01	Kubina (s-gw), Taylor (s), Modin, Richards	Khabibulin	0-2	9-9	28-41	13,561
23	11/27 @ BOS	L, 3-6	09-12-01-01	Clymer (p), Andreychuk (p), St. Louis	Khabibulin (4-24), Weekes (1-5)	2-2	2-2	25-30	12,117
24	11/29 vs. ATL	W, 5-2	10-12-01-01	Kubina (p), Richards, Cullimore (gw), Andreychuk, Prospal	Khabibulin	1-3	2-3	38-41	11,421
25	12/01 @ PHI	L, 0-2	10-13-01-01	-----	Weekes	0-4	5-5	15-42	19,476
26	12/02 @ NYR	L, 0-1	10-14-01-01	-----	Khabibulin	0-3	4-4	20-27	17,866
27	12/04 @ NJ	T, 1-1*	10-14-02-01	Modin	Khabibulin	0-2	1-2	11-42	12,002
28	12/06 vs. CBJ	W, 1-0	11-14-02-01	Modin (gw)	Khabibulin	0-3	1-1	24-27	12,209
29	12/08 @ OTT	L, 2-5	11-15-02-01	Richards, Lecavalier (p)	Weekes	1-4	4-6	27-44	15,277
30	12/10 @ VAN	T, 1-1*	11-15-03-01	Richards (gt)	Khabibulin	0-2	1-1	35-28	15,370
31	12/12 @ CGY	W, 3-1	12-15-03-01	Richards (p), Andreychuk (gw), Taylor	Khabibulin	1-3	2-2	21-29	13,913
32	12/14 @ EDM	L, 1-2	12-16-03-01	Keefe	Khabibulin	0-3	2-2	23-35	16,272
33	12/17 @ MTL	W, 4-3	13-16-03-01	Lecavalier, St. Louis, Clymer, St. Louis	Khabibulin	0-0	2-2	31-22	19,743
34	12/21 vs. STL	W, 4-3*	14-16-03-01	Lecavalier (p), Modin, Modin, Lecavalier (gw)	Khabibulin	1-2	3-4	18-40	15,223
35	12/26 @ NSH	W, 1-0	15-16-03-01	Modin (gw)	Weekes	0-1	2-2	22-31	13,840
36	12/27 vs. CAR	L, 2-3	15-17-03-01	Ylonen, Modin	Khabibulin	0-4	2-2	32-28	16,413
37	12/29 vs. BOS	L, 4-5*	15-17-03-02	Richards (p), Prospal (p), St. Louis (p), Cullimore	Khabibulin	3-5	1-1	28-39	20,354+
38	12/31 vs. TOR	L, 1-4	15-18-03-02	St. Louis	Weekes	0-2	2-3	17-38	16,721
39	01/02 @ MIN	L, 0-2	15-19-03-02	-----	Khabibulin	0-4	2-2	36-20	18,568
40	01/04 @ CHI	L, 0-2	15-20-03-02	-----	Khabibulin	0-4	3-4	17-29	16,608
41	01/06 @ PHX	W, 3-0	16-20-03-02	Ciger (gw), St. Louis (s), Andreychuk (p)	Khabibulin	1-3	3-3	24-33	10,570
42	01/08 vs. DAL	L, 1-2	16-21-03-02	Andreychuk	Khabibulin	0-4	4-4	35-28	12,874
43	01/12 vs. OTT	L, 1-2	16-22-03-02	Richards	Khabibulin	0-2	0-1	34-25	13,712
44	01/13 @ ATL	T, 2-2*	16-22-04-02	Andreychuk, Modin (p-gt)	Khabibulin	1-2	1-1	39-24	10,839
45	01/15 @ NJ	W, 5-4*	17-22-04-02	Ciger, St. Louis (p), Ciger, Lecavalier (p), Ciger (gw)	Weekes (3-19), Khabibulin (1-21)	2-4	1-2	17-40	11,731
46	01/18 vs. CHI	T, 2-2*	17-22-05-02	Ciger, St. Louis (gt)	Khabibulin	0-3	0-1	32-36	17,895
47	01/19 vs. MTL	L, 1-5	17-23-05-02	Ciger	Khabibulin (3-7), Weekes (2-21)	0-3	3-3	25-28	15,264
48	01/21 vs. NJ	W, 3-2	18-23-05-02	Lecavalier, Clymer,	Khabibulin	0-3	4-4	17-33	13,134
49	01/23 @ PIT	L, 1-5	18-24-05-02	Clymer, Weekes (2-16)	St. Louis (gw), Khabibulin (3-11),	0-5	1-4	27-27	15,127
50	01/25 @ BUF	L, 1-4	18-25-05-02	Modin	Khabibulin	0-6	6-6	22-33	18,690
51	01/26 @ NYI	L, 2-6	18-26-05-02	Ledyard, Lecavalier	Weekes	0-4	2-2	25-25	16,234
52	01/28 @ NYR	W, 1-0	19-26-05-02	Lecavalier (gw)	Khabibulin	0-1	1-1	21-42	18,200
53	01/30 vs. CAR	L, 1-3	19-27-05-02	Kubina (p)	Khabibulin	1-3	2-3	19-40	13,234
54	02/04 vs. OTT	T, 4-4*	19-27-06-02	Lecavalier, Prospal, Kubina, Richards	Khabibulin	0-2	3-4	31-33	12,358
55	02/06 @ FLA	W, 3-2	20-27-06-02	Andreychuk (p), Clymer, Alexeev (gw)	Weekes	1-2	2-3	21-39	13,684
56	02/07 vs. FLA	L, 1-3	20-28-06-02	Lecavalier	Khabibulin	0-2	2-2	37-26	14,911
57	02/09 vs. WSH	L, 2-4	20-29-06-02	Prospal, Andreychuk	Khabibulin (3-12), Weekes (0-9)	0-1	0-0	21-22	16,675
58	02/11 @ WSH	L, 1-3	20-30-06-02	Ciger	Weekes (2-19), Khabibulin (1-12)	0-2	3-3	20-31	16,094
59	02/26 vs. DET	L, 3-4*	20-30-						

2000-2001 STATS

2000-2001 INDIVIDUAL SCORING (24-47-6-5, 59 pts., 5th Southeast Division)

PLAYERS

PLAYER	GP	G	A	PTS	+/-	PIM	PP	SH	GW	GT	S	%
Brad Richards*	82	21	41	62	-10	14	7	0	3	0	179	11.7
Fredrik Modin	76	32	24	56	-1	48	8	0	4	0	217	14.7
Vincent Lecavalier	68	23	28	51	-26	66	7	0	3	0	165	13.9
Martin St. Louis	78	18	22	40	-4	12	3	3	4	0	141	12.8
Brian Holzinger	70	11	25	36	-9	64	3	0	2	0	87	12.6
Pavel Kubina	70	11	19	30	-14	103	6	1	1	0	128	8.6
Adrian Aucoin (TOT)	73	4	24	28	5	45	2	0	0	0	159	2.5
(TB)	26	1	11	12	+8	25	1	0	0	0	60	1.7
(VAN)	47	3	13	16	-13	20	1	0	0	0	99	3.0
Alexander Kharitonov*	66	7	15	22	-9	8	0	0	0	0	103	6.8
Todd Warriner	64	10	11	21	-13	46	3	2	1	1	99	10.1
Ryan Johnson	80	7	14	21	-20	44	1	0	0	0	71	9.9
Nils Ekman	43	9	11	20	-15	40	2	1	1	0	72	12.5
Andrei Zyuzin	64	4	16	20	-8	76	2	1	1	1	92	4.3
Matthew Barnaby (TOT)	76	5	8	13	-10	265	1	0	0	0	67	7.5
(TB)	29	4	4	8	-3	97	1	0	0	0	29	13.8
(PIT)	47	1	4	5	-7	168	0	0	0	0	38	2.6
Cory Sarich	73	1	8	9	-25	106	0	0	0	0	66	1.5
Jassen Cullimore	74	1	6	7	-6	80	0	0	0	0	56	1.8
Ben Clymer	23	5	1	6	-7	21	3	0	0	0	25	2.0
Stan Drulia	34	2	4	6	-11	18	1	0	0	0	20	1.0
Stan Neckar (TOT)	69	2	4	6	-3	71	0	0	1	0	26	7.7
(TB)	16	0	2	2	-1	8	0	0	0	0	10	0.0
(PHX)	53	2	2	4	-2	63	0	0	1	0	16	12.5
Kristian Kudroc*	22	2	2	4	0	36	0	0	1	0	12	16.7
Sheldon Keefe*	49	4	0	4	-13	38	0	0	0	0	32	12.5
John Emmons (TOT)	53	2	2	4	-5	42	0	0	0	0	37	5.4
(TB)	12	1	1	2	0	22	0	0	0	0	9	11.1
(OTT)	41	1	1	2	-5	20	0	0	0	0	28	3.6
Petr Svoboda	19	1	3	4	-4	41	0	0	0	0	6	6.2
Dmitry Afanasev*	9	1	1	2	1	4	0	0	0	0	8	12.5
Kaspars Astashenko*	15	1	1	2	-4	4	0	0	0	0	4	2.5
Gusev	16	1	0	1	-3	10	0	0	0	0	13	7.7
Kyle Freadrich*	13	0	1	1	-1	36	0	0	0	0	3	0.0
Gordie Dwyer*	28	0	1	1	-7	96	0	0	0	0	12	0.0
Kevin Weekes	61	0	1	1	0	4	0	0	0	0	0	0.0
Evgeny Konstantinov*	1	0	0	0	0	0	0	0	0	0	0	0.0
Marek Posmyk*	1	0	0	0	-1	0	0	0	0	0	0	0.0
Nikolai Khabibulin	2	0	0	0	0	0	0	0	0	0	0	0.0
Thomas Ziegler*	5	0	0	0	-2	0	0	0	0	0	2	0.0
Matt Elrich	8	0	0	0	-5	0	0	0	0	0	0	0.0
Dieter Kochan*	10	0	0	0	0	0	0	0	0	0	0	0.0
Wade Flaherty (TOT)	22	0	0	0	0	2	0	0	0	0	0	0.0
(TB)	2	0	0	0	0	0	0	0	0	0	0	0.0
(NYI)	20	0	0	0	0	2	0	0	0	0	0	0.0

TRADED PLAYERS

PLAYER	GP	G	A	PTS	+/-	PIM	PP	SH	GW	GT	S	%
Mike Johnson (TB)	64	11	27	38	-10	38	3	1	0	1	107	10.3
Paul Mara (TB)	46	6	10	16	-17	40	2	0	1	0	58	10.3
Wayne Primeau (TB)	47	2	13	15	-17	77	0	0	0	0	47	4.3
Maxim Galanov (TB)	25	0	5	5	-5	8	0	0	0	0	10	0.0
Grant Ledyard (TB)	14	2	2	4	-5	12	0	0	0	0	12	16.7
Craig Millar (TB)	16	1	1	2	-8	10	0	0	1	0	10	10.0
Bryan Muir (TB)	10	0	3	3	-7	15	0	0	0	0	14	0.0
Steve Martins (TB)	20	1	1	2	-9	13	0	0	0	0	18	5.6

GOALTENDERS

GOALTENDER	GP	MIN	AVG	W	L	T	EN	SO	GA	SVS	SV%
Evgeny Konstantinov*	1	0	0	0	0	0	0	0	0	0	—
Nikolai Khabibulin	2	123	2.93	1	1	0	0	0	6	69	.913
Kevin Weekes	61	3378	3.14	20	33	3	8	4	177	1742	.898
Wade Flaherty (TOT)	22	1135	3.38	6	12	0	3	1	64	525	.878
(TB)	2	118	4.07	0	2	0	0	0	8	55	.855
(NYI) 20	1017	3.30	6	10	0	3	1	56	470	.881	
Dieter Kochan *	10	314	3.44	0	3	0	1	0	18	138	.870

TRADED GOALTENDERS

GOALTENDER	GP	MIN	AVG	W	L	T	EN	SO	GA	SVS	SV%
Dan Cloutier (TB)	24	1005	3.52	3	13	3	3	1	59	541	.891

2000-2001 GAME-BY-GAME RESULTS

#	OPPONENT	RESULT	RECORD	SCORERS	GOALTENDER(S)	PP	PK	SF-SA ATTEND.
1	10/6 vs. NYI	T, 3-3*	0-0-1-0	Kubina (p), M. Johnson, Svoboda	Cloutier	1-9	8-8	24-36 20,686+
2	10/8 vs. VAN	L, 4-5	0-1-1-0	Martins, Modin (p), Mara, Richards	Cloutier	1-4	7-7	16-41 12,322
3	10/13 @ PIT	L, 2-3	0-2-1-0	Lecavalier (p), Holzinger	Weekes	1-3	6-6	25-26 14,927
4	10/15 vs. ATL	W, 5-2	1-2-1-0	Modin (p), Lecavalier (p), Holzinger (gw), Warriner (p), Kubina (p)	Weekes	4-12	5-5	31-22 12,373
5	10/18 @ MIN	L, 5-6	1-3-1-0	Lecavalier, Richards (p), Warriner (s), Kharitonov, Modin	Weekes (5-34), Cloutier (0-0)	1-7	5-7	24-35 18,064
6	10/21 @ NJ	L, 2-7	1-4-1-0	Modin, Kubina (p)	Cloutier (7-32), Weekes (0-12)	1-6	3-6	15-44 15,097

#	OPPONENT	RESULT	RECORD	SCORERS	GOALTENDER(S)	PP	PK	SF-SA ATTEND.
7	10/22 @ NYR	W, 4-2	2-4-1-0	Modin, M. Johnson (p), Modin (gw), Modin	Weekes	1-9	7-8	22-34 18,200
8	10/25 @ DET	L, 1-5	2-5-1-0	Kharitonov	Weekes	0-4	2-4	26-41 19,995
9	10/27 vs. OTT	L, 0-6	2-6-1-0	-----	Weekes (4-17), Kochan (2-13), Weekes (6-32), Holzinger (Kochan (0-0))	0-6	3-4	24-35 15,413
10	10/31 @ CAR	L, 5-6*	2-6-1-1	Lecavalier, Lecavalier, Modin (p), Richards,	Weekes (6-28), Kochan (0-1)	1-5	4-6	25-32 7,016
11	11/1 @ NYR	L, 1-6	2-7-1-1	R. Johnson	Weekes (3-34), Kochan (0-1)	0-3	3-5	32-36 18,200
12	11/3 vs. NYI	W, 4-3*	3-7-1-1	Kubina (p), Drulia, M. Johnson (s), Millar (gw)	Weekes (3-34), Kochan (0-1)	1-6	6-8	33-35 12,234
13	11/5 vs. WSH	W, 5-2	4-7-1-1	Primeau, M. Johnson, Mara (p-gw), Mara, Keefe	Weekes	1-8	3-4	26-26 14,582
14	11/10 vs. MTL	W, 3-1	5-7-1-1	Lecavalier, Modin (gw), Drulia (p-e)	Weekes	1-6	7-8	17-27 13,133
15	11/11 vs. CGY	L, 3-4	5-8-1-1	M. Johnson (p), Lecavalier, Modin (p)	Weekes (4-40), Kochan (0-0)	2-5	3-4	32-40 13,088
16	11/14 @ MTL	W, 1-0	6-8-1-1	Lecavalier (p-gw)	Weekes	1-7	8-8	23-34 19,052
17	11/17 @ TOR	T, 2-2*	6-8-2-1	M. Johnson, Warriner (gt)	Weekes	0-4	6-6	21-36 19,145
18	11/20 @ DAL	L, 2-6	6-9-2-1	Kubina (p), Richards (p)	Weekes (5-20), Cloutier (1-5)	2-8	3-4	20-25 17,001
19	11/22 vs. ATL	W, 8-2	7-9-2-1	Richards, Keefe, Lecavalier (gw), Richards (p), St. Louis (s), Gusev, Kubina, Modin	Cloutier	1-6	4-4	33-27 12,637
20	11/24 vs. FLA	W, 2-1	8-9-2-1	M. Johnson, Sarich (gw)	Weekes	0-3	4-4	22-21 19,424
21	11/25 @ FLA	L, 1-2*	8-9-2-2	St. Louis	Cloutier	0-5	5-5	22-27 15,612
22	11/27 @ NYI	L, 4-7	8-10-2-2	Lecavalier, Modin (p) Richards, St. Louis	Weekes (4-18), Cloutier (3-20)	1-7	5-6	23-38 7,807
23	11/29 @ WSH	L, 1-4	8-11-2-2	Lecavalier (p)	Weekes	1-5	3-5	14-45 11,504
24	12/1 @ ATL	L, 3-5	8-12-2-2	Mara (p), Holzinger, Richards (p)	Weekes	2-6	2-3	30-37 14,599
25	12/2 vs. DET	W, 3-0	9-12-2-2	Lecavalier (gw), Lecavalier, Warriner (p)	Cloutier	1-7	6-6	32-26 20,718*
26	12/6 @ PHI	L, 3-6	9-13-2-2	Kubina, Lecavalier, Modin	Cloutier	0-3	1-2	23-40 19,565
27	12/8 vs. COL	L, 0-2	9-14-2-2	-----	Kochan (2-29), Konstantinov (0-0)	0-2	2-4	24-29 19,826+
28	12/11 @ COL	T, 2-2*	9-14-3-2	Kharitonov, M. Johnson (p-gt), Modin, M. Johnson	Kochan (2-33), Cloutier (0-0)	1-4	4-5	26-33 18,007
29	12/14 @ PHX	L, 2-3	9-15-3-2	-----	Weekes (3-35), Cloutier (0-0)	0-6	3-4	22-35 11,944
30	12/16 @ LA	W, 4-3	10-15-3-2	Modin, Modin, Richards, St. Louis (gw)	Weekes	0-3	4-5	24-41 15,576
31	12/17 @ ANA	L, 1-3	10-16-3-2	Richards, Kharitonov	Cloutier	0-6	1-2	26-27 11,207
32	12/21 vs. PIT	T, 1-1*	10-16-4-2	Astashenko	Weekes	0-4	3-3	32-39 14,444
33	12/23 vs. NJ	L, 1-5	10-17-4-2	R. Johnson	Weekes (4-13), Cloutier (1-13)	0-4	3-5	29-26 15,184
34	12/26 vs. CAR	W, 3-2	11-17-4-2	Modin (p), Keefe, Richards (gw)	Weekes	1-6	4-5	22-22 12,128
35	12/28 vs. PHI	W, 4-3	12-17-4-2	St. Louis, St. Louis, Modin, Modin (gw)	Weekes	0-4	6-6	18-35 20,142+
36	12/30 vs. BOS	T, 1-1*	12-17-5-2	Zyuzin (p-gt)	Cloutier	1-6	5-5	23-34 16,623
37	12/31 vs. TOR	L, 2-3	12-18-5-2	Richards (p), R. Johnson	Weekes (3-34), Cloutier (0-1)	1-3	0-1	24-35 16,105
38	1/3 @ CAR	L, 2-3	12-19-5-2	Mara, Lecavalier	Cloutier (3-8), Weekes (0-12)	0-7	5-6	38-20 7,517
39	1/4 @ OTT	L, 3-8	12-20-5-2	Holzinger, Kharitonov, R. Johnson (p)	Weekes (4-21), Cloutier (4-23)	1-6	2-3	25-44 17,026
40	1/7 @ CHI	L, 4-7	12-21-5-2	Holzinger, Holzinger, Primeau, Holzinger	Weekes (2-18), Cloutier (4-24)	0-3	3-4	20-43 12,424
41	1/10 @ TOR	W, 3-1	13-21-5-2	R. Johnson, Holzinger (gw), Modin (e)	Cloutier	1-4	4-4	24-28 19,129
42	1/12 vs. PHI	L, 0-3	13-22-5-2	-----	Cloutier	0-3	4-5	21-34 19,303
43	1/14 vs. DAL	L, 2-3	13-23-5-2	Richards, Modin	Cloutier	0-2	4-5	24-19 12,774
44	1/16 @ BUF	L, 1-3	13-24-5-2	Keefe	Weekes	0-4	6-6	41-31 16,309
45	1/18 @ MTL	L, 1-3	13-25-5-2	Ekman	Weekes	0-4	2-2	13-30 19,793
46	1/20 @ OTT	L, 1-3	13-26-5-2	-----	Cloutier	0-5	10-10	18-42 18,211
47	1/21 @ CBJ	L, 0-3	13-27-5-2	Zyuzin (s)	Weekes	0-5	4-5	27-30 17,652
48	1/23 vs. WSH	W, 2-5	13-28-5-2	Ekman, St. Louis	Weekes	0-3	2-3	29-33 11,854
49	1/25 vs. OTT	L, 2-5	13-29-5-2	Richards (p), Kharitonov	Weekes	1-3	3-3	15-38 13,389
50	1/27 @ FLA	L, 2-3*	13-29-5-3	Modin, Holzinger	Weekes	0-3	3-3	21-30 14,612
51	1/29 @ CAR	L, 2-5	13-30-5-3	Modin (p), Modin	Cloutier	1-4	2-4	16-35 8,030
52	1/30 vs. FLA	W, 4-3	14-30-5-3	St. Louis, Kubina (p), Warriner (p), Warriner (gw)	Weekes	2-7	6-8	26-26 11,752
53	2/1 vs. BUF	W, 4-2	15-30-5-3</					

1999-2000 STATS

1999-2000 INDIVIDUAL SCORING (19-47-9-7, 54 pts., 4th Southeast Division)

PLAYERS

PLAYER	GP	G	A	PTS	PIM	+/-	PP	SH	GW	GT	S
Vincent Lecavalier	80	25	42	67	43	25-	6	0	3	1	166
Fredrik Modin	80	22	26	48	18	26-	3	0	5	0	167
Mike Johnson (TOT)	80	21	26	47	27	6	6	0	3	0	132
(TB)	28	10	12	22	4	2-	4	0	0	0	43
(TOR)	52	11	14	25	8	8	2	1	1	0	89
Stan Drulia	68	11	22	33	24	18-	1	2	1	1	94
Brian Holzinger (TOT)	73	10	20	30	51	3-	1	2	2	0	104
(TB)	14	3	3	6	21	7-	1	1	0	0	23
(BUF)	59	7	17	24	30	4	0	1	2	0	81
Todd Warriner (TOT)	73	14	14	28	36	8-	3	1	0	0	133
(TB)	55	11	13	24	34	14-	3	1	0	0	100
(TOR)	18	3	1	4	2	6	0	0	0	0	33
Pavel Kubina	69	8	18	26	93	19-	6	0	3	0	128
Petr Svoboda	70	2	23	25	170	11-	2	0	0	0	93
Paul Mara*	54	7	11	18	73	27-	4	0	1	0	78
Ryan Johnson* (TOT)	80	4	14	18	16	8-	0	0	0	0	49
(TB)	14	0	2	2	2	9-	0	0	0	0	5
(FLA)	66	4	12	16	14	1	0	0	0	0	44
Robert Petrovicky	43	7	10	17	14	2	1	0	0	0	55
Wayne Primeau (TOT)	58	7	10	17	63	12-	0	1	0	0	75
(TB)	17	2	3	5	25	4-	0	0	0	0	35
(BUF)	41	5	7	12	38	8-	2	0	1	0	40
Dan Kesa	50	4	10	4	21	11-	0	1	0	0	55
Jaroslav Svejkskovy (TOT)	52	6	7	13	30	14-	1	0	0	0	60
(TB)	29	5	5	10	28	7-	0	0	0	0	42
(WSH)	23	1	2	3	2	7-	1	0	0	0	18
Steve Martins (TOT)	59	6	7	13	37	12-	0	1	1	0	65
(TB)	10	0	3	4	1	11-	0	1	0	0	62
(OTT)	2	1	0	1	0	1	0	0	0	0	3
Bruce Gardiner (TOT)	51	3	9	12	41	20-	0	0	0	0	48
(TB)	41	3	6	9	37	21-	0	0	0	0	30
(OTT)	10	0	3	3	4	1	0	0	0	0	18
Andrej Zyuzin	34	2	9	11	33	11-	0	0	0	0	47
Ben Clymer*	60	2	6	8	87	26-	2	0	0	0	98
Bryan Muir (TOT)	41	3	4	7	45	9-	0	1	0	0	51
(TB)	30	1	1	2	32	8-	0	0	0	0	32
(CHI)	11	2	3	5	13	1-	0	1	0	0	19
Cory Sarich* (TOT)	59	0	6	6	77	6-	0	0	0	0	69
(TB)	17	0	2	2	42	8-	0	0	0	0	20
(BUF)	42	0	4	4	35	2	0	0	0	0	49
Sergey Gusev	28	2	3	5	6	9-	1	0	0	0	23
Nils Ekman*	28	2	4	4	36	8-	1	0	0	0	42
Pavel Torgaev (TOT)	14	0	4	4	6	1	0	0	0	0	18
(TB)	5	0	2	2	2	1	0	0	0	0	6
(CGY)	9	0	2	2	4	0	0	0	0	0	12
Marek Posmyk*	18	1	1	2	20	1	0	0	0	0	22
Matt Elich*	19	1	1	2	4	1	0	0	0	0	14
Wayne Hay* (TOT)	13	1	1	2	2	0	0	0	0	0	11
(FLA)	6	0	1	2	2	2-	0	0	0	0	3
(TB)	7	1	0	0	0	0	0	0	0	0	8
Jassen Cullimore	46	1	2	2	66	12-	0	0	0	0	23
Shawn Burr	4	0	2	0	2	0	0	0	0	0	6
Reid Simpson	26	1	0	1	103	3	0	0	0	0	13
Dale Rominski*	3	0	1	1	4	0	0	0	0	0	0
Kaspars Astashenko*	8	0	1	1	4	2-	0	0	0	0	3
Zac Bierk*	12	0	0	0	0	0	0	0	0	0	5
Gordie Dwyer*	24	0	1	1	135	6-	0	0	0	0	7
Andrej Skopintsev	4	0	0	0	6	4-	0	0	0	0	0
Daren Puppa	5	0	0	0	0	0	0	0	0	0	0
Dieter Kochan*	10	0	0	0	39	1	0	0	0	0	0
Kyle Frieschler	5	0	0	0	18	4-	0	0	0	0	3
Rich Parent	14	0	0	0	2	0	0	0	0	0	0
Kevin Hodson	24	0	0	0	2	0	0	0	0	0	0
Dan Cloutier	52	0	0	0	29	0	0	0	0	0	0

TRADED PLAYERS

PLAYER	GP	G	A	PTS	+/-	PIM	PP	SH	GW	GT	S
Mike Sillinger (TB)	67	19	25	44	86	29-	6	3	1	0	126
Chris Gratton (TB)	58	14	27	41	121	24-	4	0	1	0	168
Darcy Tucker (TB)	50	14	20	34	108	15-	1	0	2	0	98
Steve Guolla (TB)	46	6	10	16	11	2	2	0	0	1	52
Stephane Richer (TB)	20	7	5	12	4	2	1	0	0	0	47
Andreas Johansson (TB)	12	2	3	5	8	1	0	0	0	0	11
Michael Nylander (TB)	11	1	2	3	4	3-	1	0	0	0	10
Bill Houlder (TB)	14	1	2	3	2	3-	1	0	0	0	21
Chris McAlpine (TB)	10	1	1	2	10	5-	0	0	0	0	5
Ian Herbers (TB)	37	0	0	0	45	12-	0	0	0	0	11
Colin Forbes (TB)	8	0	0	0	18	4-	0	0	0	0	3
Jeff Shevalier (TB)	5	0	0	0	2	1-	0	0	0	0	2
Vlacheslav Butsayev (TB)	2	0	0	0	0	2-	0	0	0	0	1

GOALTENDERS

GOALTENDER	GP	MIN	AVG	W	L	T	EN	SO	GA	SVS	SV%
Dan Cloutier	52	2492	3.49	9	30	3	3	0	145	1258	.885
Zac Bierk*	12	509	3.65	4	4	1	0	0	31	308	.899
Kevin Hodson	24	769	3.67	2	7	4	3	0	47	327	.856
Rich Parent	14	698	3.70	2	7	1	1	0	43	353	.878
Dieter Kochan*	5	238	4.29	1	4	0	1	0	17	111	.847
Daren Puppa	5	249	4.58	1	2	0	0	0	19	129	.853

1999-2000 GAME-BY-GAME RESULTS

#	OPPONENT	RESULT	RECORD	SCORERS	GOALTENDER(S)	PP	PK	SF-SA	ATTEND.
1	10/2 vs NYI	W, 4-2	1-0-0-0	Nylander (p), Guolla, Modin (gw), Sillinger	Puppa	1-6	3-3	29-34	19,758+
2	10/7 vs LA	L, 2-5	1-1-0-0	Drulia, Sillinger	Puppa	0-5	4-6	28-28	10,614
3	10/9 @ NJ	L, 0-1	1-2-0-0	-----	Cloutier (1-32), Hodson (0-0)	0-4	2-2	14-32	13,982
4	10/15 vs ANA	L, 2-3	1-3-0-0	Richer, Richer	Puppa (3-29), Cloutier (1-0)	0-0	2-2	16-29	11,616
5	10/16 vs ATL	T, 4-4*	1-3-1-0	Richer (p), Lecavalier, Sillinger (p), Gratton (p-gw)	Cloutier (4-14), Hodson (0-9)	3-7	3-5	35-23	11,565
6	10/19 vs VAN	L, 5-6*	1-3-1-1	Houlder (p), Tucker, Gratton, Gusev (p), Richer	Puppa (4-19), Cloutier (2-9)	2-5	2-3	41-28	16,548
7	10/23 vs CGY	W, 2-1	2-3-1-1	Richer, Kesa (gw)	Cloutier	0-6	5-5	25-36	13,102
8	10/27 @ BUF	L, 3-4	2-4-1-1	Gratton, Drulia, Lecavalier (p)	Cloutier	1-3	4-4	18-27	14,494
9	10/28 @ BOS	L, 3-7	2-5-1-1	Johansson, Lecavalier, Drulia	Puppa (5-19), Hodson (2-18)	0-1	2-6	25-37	14,760
10	10/30 @ DAL	W, 2-1	3-5-1-1	Lecavalier (p)	Cloutier	0-3	2-3	31-23	17,001
11	11/3 @ ATL	L, 1-4	3-6-1-1	Lecavalier (p-gw)	Cloutier (3-8), Hodson (1-12)	1-9	9-10	26-20	17,351
12	11/6 @ PIT	W, 7-4	4-6-1-1	Richer, Sillinger, Martins, Gusev, Lecavalier (p-gw), Modin, Drulia (s-e)	Cloutier	1-1	4-5	24-37	13,698
13	11/7 vs DET	W, 3-2	5-6-1-1	Modin, Gratton (p), Tucker (gw)	Hodson	1-5	4-4	27-33	19,758+
14	11/9 @ WSH	L, 1-2	5-7-1-1	Petrovicky	Cloutier (2-38), Hodson (0-0)	0-7	5-5	29-38	10,021
15	11/12 vs BUF	W, 4-2	6-7-1-1	Martins (s), Sillinger (p), Kubina (gw), Tucker	Cloutier	1-5	3-3	28-30	14,035
16	11/13 @ CAR	L, 2-4	6-8-1-1	Guolla, Sillinger	Cloutier (2-2), Cloutier (2-19)	0-3	2-4	21-21	10,288
17	11/17 @ ATL	L, 4-5	6-9-1-1	Modin, Gardiner, Clymer (p), Johansson	Cloutier (5-31), Hodson (0-0)	1-7	6-7	24-31	17,355
18	11/18 vs PIT	W, 2-1	7-9-1-1	Petrovicky, Kubina (gw)	Hodson	0-3	6-6	18-27	15,756
19	11/20 @ PHI	L, 1-4	7-10-1-1	Zyuzin	Hodson	0-3	4-5	18-26	19,617
20	11/22 vs PHI	W, 4-1	8-10-1-1	Drulia, Lecavalier (p-gw), Svoboda (p), Gratton (e)	Bierk	2-6	4-5	17-31	13,912
21	11/24 vs NYR	L, 3-6	8-11-1-1	Gratton, Clymer (p), Modin (p)	Cloutier	2-6	4-5	27-31	14,020
22	11/26 vs CAR	T, 3-3*	8-11-2-1	Lecavalier (p), Cullimore, Zyuzin	Hodson	1-2	1-3	30-21	14,344
23	11/28 vs ANA	L, 2-3*	8-11-2-2	Petrovicky, Svoboda (p)	Cloutier	1-9	4-4	25-27	13,131
24	12/1 @ BUF	W, 4-2	9-11-2-2	Kesa, Kesa, Tucker (gw), Tucker (e)	Cloutier	0-4	2-2	33-35	12,047
25	12/2 @ PHO	L, 1-3	9-12-2-2	Simpson	Cloutier (3-36), Hodson (0-0)	0-2	4-4	18-36	13,522
26	12/4 @ LA	T, 3-3*	9-12-3-2	Warriner, Gratton (p), Drulia (gt)	Cloutier (3-37), Hodson (0-0)	1-4	3-4	31-37	17,407
27	12/6 @ SJ	T, 3-3*	9-12-4-2	Tucker, Sillinger, Petrovicky	Cloutier	0-4	4-8	27-31	16,103
28	12/10 vs CAR	W, 3-2	10-12-4-2	Lecavalier, Drulia, Gratton (gw)	Cloutier	0-3	4-5	22-30	12,974
29	12/14 vs NSH	T, 4-4*	10-12-5-2	Sillinger (s), Lecavalier, Sillinger, Guolla (p)	Cloutier (3-8), Hodson (1-15)	0-3	1-2	32-23	12,144
30	12/18 @ PHI	L, 0-4	10-13-5-2	Hodson	Cloutier (1-5), Hodson (1-15)	0-6	3-4	29-29	19,559
31	12/19 @ NYR	L, 4-5*	10-13-5-3	Sillinger (s), Mara (p), Modin, Guolla (p)	Cloutier	2-6	3-5	37-29	18,200
32	12/21 vs TOR	L, 2-4	10-14-5-3	Tucker, Richer	Cloutier	0-3	3-4	32-34	17,247
33	12/23 @ PIT	L, 3-4	10-15-5-3	Tucker, Tucker, Mara	Cloutier	0-3	5-6	37-22	16,043
34	12/26 @ ATL	L, 3-6	10-16-5-3	Guolla, Gratton, Kubina	Hodson	1-5	4-4	24-26	18,545
35	12/27 vs FLA	L, 1-6	10-17-5-3	Kesa (s)	Cloutier	0-4	4-6	21-31	16,802
36	1/1 @ FLA	L, 5-7	10-18-5-3	Lecavalier, Modin, Guolla, Lecavalier, Gratton	Hodson (6-28), Cloutier (0-0)	0-3	3-4	28-29	17,802
37	1/5 @ VAN	T, 3-3*	10-18-6-3	Modin, Kubina (p), Muir	Cloutier	1-5	8-8	27-38	12,752
38	1/7 @ EDM	L, 1-5	10-19-6-3	Modin	Cloutier (4-31), Hodson (1-6)	0-3	1-2	28-37	14,212
39	1/8 @ CGY	L, 2-3*	10-19-6-4	Sillinger, Gratton	Cloutier	0-2	3-4	17-38	14,564
40	1/11 vs NJ	L, 5-6	10-20-6-4	Petrovicky, Gardiner, Sillinger (p), Warriner, Mara	Cloutier	1-4	3-5	26-31	13,136
41	1/13 vs NYI	W, 4-2	11-20-6-4	Petrovicky, Lecavalier (p), Sillinger (p-gw), Tucker (e)	Cloutier	2-6	5-5	31-31	14,421
42	1/15								

1998-1999 STATS

1998-1999 INDIVIDUAL SCORING (19-54-9, 47 pts., 4th Southeast Division)

PLAYERS

PLAYER	GP	G	A	PTS	PIM	+/-	PP	SH	GW	GT	S
Darcy Tucker	82	21	22	43	176	-34	8	2	3	0	178
Chris Gratton (TOT)	78	8	26	34	143	-28	1	0	1	1	181
(TB)	52	7	19	26	102	-20	1	0	1	1	127
(PHI)	26	1	7	8	41	-8	0	0	0	0	54
Stephane Richer	64	12	21	33	22	-10	3	2	1	0	139
Vincent Lecavalier*	62	13	15	28	23	-19	2	0	2	1	125
Petr Svoboda (TOT)	59	5	18	23	81	1	1	1	1	0	83
(TB)	34	1	16	17	53	-4	0	0	0	0	46
(PHI)	25	4	2	6	28	5	1	1	1	0	37
Pavel Kubina*	68	9	12	21	80	-33	3	1	1	1	119
Colin Forbes (TOT)	80	12	8	20	61	-5	0	1	4	0	117
(TB)	14	3	1	4	10	-5	0	1	0	0	25
(PHI)	66	9	7	16	51	0	0	0	4	0	92
Rob Zamuner	58	8	11	19	24	-15	1	1	2	0	89
Cory Cross	67	2	16	18	92	-25	0	0	0	0	96
Alexandre Daigle (TOT)	63	9	8	17	4	-13	4	0	1	2	82
(TB)	32	6	6	12	2	-12	3	0	0	2	56
(PHI)	31	3	2	5	2	-1	1	1	1	0	26
Jassen Cullimore	67	4	10	14	8	-9	1	0	0	0	33
Michael Nylander (TOT)	24	2	7	9	6	-10	0	0	0	0	26
(TB)	9	2	3	5	2	1	0	0	0	0	7
(CGY)	15	0	4	4	4	0	0	0	0	0	19
Mike Sillinger (TOT)	79	8	5	13	36	-29	0	2	0	0	92
(TB)	54	6	2	10	28	-20	0	2	0	0	69
(PHI)	25	0	3	3	8	-9	0	0	0	0	23
Sergey Gusev* (TOT)	6	1	7	8	16	-3	0	0	1	0	46
(TB)	14	0	4	5	6	-8	0	0	1	0	16
(DAL)	22	1	3	4	6	5	0	0	0	1	40
David Wilkie	46	1	7	8	69	-19	0	0	0	0	35
Robert Petrovicky	28	3	4	7	6	-8	0	0	0	0	32
Mike McBain	37	0	6	6	14	-11	0	0	0	0	22
Kjell Samuelsson	46	1	4	5	38	-6	0	0	0	0	22
Steve Kelly	34	1	3	4	27	-15	0	0	0	1	15
Corey Schwab	40	0	4	4	4	0	0	0	0	0	0
Michal Sykora	10	1	2	3	0	-7	0	0	1	0	24
Drew Bannister	21	1	2	3	24	-4	0	0	0	0	29
Jason Bonsignore	23	0	3	3	8	-4	0	0	0	0	12
Paul Mara*	1	1	1	2	0	-3	1	0	0	0	1
Andrei Skopintsev	19	1	1	2	10	1	0	0	0	0	17
Karel Betik*	3	0	2	2	2	-3	0	0	0	0	2
Corey Spring	8	0	1	1	2	0	0	0	0	0	6
Paul Ysebaert	10	0	1	1	2	0	0	0	0	0	0
Daren Puppa	13	0	1	1	0	0	0	0	0	0	0
Zac Bierk*	1	0	0	0	0	0	0	0	0	0	0
Xavier Delisle*	2	0	0	0	0	0	0	0	0	0	1
John Cullen	4	0	0	0	2	-2	0	0	0	0	3
Derek Wilkinson*	5	0	0	0	0	0	0	0	0	0	0
Mario Larocque*	5	0	0	0	16	-4	0	0	0	0	3
Kevin Hodson (TOT)	9	0	0	0	0	0	0	0	0	0	0
(TB)	5	0	0	0	0	0	0	0	0	0	0
(DET)	4	0	0	0	0	0	0	0	0	0	0

TRADED PLAYERS

PLAYER	GP	G	A	PTS	+/-	PIM	PP	SH	GW	GT	S
Wendel Clark (TB)	65	28	14	42	35	-25	11	0	2	1	171
Benoit Hogue (TB)	62	11	14	25	50	-12	2	0	3	0	101
Craig Janney (TB)	38	4	18	22	10	-13	2	0	0	1	36
Alexander Selivanov (TB)	43	6	13	19	18	-8	1	0	0	0	120
Mikael Renberg (TB)	20	4	8	12	4	-2	2	0	0	0	42
Sandy McCarthy (TB)	67	5	7	12	135	-22	1	0	0	0	89
Daymond Langkow (TB)	22	4	6	10	15	0	1	0	1	0	40
Mikael Andersson (TB)	40	2	3	5	4	-8	0	0	0	0	40
Brent Peterson (TB)	20	2	1	3	0	-2	0	0	0	0	16
Kari Dykhuis (TB)	33	2	1	3	8	-21	0	0	0	0	27
Enrico Ciccone (TB)	16	1	1	2	24	-1	0	0	0	0	9
Andrei Nazarov (TB)	26	2	0	2	43	-5	0	0	0	0	18
Sami Helenius* (TB)	4	1	0	1	15	-3	0	1	0	0	3

GOALTENDERS

GOALTENDER	GP	MIN	AVG	W	L	T	EN	SO	GA	SVS	SV%
Zac Bierk*	1	59	2.03	0	1	0	0	0	2	21	.905
Kevin Hodson (TOT)	9	413	2.91	2	3	1	0	0	20	197	.898
(TB)	5	238	2.77	2	1	1	0	0	11	118	.907
(DET)	4	175	3.09	0	2	0	0	0	9	79	.886
Daren Puppa	13	691	2.87	5	6	1	1	2	33	350	.906
Derek Wilkinson*	5	253	3.08	1	3	1	0	0	13	128	.899
Corey Schwab	40	2146	3.52	8	25	3	2	0	126	1153	.891

TRADED GOALTENDERS

GOALTENDER	GP	MIN	AVG	W	L	T	EN	SO	GA	SVS	SV%
Bill Ranford (TB)	32	1568	3.90	3	18	3	2	1	102	858	.881

1998-1999 GAME-BY-GAME RESULTS

#	OPPONENT	RESULT	RECORD	SCORERS	GOALTENDER(S)	PP	PK	SF-SA	ATTEND.
1	10/9 @ FLA	L, 1-5	0-1-0	Cullimore	Ranford	0-6	3-3	29-36	19,200
2	10/10 @ CAR	T, 4-4*	0-1-1	Clark, Clark (p), Cullimore, Janney (gt)	Puppa	1-5	6-9	25-34	8,195
3	10/14 vs. NYI	L, 0-2	0-2-1	-----	Puppa	0-4	5-5	22-23	11,753

#	OPPONENT	RESULT	RECORD	SCORERS	GOALTENDER(S)	PP	PK	SF-SA	ATTEND.
4	10/16 vs. PHI	L, 2-5	0-3-1	Clark, Richer	Puppa	0-5	3-5	26-36	13,065
5	10/18 vs. WSH	L, 1-4	0-4-1	Andersson	Ranford	0-6	4-4	32-32	7,715
6	10/21 vs. PIT	W, 5-0	1-4-1	Tucker (p-gw), Tucker, Selivanov, Zamuner, Clark (p)	Puppa	2-4	5-5	18-28	9,073
7	10/23 vs. LA	W, 3-2	2-4-1	Tucker (s), Renberg, Kubina (gw)	Ranford	0-6	4-4	38-39	8,708
8	10/25 vs. VAN	W, 3-2	3-4-1	Lecavalier, Clark, Cullimore (p-gw)	Puppa	1-4	5-5	26-17	8,315
9	10/28 @ ANA	L, 3-5	3-5-1	Renberg (p), Cross, Clark (p)	Puppa (4-21), Ranford (0-9)	2-9	4-5	45-31	13,915
10	10/30 @ LA	W, 3-0	4-5-1	Langkow (gw), Tucker (e), Cross (e)	Puppa	0-4	4-4	28-27	10,968
11	10/31 @ SJ	L, 1-6	4-6-1	Lecavalier	Ranford	1-8	4-5	21-31	16,371
12	11/4 @ WSH	W, 5-2	5-6-1	Clark, Nazarov, Kelly (gw), Clark (p), Langkow (e)	Puppa	1-4	3-4	18-36	12,914
13	11/6 vs. CHI	T, 2-2*	5-6-2	Lecavalier (p), Samuelsson	Ranford	1-5	2-4	24-37	11,974
14	11/8 vs. NJ	W, 3-1	6-6-2	Clark, Sykora (gw), Tucker (e)	Puppa	0-2	2-3	27-35	11,514
15	11/10 vs. NYR	L, 2-10	6-7-2	Langkow (p), Ciccone	Ranford	1-3	4-6	28-30	11,604
16	11/13 @ COL	L, 1-8	6-8-2	Tucker (s)	Puppa (4-22), Ranford (4-23)	0-3	3-7	18-45	16,061
17	11/14 @ PHX	L, 1-4	6-9-2	Tucker	Puppa	0-4	6-6	21-39	16,210
18	11/19 vs. PIT	L, 1-5	6-10-2	Janney	Ranford (5-26), Puppa (0-9)	0-2	4-4	23-25	10,456
19	11/21 @ PIT	L, 2-5	6-11-2	Selivanov, Langkow	Puppa	0-1	5-7	21-32	15,118
20	11/24 vs. BOS	L, 1-4	6-12-2	Peterson	Ranford	0-4	3-4	16-33	9,924
21	11/27 vs. FLA	L, 1-2	6-13-2	Richer (p)	Ranford	1-6	3-3	24-28	11,473
22	11/29 vs. BUF	L, 3-6	6-14-2	Peterson, Tucker (p), Clark	Schwab (2-14), Ranford (4-19)	1-3	3-3	33-33	9,351
23	12/3 @ CGY	L, 1-4	6-15-2	Clark (p)	Schwab	1-4	4-5	30-24	15,203
24	12/4 @ EDM	W, 2-1	7-15-2	Renberg (p), Clark (gw)	Schwab	1-2	5-5	23-35	15,303
25	12/6 @ CHI	L, 5-7	7-16-2	McCarthy, Nazarov, Renberg, Tucker, Clark	Schwab	0-3	2-3	36-30	14,144
26	12/8 vs. OTT	L, 2-4	7-17-2	Hogue (p), Lecavalier	Schwab	1-4	8-8	19-44	10,587
27	12/11 vs. CGY	L, 1-2	7-18-2	Selivanov	Bierk	0-3	0-1	25-21	11,614
28	12/12 @ NYI	W, 2-1*	8-18-2	Dykhuis, Hogue (gw)	Schwab	0-3	3-3	26-35	10,888
29	12/15 @ PIT	L, 2-3*	8-19-2	Janney (p), Clark	Schwab	1-2	3-3	20-32	11,755
30	12/18 vs. EDM	L, 1-4	8-20-2	Dykhuis	Schwab	0-2	6-6	23-38	10,289
31	12/20 @ PHI	T, 2-2*	8-20-3	McCarthy, Clark (gt)	Ranford	0-2	4-5	30-32	19,582
32	12/21 @ BOS	L, 2-3	8-21-3	Janney (p), Lecavalier	Ranford	1-4	5-6	26-34	14,228
33	12/23 @ BUF	L, 0-2	8-22-3	-----	Ranford	0-7	4-5	38-22	17,149
34	12/26 vs. FLA	L, 1-3	8-23-3	Selivanov	Ranford	0-5	2-3	24-35	17,983
35	12/29 vs. NYI	W, 3-0	9-23-3	Lecavalier (gw), McCarthy (p), Selivanov (p)	Ranford	2-4	4-4	17-35	12,349
36	12/30 @ CAR	L, 3-4	9-24-3	Clark (p), Clark (p), Clark	Ranford	2-4	8-9	27-38	7,898
37	1/4 @ TOR	L, 4-5*	9-25-3	Tucker, Lecavalier, Selivanov, Andersson	Ranford	0-2	4-4	29-37	15,726
38	1/7 @ MTL	L, 1-4	9-26-3	Bannister	Ranford	0-4	4-6	20-33	20,532
39	1/8 @ OTT	L, 1-5	9-27-3	Sillinger	Schwab	0-2	5-7	20-35	16,174
40	1/10 @ NYR	L, 2-5	9-28-3	Richer (s), Kubina (p)	Ranford	1-8	4-6	24-27	18,200
41	1/12 vs. TOR	L, 3-4	9-29-3	Clark, McCarthy, Hogue (p)	Ranford	1-4	3-5	24-29	10,224
42	1/15 @ NJ	L, 1-3	9-30-3	Tucker (p)	Schwab	1-3	2-5	20-33	16,037
43	1/16 @ BOS	T, 2-2*	9-30-4	Kubina, Gratton (gt)	Ranford	0-6	4-4	39-28	17,565
44	1/19 vs. BUF	W, 2-1	10-30-4	Wilkie, Zamuner (gw)	Schwab	0-6	3-3	32-15	10,136
45	1/21 @ NSH	W, 3-2	11-30-4	Sillinger (s), Zamuner, Tucker (p-gw)	Ranford	1-4	5-5	26-36	15,252
46	1/26 vs. MTL	L, 1-2	11-31-4	Hogue	Schwab	0-2	3-3	29-29	9,108
47	1/29 vs. DAL	L, 1-4	11-32-4	Clark (p)	Ranford (0-6), Schwab (4-26)	1-5	5-5	32-32	11,928
48	1/30 @ PHI	L, 2-6	11-33-4	Sillinger, Helenius (s)	Schwab	0-4	5-7	21-44	19,653
49	2/2 vs. TOR	L, 0-3	11-34-4	-----	Schwab	0-3	3-5	23-29	9,097
50	2/3 @ WSH	L, 1-10	11-35-4	Sillinger	Schwab (5-26), Ranford (5-20)	0-3	4-6	22-46	11,201
51	2/5 vs. ANA	L, 3-5	11-36-4	Skopintsev, Lecaval					

1997-1998 STATS

1997-1998 INDIVIDUAL SCORING (17-55-10, 44 pts., 7th Atlantic Division)

PLAYERS

PLAYER	GP	G	A	PTS	PIM	+/-	PP	SH	GW	GT	S
Paul Ysebaert	82	13	27	40	32	-43	2	1	0	1	145
Mikael Renberg	68	16	22	38	34	-37	6	3	0	1	175
Alex Selivanov	70	16	19	35	85	-38	4	0	3	1	206
Stephane Richer (TOT)	40	14	15	29	41	-6	5	0	2	0	95
(TB)	26	9	11	20	36	-7	3	0	2	0	71
(MTL)	14	5	4	9	5	1	2	0	0	0	24
Rob Zamuner	77	14	12	26	41	-31	0	3	4	1	126
Daymond Langkow	68	8	14	22	62	-9	2	0	1	0	156
Darcy Tucker (TOT)	74	7	13	20	146	-14	1	1	0	0	63
(TB)	35	6	8	14	89	-8	1	1	0	0	44
(MTL)	39	1	5	6	57	-6	0	0	0	0	19
Sandy McCarthy (TOT)	66	8	10	18	241	-19	1	0	1	0	94
(TB)	14	0	5	5	71	-1	0	0	0	0	26
(CGY)	52	8	5	13	170	-18	1	0	1	0	68
Mikael Andersson	72	6	11	17	29	-4	0	1	1	0	105
Karl Dykhuis	78	5	9	14	110	-8	0	1	0	0	91
Jason Bonsignore*	35	2	8	10	22	-11	0	0	0	0	29
Cory Cross	74	3	6	9	77	-24	0	1	0	0	72
Jody Hull (TOT)	49	4	4	8	8	3	0	1	2	0	51
(TB)	28	2	4	6	4	2	0	0	2	0	28
(FLA)	21	2	0	2	4	1	0	1	0	0	23
Yves Racine	60	0	8	8	41	-23	0	0	0	0	76
Brian Bradley	14	2	5	7	6	-9	2	0	0	0	24
David Wilkie (TOT)	34	2	5	7	21	-22	0	0	1	0	48
(TB)	29	1	5	6	17	-21	0	0	0	0	46
(MTL)	5	1	0	1	4	-1	0	0	1	0	2
Vladimir Vujtek	30	2	4	6	16	-2	0	0	1	0	44
Brent Peterson*	19	5	0	5	2	-2	0	0	0	0	15
Steve Kelly* (TOT)	43	2	3	5	23	-13	1	0	0	0	22
(TB)	24	2	1	3	15	-9	1	0	0	0	17
(EDM)	19	0	2	2	8	-4	0	0	0	0	5
Andrei Nazarov (TOT)	54	2	2	4	170	-13	0	0	0	0	50
(TB)	14	1	1	2	58	-9	0	0	0	0	19
(SJ)	40	1	1	2	112	-4	0	0	0	0	31
Enrico Ciccone (TOT)	39	0	4	4	175	-2	0	0	0	0	22
(TB)	12	0	0	0	45	-3	0	0	0	0	7
(CAR)	14	0	3	3	83	3	0	0	0	0	8
(VAN)	13	0	1	1	47	-2	0	0	0	0	7
Pavel Kubina*	10	1	2	3	22	-1	0	0	0	0	8
Jassen Cullimore (TOT)	28	1	2	3	26	-4	1	0	0	0	18
(TB)	25	1	2	3	22	-4	1	0	0	0	17
(MTL)	3	0	0	0	4	0	0	0	0	0	1
Louie DeBrusk	54	1	2	3	166	-2	0	0	0	0	14
Paul Brousseau	11	0	2	2	27	0	0	0	0	0	6
David Shaw	14	0	2	2	12	-2	0	0	0	0	12
Corey Spring	8	1	0	1	10	-1	0	0	0	0	12
Mike McBain*	27	0	1	1	8	-10	0	0	0	0	17
Mark Fitzpatrick	46	0	1	1	16	0	0	0	0	0	0
Troy Mallette	3	0	0	0	7	0	0	0	0	0	0
Derek Wilkinson*	8	0	0	0	0	0	0	0	0	0	0
Alan Egeland	8	0	0	0	9	0	0	0	0	0	4
Zac Bierk*	13	0	0	0	0	0	0	0	0	0	0
Corey Schwab	16	0	0	0	2	0	0	0	0	0	0
Daren Puppa	26	0	0	0	6	0	0	0	0	0	0

TRADED PLAYERS

PLAYER	GP	G	A	PTS	+/-	PIM	PP	SH	GW	GT	S
Dino Ciccarelli (TB)	34	11	6	17	42	-14	3	0	2	1	104
Roman Hamrlik (TB)	37	3	12	15	22	-18	1	0	0	0	86
Jamie Huscroft (TB)	44	0	3	3	122	-4	0	0	0	0	21
Bryan Marchment (TB)	22	2	4	6	43	-3	0	0	0	0	20
Jeff Norton (TB)	37	4	6	10	26	-25	4	0	0	1	41
Patrick Poulin (TB)	44	2	7	9	19	-3	0	0	0	0	49
Jeff Toms (TB)	13	1	2	3	7	-6	0	0	0	0	14
Igor Ulanov (TB)	45	2	7	9	85	-5	1	0	0	0	32
Mick Vukota (TB)	42	1	0	1	116	0	0	0	0	0	15
Jason Wiemer (TB)	67	8	9	17	132	-9	2	0	0	0	106

GOALTENDERS

GOALTENDER	GP	MIN	AVG	W	L	T	EN	SO	GA	SVS	SV%
Daren Puppa	26	1456	2.72	5	14	6	6	0	66	660	.900
Corey Schwab	16	821	2.92	2	9	1	2	1	40	370	.892
Mark Fitzpatrick	34	1938	3.16	7	24	1	5	1	102	975	.895
Derek Wilkinson*	8	311	3.28	2	4	1	1	0	17	148	.885
Zac Bierk*	13	433	4.16	1	4	1	0	0	30	210	.857

1997-1998 GAME-BY-GAME RESULTS

#	OPPONENT	RESULT	RECORD	SCORERS	GOALTENDER(S)	PP	PK	SF-SA	ATTEND.
1	10/1 vs. CAR	W, 4-2	1-0-0	Ciccarelli, Renberg (p), Ciccarelli (p-gw), Renberg	Puppa	2-10	8-9	27-29	17,808
2	10/3 vs. NJ	L, 3-4	1-1-0	Zamuner (s), Wiemer, Wiemer	Puppa	0-5	3-4	21-27	15,007
3	10/5 vs. BUF	T, 1-1*	1-1-1	Selivanov	Puppa	0-3	4-4	31-30	12,198
4	10/9 @ CHI	W, 4-1	2-1-1	Bradley (p), Langkow (gw), Ulanov, Zamuner (e)	Puppa	1-6	4-4	25-25	18,035
5	10/10 @ DET	L, 0-3	2-2-1	-----	Schwab	0-3	2-3	29-36	19,983
6	10/15 @ FLA	L, 1-2	2-3-1	Dykhuis	Puppa	0-3	6-7	26-27	14,703
7	10/17 vs. PIT	L, 1-4	2-4-1	Norton (p)	Puppa	1-5	4-6	22-27	16,224
8	10/18 @ NJ	L, 0-5	2-5-1	-----	Schwab	0-4	3-5	27-29	17,103
9	10/21 @ PHI	L, 1-7	2-6-1	Ciccarelli	Puppa (3-6), Schwab (4-23)	0-5	5-8	18-29	19,346
10	10/23 @ BOS	T, 2-2*	2-6-2	Vujtek, Zamuner	Schwab	0-5	5-5	27-26	12,470
11	10/24 @ NYR	L, 3-4	2-7-2	Selivanov, Poulin, Wiemer	Schwab	0-4	5-5	27-31	18,200
12	10/26 vs. LA	L, 1-3	2-8-2	Ysebaert	Puppa	0-5	3-4	31-23	13,044
13	10/29 vs. OTT	L, 2-5	2-9-2	Ysebaert (s), Ysebaert	Puppa	0-7	3-5	25-31	10,776
14	11/5 @ ANA	L, 2-5	2-10-2	Renberg, Norton (p)	Puppa	1-3	5-5	34-20	17,067
15	11/6 @ LA	L, 2-5	2-11-2	Renberg, Bradley (p)	Schwab	1-4	4-5	20-20	10,761
16	11/8 @ SJ	L, 1-3	2-12-2	Wiemer (p)	Puppa	1-7	6-6	37-25	17,191
17	11/11 @ PHX	L, 2-5	2-13-2	Hamrlik, Langkow (p)	Puppa	1-6	4-4	23-28	14,524
18	11/14 vs. NYI	L, 1-4	2-14-2	Selivanov (p)	Schwab	1-4	1-3	34-18	17,284
19	11/16 @ PHI	L, 2-3	2-15-2	Selivanov, Selivanov (p)	Puppa	1-6	3-3	21-27	19,433
20	11/17 @ MTL	L, 1-4	2-16-2	Toms	Schwab	0-4	2-3	26-27	20,049
21	11/19 vs. NYR	W, 6-3	3-16-2	Wiemer (p), Renberg, Poulin, Zamuner (gw), Zamuner, Zamuner (e)	Puppa	1-6	4-7	31-24	15,135
22	11/22 vs. CGY	W, 4-3	4-16-2	Selivanov (p), Dykhuis (s), Zamuner, Zamuner (gw)	Puppa	1-4	3-3	21-23	15,176
23	11/26 vs. COL	T, 3-3*	4-16-3	Norton (p), DeBrusk, Selivanov (gt)	Puppa	0-4	3-6	30-38	15,520
24	11/28 @ CAR	L, 0-2	4-17-3	-----	Schwab	0-4	3-3	27-17	8,107
25	11/29 vs. PHI	T, 3-3*	4-17-4	Vukota, Hamrlik (p), Zamuner (gt)	Puppa	1-2	1-6	26-35	16,246
26	12/3 vs. PHX	W, 2-1	5-17-4	Ysebaert, Ciccarelli (gw)	Puppa	0-1	3-3	19-27	16,196
27	12/5 @ BUF	L, 0-4	5-18-4	-----	Puppa (4-14), Schwab (0-4)	0-2	5-5	38-18	12,293
28	12/6 @ NJ	L, 2-4	5-19-4	Hamrlik, Dykhuis	Schwab	0-2	3-4	22-40	17,138
29	12/10 @ DAL	L, 0-3	5-20-4	-----	Puppa	0-3	4-5	12-27	16,108
30	12/13 @ OTT	W, 3-1	6-20-4	Ulanov (p), Zamuner (gw),	Schwab	1-3	4-4	22-23	14,290
31	12/14 @ PHI	L, 0-3	6-21-4	-----	Puppa	0-4	1-6	20-31	19,412
32	12/16 @ PIT	T, 1-1*	6-21-5	Zamuner (s)	Puppa	0-1	1-2	36-20	15,415
33	12/17 vs. BOS	W, 2-0	7-21-5	Vujtek (gw), Ciccarelli (e)	Schwab	0-4	4-4	16-31	13,154
34	12/20 vs. NYR	T, 2-2*	7-21-6	Langkow, Selivanov	Puppa	0-4	3-4	30-39	15,288
35	12/22 vs. STL	T, 2-2*	7-21-7	Ciccarelli, Ciccarelli (gt)	Schwab (1-7), Puppa (1-15)	0-2	2-2	30-20	13,831
36	12/23 @ NYR	L, 1-4	7-22-7	Langkow	Puppa	0-4	3-4	30-33	18,200
37	12/27 vs. BOS	L, 1-3	7-23-7	Zamuner	Puppa (0-6), Schwab (3-16)	0-1	4-5	25-22	17,190
38	12/29 vs. SJ	W, 2-1	8-23-7	Andersson, Ciccarelli (p-gw)	Wilkinson	1-4	6-6	20-30	12,826
39	12/31 vs. NYR	W, 2-0	9-23-7	Zamuner (p), Dykhuis	Schwab (0-14), Wilkinson (0-9)	0-4	4-4	24-23	13,343
40	1/2 vs. FLA	T, 2-2*	9-23-8	Selivanov, Norton (p-gt)	Wilkinson	1-3	4-5	28-27	12,642
41	1/3 vs. ANA	L, 1-4	9-24-8	Ysebaert	Wilkinson (2-12), Bierk (2-25)	0-4	4-4	25-37	14,221
42	1/7 vs. TOR	L, 2-5	9-25-8	Ciccarelli (p), Ciccarelli Bierk (2-11)	Wilkinson (3-16),	1-5	2-5	36-27	11,310
43	1/9 @ NJ	L, 1-4	9-26-8	Ciccarelli	Bierk (4-20), Wilkinson (0-7)	0-5	3-4	18-27	19,040
44	1/11 vs. PHI	L, 2-5	9-27-8	Andersson (s), Kelly (p)	Wilkinson	1-7	5-7	37-34	13,355
45	1/12 vs. MTL	L, 3-6	9-28-8	Ysebaert, Langkow, Renberg	Wilkinson (5-14), Bierk (1-17)	1-6	5-6	25-31	10,205
46	1/14 vs. NYI	L, 1-7	9-29-8	Renberg	Bierk	0-5	2-3	22-34	10,906
47	1/21 vs. WSH	L, 2-3*	9-30-8	Selivanov, Wiemer	Fitzpatrick	0-4	4-4	26-30	12,175
48	1/23 @ BUF	L, 1-4	9-31-8	Marchment	Fitzpatrick	0-3	5-5	36-36	14,012
49	1/24 @ TOR	L, 2-5	9-32-8	Langkow, Andersson	Fitzpatrick	1-3	2-4	17-32	15,726
50	1/26 @ OTT	L, 1-2	9-33-8	Richer	Fitzpatrick	0-2	2-3	27-32	13,804
51	1/28 vs. CAR	L, 2-3	9-34-8	Marchment, Kelly	Fitzpatrick	0-1	3-3	30-35	10,815
52	1/31 @ FLA	L, 0-2	9-35-8	-----	Fitzpatrick	0-6	4-4	27-33	14,703
53	2/4 @ BUF	L, 3-7	9-36-8	Zamuner, Cross (s), Peterson	Fitzpatrick (6-22), Bierk (1-10)	0-6	4-4	38-32	10,137
54	2/4 @ CAR	T, 3-3*	9-36-9	Peterson, Renberg (s), Tucker	Fitzpatrick	0-3	5-6	24-44	8,304
55	2/5 vs. DET	W, 4-5	10-37-9	Cross, Ysebaert, Bonsignore, Renberg	Fitzpatrick	0-4	1-4	28-31	16,257
56	2/7 @ WSH	W, 4-3	10-37-9	Tucker, Ysebaert, Wiemer, Richer (gw)	Fitzpatrick	0-4	4-5		

1996-1997 STATS

1996-1997 INDIVIDUAL SCORING (32-40-10, 74 pts., 6th Atlantic Division)

PLAYERS

PLAYER	GP	G	A	PTS	PIM	+/-	PP	SH	GW	GT	S
Chris Gratton	82	30	32	62	201	-28	9	0	4	0	230
Dino Ciccarelli	77	35	25	60	116	-11	12	0	6	0	229
John Cullen	70	18	37	55	95	-14	5	0	2	1	116
Rob Zamuner	82	17	33	50	56	3	0	4	3	0	216
Roman Hamrlík	79	12	28	40	57	-29	6	0	0	1	238
Shawn Burr	74	14	21	35	106	5	1	0	3	0	128
Alex Selivanov	69	15	18	33	61	-3	3	0	4	0	187
Daymond Langkow*	79	15	13	28	35	1	3	1	1	1	170
Patrick Poulin	73	12	14	26	56	-16	2	3	1	0	124
Bill Houlder	79	4	21	25	30	16	0	0	2	0	116
Brian Bradley	35	7	17	24	16	2	1	2	1	0	93
Mikael Andersson	70	5	14	19	8	1	0	3	1	0	102
Jeff Norton (TOT)	75	2	16	18	58	-7	0	0	0	0	81
(TB)	13	0	5	5	16	0	0	0	0	0	13
(EDM)	62	2	11	13	42	-7	0	0	0	0	68
Paul Ysebaert	39	5	12	17	4	1	2	0	0	0	91
Jason Wiemer	63	9	5	14	134	-13	2	0	0	0	103
David Shaw	57	1	10	11	72	1	0	0	0	0	59
Jeff Toms*	34	2	8	10	10	2	0	0	1	0	53
Cory Cross	72	4	5	9	95	6	0	0	2	0	75
Igor Ulanov	59	1	7	8	108	2	0	0	0	1	56
Rudy Poeschek	60	0	6	6	120	-3	0	0	0	0	30
Jamie Huscroft (TOT)	52	0	5	5	151	-2	0	0	0	0	40
(TB)	13	0	1	1	34	-4	0	0	0	0	7
(CGY)	39	0	4	4	117	2	0	0	0	0	33
Brantt Myhres*	47	3	1	4	136	1	0	0	1	0	13
Brent Peterson*	17	2	0	2	4	-4	0	0	0	0	11
Corey Schwab*	31	0	1	1	10	0	0	0	0	0	0
Rick Tabaracci (TOT)	62	0	1	1	12	0	0	0	0	0	0
(TB)	55	0	1	1	12	0	0	0	0	0	0
(CGY)	7	0	0	0	0	0	0	0	0	0	0
Allan Egeland	4	0	0	0	5	-3	0	0	0	0	1
Derek Wilkinson*	5	0	0	0	0	0	0	0	0	0	0
Daren Puppa	6	0	0	0	2	0	0	0	0	0	0
Paul Brousseau*	6	0	0	0	0	-4	0	0	0	0	3
Jay Wells	21	0	0	0	13	-3	0	0	0	0	16

TRADED PLAYERS

PLAYER	GP	G	A	PTS	+/-	PIM	PP	SH	GW	GT	S
Drew Bannister (TB)	64	4	13	17	44	-21	1	0	0	0	57
Brian Bellows (TB)	7	1	2	3	0	-4	0	0	0	0	17
Aaron Gavey (TB)	16	1	2	3	12	-1	0	0	0	0	8
Craig Wolanin (TB)	15	0	0	0	8	-9	0	0	0	0	12

GOALTENDERS

GOALTENDER	GP	MIN	AVG	W	L	T	EN	SO	GA	SVS	SV%
Daren Puppa	6	325	2.58	1	1	2	1	0	14	150	.907
Rick Tabaracci (TOT)	62	3373	2.70	22	29	6	5	5	152	1570	.903
(TB)	55	3012	2.75	20	25	6	5	4	138	1415	.902
(CGY)	7	361	2.33	2	4	0	0	1	14	155	.910
Corey Schwab*	31	1462	3.04	11	12	1	2	2	74	719	.897
Derek Wilkinson*	5	169	4.26	0	2	1	1	0	12	72	.830

1996-1997 GAME-BY-GAME RESULTS

#	OPPONENT	RESULT	RECORD	SCORERS	GOALTENDER(S)	PP	PK	SF-SA	ATTEND.
1	10/5 @ PIT	W, 4-3*	1-0-0	Zamuner, Ciccarelli, Cullen, Burr (gw)	Puppa	0-5	1-1	43-24	17,204
2	10/11 @ WSH	L, 2-6	1-1-0	Gavey, Bradley	Schwab (5-30), Wilkinson (1-1)	0-7	5-7	23-31	11,796
3	10/12 @ TOR	W, 7-4	2-1-0	Burr, Selivanov, Gratton, Gratton, Bradley (gw), Cullen, Gratton (e)	Schwab	0-4	3-3	38-33	15,726
4	10/15 @ BUF	W, 4-0	3-1-0	Ciccarelli (p-gw), Ciccarelli, Bannister, Wiemer	Schwab	1-5	6-6	30-22	13,371
5	10/20 vs. NYR	W, 5-2	4-1-0	Bradley, Ciccarelli, Selivanov (gw), Hamrlík (p), Gratton (e)	Schwab	1-4	3-4	34-26	20,543+
6	10/22 @ NYI	W, 6-3	5-1-0	Selivanov, Poulin, Cullen, Ciccarelli (p-gw), Bradley (p) Bradley (s-e)	Schwab	2-3	2-3	29-16	7,081
7	10/24 vs. OTT	L, 2-5	5-2-0	Burr, Cullen	Schwab	0-5	6-6	34-28	16,286
8	10/26 vs. NJ	L, 1-4	5-3-0	Burr	Schwab	0-1	3-3	31-30	16,297
9	10/29 vs. CHI	T, 2-2*	5-3-1	Ciccarelli (p), Ciccarelli	Schwab	1-5	5-5	35-40	15,200
10	10/31 vs. PHI	L, 3-4	5-4-1	Bradley, Ciccarelli, Bellows	Schwab	0-4	5-5	28-23	14,007

#	OPPONENT	RESULT	RECORD	SCORERS	GOALTENDER(S)	PP	PK	SF-SA	ATTEND.
11	11/2 @ NJ	L, 1-2	5-5-1	Andersson	Schwab	0-4	5-7	28-26	14,491
12	11/4 @ NYR	W, 5-3	6-5-1	Wiemer (p), Ciccarelli (p), Hamrlík Selivanov (gw), Ciccarelli (e)	Schwab	2-6	5-6	38-44	18,200
13	11/6 vs. WSH	L, 1-2	6-6-1	Bannister	Schwab	0-4	3-3	17-26	14,609
14	11/8 vs. PIT	T, 5-5*	6-6-2	Poulin, Ciccarelli (p), Ciccarelli, Ciccarelli (p), Cullen (p-gt)	Schwab (4-13), Wilkinson (1-20)	3-9	2-5	42-33	19,675
15	11/10 @ DET	L, 2-4	6-7-2	Peterson, Poulin (s)	Wilkinson	0-5	1-4	33-23	19,983
16	11/14 @ STL	L, 3-5	6-8-2	Peterson, Gratton (p), Selivanov, Gratton (p), Zamuner	Schwab (4-27), Wilkinson (1-1)	1-5	2-3	25-28	14,615
17	11/16 @ NJ	L, 3-6	6-9-2	Selivanov, Gratton (p), Zamuner	Wilkinson	1-2	1-2	28-28	18,024
18	11/19 vs. LA	W, 3-0	7-9-2	Langkow (gw), Cullen, Zamuner (s)	Schwab	0-6	5-5	34-31	16,456
19	11/23 vs. PHI	L, 1-2	7-10-2	Ciccarelli	Schwab	0-3	6-7	21-34	19,886+
20	11/25 @ MTL	L, 2-4	7-11-2	Gratton, Zamuner	Tabaracci	0-6	4-5	41-30	20,685
21	11/27 vs. BUF	L, 0-3	7-12-2	-----	Tabaracci	0-5	3-3	32-20	16,360
22	11/29 vs. DAL	L, 1-2	7-13-2	Burr	Tabaracci	0-5	1-2	30-22	17,061
23	11/30 vs. HFD	L, 3-6	7-14-2	Myhres, Burr (p), Zamuner	Schwab	1-6	3-6	28-30	16,375
24	12/4 @ ANA	L, 1-3	7-15-2	Hamrlík	Tabaracci	0-3	3-3	24-38	15,838
25	12/5 @ LA	W, 2-1	8-15-2	Poulin, Selivanov (p-gw)	Tabaracci	1-3	5-6	32-29	11,610
26	12/7 @ SJ	W, 4-3	9-15-2	Selivanov, Poulin (s), Zamuner, Cross (gw)	Tabaracci	1-5	1-1	28-23	17,442
27	12/12 vs. EDM	T, 2-2*	9-15-3	Zamuner, Hamrlík (p-gt)	Tabaracci	1-6	0-2	44-34	13,925
28	12/14 vs. NYI	W, 4-1	10-15-3	Gratton (p), Burr (gw), Selivanov, Gratton	Tabaracci	3-6	3-3	36-18	16,230
29	12/16 @ MTL	W, 4-2	11-15-3	Cullen, Gratton, Andersson (gw), Gratton (e)	Tabaracci	0-3	4-4	41-20	20,240
30	12/18 @ BUF	L, 3-5	11-16-3	Hamrlík, Ciccarelli, Bannister	Tabaracci	0-3	2-2	32-25	13,549
31	12/19 @ BOS	L, 0-3	11-17-3	-----	Tabaracci	0-4	5-5	34-25	14,636
32	12/21 @ HFD	L, 5-6*	11-18-3	Ciccarelli (p), Bradley, Cullen, Poulin (p), Langkow	Schwab (3-13), Tabaracci (3-22)	2-5	5-7	32-35	12,082
33	12/23 vs. WSH	L, 1-3	11-19-3	Langkow	Tabaracci	0-2	4-5	24-34	17,536
34	12/26 vs. FLA	T, 3-3*	11-19-4	Poulin (p), Langkow, Langkow (s)	Tabaracci	1-4	3-4	34-38	20,150+
35	12/28 vs. MTL	T, 4-4*	11-19-5	Ciccarelli (p), Selivanov, Toms, Cullen (p)	Tabaracci	2-3	4-6	34-33	18,779
36	12/31 vs. NYR	W, 4-2	12-19-5	Gratton (p), Selivanov, Cullen (p-gw), Hamrlík (e)	Tabaracci	2-3	4-4	33-27	19,807+
37	1/3 vs. ANA	W, 3-2	13-19-5	Ciccarelli (p), Langkow, Gratton (gw)	Tabaracci	1-2	3-3	38-26	17,769
38	1/4 @ PIT	L, 3-7	13-20-5	Gratton, Langkow, Bannister (p)	Tabaracci (2-4), Schwab (5-20)	1-4	3-5	31-24	17,720
39	1/6 @ OTT	W, 4-3	14-20-5	Selivanov, Langkow, Burr, Houlder (gw)	Tabaracci	0-3	4-5	26-25	11,329
40	1/8 @ NYR	W, 4-3	15-20-5	Gratton (p), Selivanov, Burr, Poulin (gw)	Tabaracci	1-3	1-2	31-35	18,200
41	1/9 @ PHI	W, 3-1	16-20-5	Poulin, Ciccarelli (gw), Poulin (e)	Schwab	0-4	6-6	31-31	19,106
42	1/11 vs. NYI	T, 4-4*	16-20-6	Zamuner, Andersson, Cullen, Ulanov (gt)	Tabaracci	0-2	1-5	36-26	19,783+
43	1/13 @ CHI	W, 2-0	17-20-6	Cullen (gw), Zamuner	Tabaracci	0-3	0-5	26-27	17,820
44	1/15 @ COL	L, 2-4	17-21-6	Ysebaert, Langkow (p)	Tabaracci	1-5	4-6	29-33	16,061
45	1/21 vs. COL	W, 3-2*	18-21-6	Selivanov, Gratton, Houlder (gw)	Tabaracci	0-5	2-2	42-17	18,608
46	1/25 @ FLA	L, 2-3	18-22-6	Burr, Houlder	Tabaracci (3-12), Schwab (0-6)	0-3	2-2	30-18	14,703
47	1/27 @ OTT	L, 3-5	18-23-6	Burr, Burr, Hamrlík	Tabaracci	1-4	7-8	27-31	13,283
48	1/30 vs. MTL	L, 1-4	18-24-6	Cullen	Schwab	0-3	4-4	31-36	17,328
49	2/1 vs. BOS	L, 0-3	18-25-6	-----	Tabaracci	0-5	3-3	25-27	17,517
50	2/4 @ PHX	W, 2-0	19-25-6	Gratton (gw), Wiemer	Tabaracci	0-2	4-4	19-21	14,403
51	2/5 @ DAL	L, 0-4	19-26-6	-----	Tabaracci	0-0	0-1	28-31	15,568
52	2/8 vs. BUF	L, 1-3	19-27-6	Hamrlík	Tabaracci	1-5	3-4	32-25	18,382
53	2/12 @ FLA	L, 2-5	19-28-6	Cross, Ciccarelli	Tabaracci	0-4	5-7	22-34	14,703
54	2/14 @ WSH	L, 4-5*	19-29-6	Ciccarelli, Cullen, Houlder, Ysebaert (p)	Puppa (4-18), Tabaracci (1-6)	1-4	3-5	25-24	18,130
55	2/15 vs. WSH	W, 4-1	20-29-6	Ciccarelli, Cross (gw), Poulin, Wiemer (p)	Tabaracci	1-5	10-10	24-39	17,656
56	2/17 vs. DET	T, 3-3*	20-29-7	Shaw, Zamuner, Langkow (gt)	Tabaracci	0-4	4-5	29-35	19,579
57	2/20 vs. PHI	W, 5-2	21-29-7	Langkow (p), Gratton, Ciccarelli (gw), Hamrlík, Wiemer (e)	Tabaracci	1-6	6-7	40-30	18,401
58	2/22 vs. NJ	W, 3-1	22-29-7	Selivanov (p), Gratton (gw), Ciccarelli (e)	Tabaracci	1-3	3-3	25-26	15,002
59	2/23 vs. SJ	W, 4-3	23-29-7	Wiemer, Hamrlík, Wiemer, Myhres (gw)	Tabaracci (2-11), Schwab (1-15)	0-4	5-5	33-26	15,590
60	2/25 vs. STL	W, 3-2	24-29-7	Andersson, Langkow, Ciccarelli (p-gw)	Tabaracci	1-3	3-3	29-35	16,439
61	2/27 @ BOS	L, 2-6	24-30-7	Langkow, Gratton	Tabaracci (3-13), Schwab (3-17)	0-5	3-4	33-30	14,589
62	3/1 vs. FLA	W, 2-0	25-30-7	Gratton (p-gw), Ciccarelli	Tabaracci	1-7	5-5	30-24	19,517
63	3/4 @ NYI	W, 6-3	26-30-7	Ciccarelli, Gratton, Cullen (p), Zamuner (gw), Ciccarelli, Gratton (e)	Tabaracci	1-4	4-4	28-31	10,253
64	3/6 vs. PHX	L, 0-5	26-31-7	-----	Tabaracci (4-22), Schwab (1-12)	0-3	3-5	30-34	15,335
65	3/8 vs. BOS	L, 4-6	26-32-7	Ysebaert, Ciccarelli (p), Hamrlík (p), Langkow (p)	Tabaracci	3-8	5-5	34-27	16,138
66	3/9 vs. CGY	W, 2-1*	27-32-7	Hamrlík (p), Zamuner (gw)	Schwab	1-5	5-5	34-45	15,636
67	3/13 vs. NYI	L, 0-3	27-33-7	-----	Schwab (3-13), Tabaracci (0-19)	0-5	4-5	24-32	17,414
68	3/15 vs. VAN	L, 2-5	27-34-7	Ciccarelli, Wiemer	Tabaracci	0-6	6-6	39-48	16,747
69	3/16 vs. TOR	L, 1-3	27-35-7	Myhres	Tabaracci	0-4	2-2	40-25	16,843
70	3/19 @ EDM								

1995-1996 STATS

1995-1996 INDIVIDUAL SCORING (38-32-12, 88 pts., 6th Atlantic Division, Conf. Quarterfinals)

PLAYERS

PLAYER	GP	G	A	PTS	PIM	+/-	PP	SH	GW	GT	S
Brian Bradley	75	23	56	79	77	-11	9	0	5	0	189
Roman Hamrlík	82	16	49	65	103	-24	12	0	2	3	281
Alex Selivanov	79	31	21	52	93	3	13	0	5	2	215
Petr Klíma	67	22	30	52	68	-25	8	0	3	2	164
John Cullen	76	16	34	50	65	1	8	0	3	0	152
Brian Bellows	79	23	26	49	39	-14	13	0	4	0	190
Chris Gratton	82	17	21	38	105	-13	7	0	3	0	183
Rob Zamuner	72	15	20	35	62	11	0	3	4	0	152
Paul Ysebaert	55	16	15	31	16	-19	4	1	1	0	135
Shawn Burr	81	13	15	28	119	4	1	0	2	0	122
Bill Houlder	61	5	23	28	22	1	3	0	0	1	90
Mikael Andersson	64	8	11	19	2	0	0	0	1	0	104
Jason Wiemer	66	9	9	18	81	-9	4	0	1	0	89
Patrick Poulin (TOT)	46	7	9	16	16	7	1	0	0	1	51
(TB)	8	0	1	1	0	0	0	0	0	0	11
(CHI)	38	7	8	15	16	7	1	0	0	1	40
Cory Cross	75	2	14	16	66	4	0	0	0	0	57
Aaron Gavey*	73	8	4	12	56	-6	1	1	2	0	65
Michel Petit (TOT)	54	4	8	12	135	-11	0	0	1	0	68
(TB)	45	4	7	11	108	-10	0	0	1	0	56
(LA)	9	0	1	1	27	-1	0	0	0	0	12
Igor Ulanov (TOT)	64	3	9	12	116	11	0	0	1	0	37
(TB)	11	2	1	3	24	-1	0	0	1	0	13
(CHI)	53	1	8	9	92	12	0	0	0	0	24
David Shaw	66	1	11	12	64	5	0	0	0	0	90
John Tucker	63	3	7	10	18	-8	0	1	0	0	53
Rudy Poeschek	57	1	3	4	88	-2	0	0	0	0	36
Adrien Plavsic	7	1	2	3	6	5	0	0	0	0	4
Daymond Langkow*	4	0	1	5	0	-1	0	0	0	0	4
Drew Bannister*	13	0	1	1	4	-1	0	0	0	0	10
Daren Puppa	57	0	1	1	4	0	0	0	0	0	0
Jeff Toms*	1	0	0	0	0	0	0	0	0	0	1
Derek Wilkinson*	4	0	0	0	2	0	0	0	0	0	0
Allan Egeland*	5	0	0	0	2	0	0	0	0	0	1
J.C. Bergeron	12	0	0	0	0	0	0	0	0	0	0
Chris LiPuma	21	0	0	0	13	-7	0	0	0	0	8
Jeff Reese	26	0	0	0	0	0	0	0	0	0	0

TRADED PLAYERS

PLAYER	GP	G	A	PTS	+/-	PIM	PP	SH	GW	GT	S
Eric Charron (TB)	14	0	0	0	18	-6	0	0	0	0	11
Enrico Ciccone (TB)	55	2	3	5	258	-4	0	0	0	0	48
Steven Finn (TB)	16	0	0	0	24	-6	0	0	0	0	12
Bob Halkidis (TB)	3	0	0	0	7	-1	0	0	0	0	0

GOALTENDERS

GOALTENDER	GP	MIN	AVG	W	L	T	EN	SO	GA	SVS	SV%
Daren Puppa	57	3189	2.46	29	16	9	2	5	131	1605	.918
Jeff Reese (TOT)	26	1269	3.22	9	10	1	2	1	68	634	.893
(TB)	19	994	3.26	7	7	1	2	0	54	464	.884
(HFD)	7	275	3.05	2	3	0	0	1	14	170	.918
J.C. Bergeron	12	595	4.24	2	6	2	2	0	42	250	.832
Derek Wilkinson*	4	200	4.50	0	3	0	0	0	15	105	.857

1995-1996 GAME-BY-GAME RESULTS

#	OPPONENT	RESULT	RECORD	SCORERS	GOALTENDER(S)	PP	PK	SF-SA	ATTEND.
1	10/7 vs. CGY	T, 3-3*	0-0-1	Klíma (p), Gratton (p), Selivanov (p)	Puppa	3-8	5-6	32-24	22,735
2	10/12 vs. MTL	W, 3-1	1-0-1	Klíma (p), Klíma (gw), Cullen	Puppa	1-9	9-10	30-35	15,139
3	10/14 @ WSH	L, 0-2	1-1-1	-----	Bergeron	0-7	5-5	21-27	9,223
4	10/15 vs. OTT	L, 4-7	1-2-1	Burr, Selivanov, Klíma (p), Cullen (p)	Puppa	2-6	4-7	34-32	13,488
5	10/17 @ WPG	L, 2-5	1-3-1	Ysebaert, Gratton	Bergeron (4-20), Puppa (1-1)	0-4	2-3	36-21	6,770
6	10/19 @ CHI	W, 4-1	2-3-1	Selivanov, Gratton (p-gw), Ysebaert, Gratton	Puppa	1-6	6-7	24-25	16,197
7	10/21 @ DAL	T, 3-3*	2-3-2	Gavey (s), Gratton (p), Houlder (gt)	Puppa	1-4	8-9	38-30	16,789
8	10/26 vs. NYR	T, 4-4*	2-3-3	Bellows (p), Selivanov, Bellows (p), Selivanov (p)	Puppa	3-7	7-7	32-46	19,417

#	OPPONENT	RESULT	RECORD	SCORERS	GOALTENDER(S)	PP	PK	SF-SA	ATTEND.
9	10/28 vs. WSH	L, 2-4	2-4-3	Burr, Cross	Puppa	0-8	8-9	26-30	19,606
10	10/31 @ PHI	T, 2-2*	2-4-4	Bradley, Klíma (p-gt)	Puppa	1-5	2-9	29-43	16,936
11	11/1 @ PIT	L, 0-10	2-5-4	-----	Bergeron (17-27), Puppa (0-0)	0-6	2-7	27-27	15,084
12	11/3 vs. NYI	W, 5-3	3-5-4	Burr, Ysebaert (p), Klíma (p), Bellows (gw), Klíma (e)	Puppa	2-2	4-6	23-25	9,073
13	11/5 @ FLA	L, 1-4	3-6-4	Selivanov	Puppa	0-4	4-4	26-33	11,252
14	11/8 @ NYR	L, 4-5	3-7-4	Bellows (p), Hamrlík (p), Selivanov (p), Zamuner	Wilkinson	3-8	5-6	27-34	18,200
15	11/10 vs. EDM	L, 3-4*	3-8-4	Bradley (p), Ysebaert (p), Bellows (p)	Wilkinson	3-6	6-6	34-37	20,361
16	11/12 vs. BUF	L, 4-6	3-9-4	Burr, Klíma, Bellows, Selivanov (p)	Wilkinson	1-4	5-6	34-34	16,656
17	11/14 vs. BOS	W, 5-3	4-9-4	Gratton, Ysebaert, Selivanov, Burr (gw), Selivanov	Puppa	0-3	3-3	35-29	17,685
18	11/16 vs. TOR	L, 4-5*	4-10-4	Bradley, Bellows (p), Ysebaert, Gratton (p)	Puppa	2-7	7-7	37-34	15,042
19	11/18 vs. VAN	W, 5-4*	5-10-4	Hamrlík (p), Bradley (p), Ysebaert (p), Selivanov (p), Klíma (gw)	Puppa	4-8	3-4	31-47	15,528
20	11/22 vs. NJ	W, 3-1	6-10-4	Bradley, Klíma (gw), Gratton (p)	Puppa	1-4	8-9	26-29	16,243
21	11/24 @ WSH	W, 2-1	7-10-4	Burr, Ysebaert (gw)	Puppa	0-2	4-4	27-15	15,117
22	11/25 @ NYI	W, 2-1	8-10-4	Tucker (s), Bellows (p-gw)	Puppa	1-4	6-6	38-30	11,871
23	11/27 vs. LA	W, 2-0	9-10-4	Selivanov (gw), Selivanov	Puppa	0-2	4-4	40-45	16,415
24	11/29 vs. HFD	T, 2-2*	9-10-5	Houlder, Hamrlík (p-gt)	Puppa (2-12), Bergeron (0-22)	1-7	4-5	35-34	15,203
25	12/1 @ NJ	L, 1-5	9-11-5	Selivanov	Bergeron	0-4	4-5	25-27	14,289
26	12/3 vs. PIT	L, 4-5	9-12-5	Hamrlík (p), Ysebaert, Selivanov, Zamuner	Bergeron	1-8	3-4	36-22	16,466
27	12/6 vs. ANA	W, 2-1	10-12-5	Hamrlík (p), Selivanov (p-gw)	Bergeron	2-6	7-7	43-18	17,260
28	12/8 vs. BOS	W, 3-1	11-12-5	Klíma (p), Gavey (p-gw), Ysebaert	Reese	2-5	4-4	33-25	16,285
29	12/11 @ BUF	W, 6-1	12-12-5	Burr (p), Zamuner (s-gw), Ysebaert (p), Gratton	Reese	3-7	0-9	37-22	5,442
30	12/13 @ HFD	W, 3-2	13-12-5	Bradley, Klíma, Petit (gw)	Reese	0-4	7-7	30-22	7,547
31	12/14 @ PHI	L, 0-4	13-13-5	-----	Reese	0-5	6-7	18-31	17,163
32	12/16 vs. FLA	L, 2-7	13-14-5	Ysebaert (s), Ysebaert	Reese	0-3	5-8	27-37	16,241
33	12/19 vs. WPG	W, 6-3	14-14-5	Bradley (p), Cross, Gavey, Gratton (p-gw), Gavey, Cullen	Reese	2-9	5-7	43-23	16,581
34	12/21 vs. NJ	T, 2-2*	14-14-6	Ysebaert, Hamrlík (gt)	Reese	0-4	5-6	36-25	18,878
35	12/23 @ BOS	L, 5-7	14-15-6	Wiemer, Selivanov (p), Zamuner, Klíma, Hamrlík (p)	Reese (5-22), Bergeron (1-12)	2-5	4-6	24-35	17,565
36	12/28 vs. MTL	W, 3-1	15-15-6	Cullen, Bellows (p-gw), Zamuner (e)	Reese (0-3), Bergeron (1-24)	1-4	5-5	26-27	26,415+
37	12/31 @ OTT	W, 3-0	16-15-6	Bradley (p-gw), Hamrlík, Zamuner (e)	Puppa	1-5	0-6	26-18	8,522
38	1/2 @ CGY	L, 0-10	16-16-6	-----	Puppa (4-12), Bergeron (6-16)	0-6	0-5	32-28	16,893
39	1/3 @ EDM	W, 5-0	17-16-6	Cullen (p-gw), Klíma, Klíma, Petit, Zamuner	Puppa	1-3	5-5	39-28	9,914
40	1/6 @ VAN	L, 2-9	17-17-6	Klíma, Klíma (p), Bergeron (5-17)	Puppa (4-18),	1-4	4-5	26-35	17,522
41	1/8 @ MTL	T, 3-3*	17-17-7	Selivanov, Bellows (p), Selivanov (gt)	Bergeron	1-3	3-4	28-19	16,332
42	1/13 vs. OTT	W, 4-1	18-17-7	Klíma, Selivanov (p-gw), Bradley, Zamuner (s)	Puppa	1-4	1-5	41-24	21,829
43	1/15 @ NYI	L, 2-3	18-18-7	Selivanov (p), Bellows (p)	Puppa	2-7	4-5	28-40	11,428
44	1/17 vs. SJ	W, 6-4	19-18-7	Selivanov (p), Gavey, Andersson, Andersson, Bradley (gw), Gavey	Puppa	1-3	4-5	31-34	18,546
45	1/22 @ MTL	W, 4-1	20-18-7	Petit, Bradley (p-gw), Petit, Andersson	Puppa	1-4	7-7	26-39	16,365
46	1/25 @ BOS	L, 3-4	20-19-7	Cullen, Shaw, Hamrlík (p)	Puppa	1-2	1-2	32-31	17,382
47	1/27 @ STL	L, 1-2	20-20-7	Gratton	Puppa	0-5	5-5	24-35	18,862
48	1/31 vs. PIT	W, 4-1	21-20-7	Bradley, Cullen (gw), Cullen (p), Gratton	Puppa	1-5	4-5	37-24	24,345
49	2/3 vs. FLA	L, 3-5	21-21-7	Houlder (p), Zamuner (s), Cullen	Reese	1-5	3-6	29-24	20,828
50	2/4 @ BUF	W, 5-2	22-21-7	Wiemer (p), Cullen (p), Gratton (gw), Burr, Zamuner	Puppa	2-6	5-6	33-28	14,244
51	2/7 @ COL	T, 4-4*	22-21-8	Selivanov, Cullen (p), Andersson, Klíma	Puppa	1-4	4-5	22-38	16,061
52	2/10 vs. DET	L, 2-3*	22-22-8	Wiemer (p), Andersson	Puppa	1-5	2-4	30-22	22,636
53	2/11 vs. NYR	L, 2-6	22-23-8	Klíma, Bellows	Reese	0-5	5-7	30-27	22,708
54	2/13 vs. STL	L, 2-3	22-24-8	Wiemer (p), Bradley (p)	Puppa	2-4	3-3	30-39	14,656
55	2/15 vs. COL	W, 4-2	23-24-8	Klíma, Bellows, Selivanov (gw), Gratton (p)	Reese	1-4	5-5	39-24	15,137
56	2/17 vs. PHI	W, 5-2	24-24-8	Bradley, Hamrlík (p), Zamuner (gw), Burr, Bradley	Reese	1-5	5-5	29-26	21,007
57	2/19 vs. DAL	W, 4-2	25-24-8	Hamrlík (p), Andersson, Zamuner (gw), Bradley (e)	Puppa	1-4	6-6	37-31	16,968
58	2/21 @ TOR	W, 3-2*	26-24-8	Houlder (p), Zamuner, Bellows (gw)	Puppa	1-5	4-4	47-31	15,746
59	2/23 @ NYI	W, 3-2*	27-24-8	Cullen (p), Cullen, Zamuner (gw)	Puppa	1-10	5-5	43-21	11,776
60	2/24 @ DET	L, 0-2	27-25-8	-----	Reese	0-2	4-5	25-29	19,983
61	2/28 @ LA	W, 5-1	28-25-8	Burr, Bradley (gw), Gratton, Plavsic, Ciccone	Puppa	0-1	4-4	35-32	11,405
62	3/1 @ SJ	W, 7-3	29-25-8	Bellows, Bellows (p), Wiemer (p), Wiemer (gw), Wiemer, Bellows, Tucker	Puppa	2-3	2-3	34-23	17,190
63	3/3 @ ANA	T, 2-2*	29-25-9	Houlder (p), Bradley (p)	Puppa	2-5	1-5	23-23	17,174
64	3/5 vs. CHI	W, 2-0	30-25-9	Hamrlík (gw), Hamrlík (p)	Puppa	1-7	4-4	30-20	19,008
65	3/7 vs. NYR	W, 5-2	31-25-9	Bellows, Bellows (p), Tucker	Reese (2-19), Wilkinson (0-7)	2-5	3-5	33-26	18,090
66	3/10 vs. WSH	W, 1-0	32-25-9	Cullen (gw)	Puppa	0-3	2-2	18-28	21,323
67	3/13 @ PHI	T, 1-1*	32-25-10	Burr	Puppa	0-6	7-8	24-43	17,380
68	3/15 @ NJ	L, 0-5	32-26-10	-----	Puppa (4-21), Reese (1-17)	0-2	0-2	32-38	18,328

1994-1995 STATS

1994-1995 INDIVIDUAL SCORING (17-28-3, 37 pts., 6th Atlantic Division)

PLAYERS

PLAYER	GP	G	A	PTS	PIM	+/-	PP	SH	GW	GT	S
Brian Bradley	46	13	27	40	42	-6	3	0	2	0	111
Paul Ysebaert (TOT)	44	12	16	28	18	3	0	0	1	0	93
(TB)	29	8	11	19	12	-1	0	0	0	0	70
(CHI)	15	4	5	9	6	4	0	0	1	0	23
Chris Gratton	46	7	20	27	89	-2	2	0	0	0	91
Petr Klima	47	13	13	26	26	-13	4	0	3	0	75
John Tucker	46	12	13	25	14	-10	2	0	1	0	81
Roman Hamrik	48	12	11	23	86	-18	7	1	2	0	134
Alexander Semak (TOT)	41	7	11	18	25	-7	0	0	1	0	71
(TB)	22	5	5	10	12	-3	0	0	1	0	39
(NJ)	19	2	6	8	13	-4	0	0	0	0	32
Alex Selivanov*	43	10	6	16	14	-2	4	0	3	0	94
Rob Zamuner	43	9	6	15	24	-3	0	3	1	0	74
Marc Bureau	48	2	12	14	30	-8	0	1	0	1	72
Mikael Andersson	36	4	7	11	4	-3	0	0	0	0	36
Enrico Ciccone	41	2	4	6	225	3	0	0	0	0	43
Marc Bergevin	44	2	4	6	51	-6	0	1	0	0	32
Cory Cross*	43	1	5	6	41	-6	0	0	1	0	35
Bob Halkidis (TOT)	31	1	4	5	46	-10	0	0	0	0	25
(TB)	27	1	3	4	40	-12	0	0	0	0	25
(DET)	4	0	1	1	6	2	0	0	0	0	0
Jason Wiemer*	36	1	4	5	44	-2	0	0	0	0	10
Eric Charron*	45	1	4	5	26	1	0	0	0	0	33
Adrien Plavsic (TOT)	18	2	2	4	8	8	0	0	0	0	35
(TB)	15	2	1	3	4	5	0	0	0	0	24
(VAN)	3	0	1	1	4	3	0	0	0	0	11
Brantt Myhres*	15	2	0	2	81	-2	0	0	1	0	4
Rudy Poeschek	25	1	1	2	92	0	0	0	0	0	14
Ben Hankinson* (TOT)	26	0	2	2	13	-5	0	0	0	0	26
(TB)	18	0	2	2	6	1	0	0	0	0	18
(NJ)	8	0	0	0	7	-6	0	0	0	0	8
Brent Gretzky*	3	0	1	1	0	-2	0	0	0	0	1
Daren Puppa	36	0	1	1	2	0	0	0	0	0	0
Gerard Gallant	1	0	0	0	0	0	0	0	0	0	1
Chris LiPuma	1	0	0	0	0	2	0	0	0	0	1
J.C. Bergeron	17	0	0	0	2	0	0	0	0	0	0

TRADED PLAYERS

PLAYER	GP	G	A	PTS	+/-	PIM	PP	SH	GW	GT	S
Shawn Chambers (TB)	24	2	12	14	6	0	1	0	0	0	44
Danton Cole (TB)	26	3	3	6	6	-1	1	0	0	0	56
Jim Cummins (TB)	10	1	0	1	41	-3	0	0	1	0	3
Denis Savard (TB)	31	6	11	17	10	-6	1	0	1	0	56
Rich Sutter (TB)	4	0	0	0	0	0	0	0	0	0	3

GOALTENDERS

GOALTENDER	GP	MIN	AVG	W	L	T	EN	SO	GA	SVS	SV%
Daren Puppa	36	2013	2.68	14	19	2	4	1	90	946	.905
J.C. Bergeron	17	883	3.33	3	9	1	1	1	49	374	.869

1994-1995 GAME-BY-GAME RESULTS

#	OPPONENT	RESULT	RECORD	SCORERS	GOALTENDER(S)	PP	PK	SF-SA	ATTEND.
1	1/20 vs. PIT	L, 3-5	0-1-0	Selivanov, Poeschek, Bergevin (s)	Puppa	0-0	0-0	33-30	26,387+
2	1/22 vs. BUF	L, 2-5	0-2-0	Klima, Cole (p)	Bergeron	1-5	4-5	27-19	22,952
3	1/25 vs. FLA	W, 3-2	1-2-0	Tucker, Bradley (p), Hamrik (s-gw)	Puppa	1-5	2-4	29-28	20,277
4	1/26 @ FLA	L, 2-4	1-3-0	Klima, Cole	Puppa	0-2	2-3	35-22	13,147
5	1/28 @ NYI	W, 4-1	2-3-0	Tucker, Bradley (gw), Klima, Klima	Puppa	1-4	6-6	22-24	11,808
6	1/31 vs. MTL	W, 4-1	3-3-0	Zamuner, Hamrik (gw), Gratton, Tucker (e)	Puppa	0-3	4-5	30-20	15,411
7	2/2 @ NYR	T, 3-3*	3-3-1	Klima, Hamrik, Bureau (s-gt)	Puppa	0-5	3-3	28-29	18,200
8	2/4 @ PIT	L, 3-6	3-4-1	Tucker, Hamrik (p), Chambers	Bergeron	1-3	2-3	40-25	15,716
9	2/5 @ BUF	L, 1-2	3-5-1	Klima	Puppa	0-5	4-4	16-32	13,133
10	2/7 vs. NYI	W, 5-2	4-5-1	Gratton, Zamuner (s), Selivanov (gw), Bergevin, Hamrik	Puppa	0-5	6-7	16-32	16,036
11	2/10 vs. HFD	W, 4-3	5-5-1	Bradley, Andersson, Selivanov, Klima (p-gw)	Puppa	1-2	4-4	18-36	16,639
12	2/11 vs. NYR	L, 2-3	5-6-1	Klima, Andersson	Puppa	0-5	4-4	25-15	26,095+
13	2/14 vs. PHI	L, 2-5	5-7-1	Ciccone, Klima	Puppa	0-3	2-3	37-29	16,699
14	2/17 vs. OTT	L, 1-2	5-8-1	Cole	Puppa	0-6	3-3	40-25	16,131
15	2/18 vs. BOS	W, 3-1	6-8-1	Hamrik (p), Cummins (gw), Zamuner (e)	Puppa	1-4	3-4	19-25	24,875
16	2/20 vs. NYR	L, 1-3	6-9-1	Tucker	Puppa	0-2	2-2	15-18	24,224
17	2/23 @ NYI	W, 4-1	7-9-1	Zamuner, Klima (p-gw), Savard, Savard (e)	Puppa	1-3	3-4	21-28	10,773
18	2/24 @ PIT	W, 4-2	8-9-1	Bradley, Savard, Savard (gw), Bradley (p-e)	Bergeron	1-3	4-6	27-24	16,701
19	2/26 @ WSH	T, 1-1*	8-9-2	Ciccone	Puppa	0-0	3-3	17-23	12,391
20	3/1 @ QUE	L, 2-8	8-10-2	Tucker, Chambers (p)	Puppa (6-23), Bergeron (2-5)	1-6	1-3	29-28	13,131
21	3/2 @ OTT	W, 3-2*	9-10-2	Halkidis, Bradley, Bradley (gw)	Puppa	0-1	5-5	31-34	9,114
22	3/4 @ HFD	L, 2-3*	9-11-2	Tucker, Tucker	Puppa	0-2	3-3	25-29	9,151
23	3/7 vs. PHI	L, 3-4	9-12-2	Klima (p), Myhres, Ysebaert	Puppa	1-3	5-5	26-37	21,827
24	3/10 vs. NJ	L, 2-3	9-13-2	Tucker, Hamrik	Puppa	0-6	7-8	27-28	23,649
25	3/12 @ WSH	L, 1-3	9-14-2	Klima (p)	Bergeron	1-4	3-4	23-32	11,493
26	3/13 vs. WSH	L, 0-3	9-15-2	-----	Puppa	0-4	6-7	16-32	17,094
27	3/18 @ NJ	W, 2-1	10-15-2	Selivanov (p), Tucker (gw)	Puppa	1-3	5-5	32-22	17,690
28	3/19 @ BUF	W, 6-1	11-15-2	Gratton (p), Selivanov (p-gw), Savard (p), Selivanov (p), Hamrik (p), Bradley	Puppa	5-7	5-6	39-25	15,508
29	3/24 vs. BOS	L, 3-4*	11-16-2	Bureau, Selivanov, Savard	Puppa	0-3	0-1	26-30	24,464
30	3/27 vs. MTL	W, 3-2*	12-16-2	Hamrik (p), Bradley,	Puppa	1-5	3-4	31-31	15,959
31	3/29 vs. WSH	L, 2-4	12-17-2	Hamrik (p), Gratton (p)	Puppa (3-16), Bergeron (1-13)	2-6	3-5	26-29	14,926
32	3/31 vs. HFD	W, 2-0	13-17-2	Selivanov (gw), Andersson	Puppa	0-1	4-4	26-25	17,961
33	4/2 vs. FLA	L, 1-4	13-18-2	Ysebaert	Puppa	0-1	3-3	27-27	21,557
34	4/4 @ NJ	T, 1-1*	13-18-3	Semak	Bergeron	0-1	2-2	26-26	13,735
35	4/6 @ PHI	L, 4-5	13-19-3	Zamuner, Semak, Andersson, Hamrik (p)	Bergeron	1-2	2-3	22-30	17,245
36	4/8 @ BOS	L, 1-5	13-20-3	Semak	Puppa (2-8), Bergeron (3-19)	0-4	3-4	18-27	14,448
37	4/9 @ HFD	W, 3-0	14-20-3	Semak (gw), Ysebaert, Gratton (e)	Bergeron	0-2	4-4	24-23	10,725
38	4/11 vs. NYI	W, 5-2	15-20-3	Zamuner, Tucker, Zamuner (s-gw), Plavsic, Ysebaert	Bergeron	1-4	5-5	34-31	18,922
39	4/14 @ PHI	L, 2-3	15-21-3	Ysebaert, Bradley	Bergeron	0-3	3-4	20-24	17,380
40	4/16 @ FLA	L, 1-4	15-22-3	Zamuner (s)	Bergeron	0-6	4-5	25-23	13,232
41	4/18 vs. NJ	W, 3-2	16-22-3	Zamuner, Hamrik (p), Cross (gw)	Puppa	1-3	3-3	22-35	18,202
42	4/20 vs. QUE	W, 5-2	17-22-3	Selivanov, Tucker, Myhres (gw), Wiemer, Ysebaert (e)	Puppa	0-4	5-6	30-30	17,705
43	4/22 @ MTL	L, 1-3	17-23-3	Ysebaert	Puppa	0-4	2-4	32-32	17,251
44	4/24 vs. BUF	L, 1-3	17-24-3	Selivanov (p)	Puppa	1-6	5-6	24-29	18,738
45	4/26 @ NYR	L, 4-6	17-25-3	Plavsic, Bradley, Gratton, Bradley (p)	Puppa (4-34), Bergeron (1-13)	1-4	1-3	41-48	18,200
46	4/27 @ OTT	L, 1-6	17-26-3	Gratton	Puppa (3-8), Bergeron (3-14)	0-5	5-5	29-22	9,291
47	4/29 @ QUE	L, 1-4	17-27-3	Charron	Bergeron	0-4	3-4	29-21	15,399
48	5/3 vs. OTT	L, 3-4	17-28-3	Bradley, Semak, Ysebaert	Bergeron	0-3	4-4	24-29	21,689

* Overtime + Sellout (s) Shorthanded Goal (y) Overtime Game-Winner
 ** Shootout (p) Power Play Goal (x) Shootout Game-Winner (EV-PS) Successful Penalty Shot

1993-1994 STATS

1993-1994 INDIVIDUAL SCORING (30-43-11, 71 pts., 7th Atlantic Division)

PLAYERS

PLAYER	GP	G	A	PTS	PIM	+/-	PP	SH	GW	GT	S
Brian Bradley	78	24	40	64	56	-8	6	0	2	0	180
Petr Klima	75	28	27	55	76	-15	10	0	2	0	167
Denis Savard	74	18	28	46	106	-1	2	1	2	0	181
Danton Cole	81	20	23	43	32	7	8	1	4	0	149
Chris Gratton*	84	13	29	42	123	-25	5	1	2	1	161
John Tucker	66	17	23	40	28	9	2	0	6	1	126
Shawn Chambers	66	11	23	34	23	-6	6	1	1	0	142
Chris Joseph (TOT) (TB)	76	11	20	31	136	-21	8	0	0	0	179
(EDM)	66	10	19	29	108	-13	7	0	0	0	154
Pat Elynuik (TOT) (TB)	10	1	1	2	28	-8	1	0	0	0	25
(WSH)	67	13	15	28	64	-21	4	1	1	0	111
Mikael Andersson	63	12	14	26	64	-18	3	1	1	0	103
Roman Hamrlik	4	1	1	2	0	-3	1	0	0	0	8
Adam Creighton	76	13	12	25	23	8	1	1	2	1	136
Marc Bergevin	64	3	18	21	135	-14	0	0	0	0	158
Marc Bureau	53	10	10	20	37	-7	2	0	1	0	77
Gerard Gallant	83	1	15	16	87	-5	0	0	0	0	76
Rob Zamuner	75	8	7	15	30	-9	0	1	1	0	110
Rudy Poeschek	51	4	9	13	74	-6	1	0	2	0	45
Bill McDougall	59	6	6	12	42	-9	0	0	1	0	109
Chris LiPuma*	71	3	6	9	118	3	0	0	1	1	46
Jason Ruff*	22	3	3	6	8	-4	1	0	0	0	26
Brent Gretzky*	27	0	4	4	77	1	0	0	0	0	20
Jim Cummins* (TOT) (TB)	6	1	2	3	2	2	0	0	0	0	14
(PHI)	10	1	2	3	2	0	0	0	0	0	14
Enrico Ciccone (TOT) (TB)	26	1	2	3	84	-1	0	0	0	0	20
(WSH)	4	0	0	0	13	-1	0	0	0	0	3
Daren Puppa	22	1	2	3	71	0	0	0	0	0	17
Jason Lafreniere	57	1	2	3	226	-4	0	0	0	0	33
J.C. Bergeron	11	0	1	1	52	-2	0	0	0	0	10
Eric Charron*	46	1	1	2	174	-2	0	0	0	0	23
Cory Cross*	63	0	1	1	2	0	0	0	0	0	0
Normand Rochefort	1	0	0	0	0	-1	0	0	0	0	2
Wendell Young	3	0	0	0	0	0	0	0	0	0	0
	4	0	0	0	2	0	0	0	0	0	1
	5	0	0	0	6	-3	0	0	0	0	5
	6	0	0	0	10	-1	0	0	0	0	4
	9	0	0	0	4	0	0	0	0	0	0

TRADED PLAYERS

PLAYER	GP	G	A	PTS	+/-	PIM	PP	SH	GW	GT	S
Bob Beers (TB)	16	1	5	6	12	-11	1	0	0	0	35
Tim Bergland (TB)	51	6	5	11	6	-14	0	0	0	0	61
Rob DiMaio (TB)	39	8	7	15	40	-5	2	0	1	0	51
Donald Dufresne (TB)	51	2	6	8	48	-2	0	0	0	0	49
Pat Jablonski (TB)	15	0	0	0	0	0	0	0	0	0	0
Joe Reekie (TB)	73	1	11	12	127	8	0	0	0	0	88

GOALTENDERS

GOALTENDER	GP	MIN	AVG	W	L	T	EN	SO	GA	SVS	SV%
Wendell Young	9	480	2.50	2	3	1	1	1	20	211	.905
Daren Puppa	63	3653	2.71	22	33	6	4	4	165	1637	.899
J.C. Bergeron	3	134	3.13	1	1	1	0	0	7	69	.899

1993-1994 GAME-BY-GAME RESULTS

#	OPPONENT	RESULT	RECORD	SCORERS	GOALTENDER(S)	PP	PK	SF-SA	ATTEND.
1	10/6 @ NJ	L, 1-2	0-1-0	Klima (p)	Puppa	1-3	1-1	18-43	12,946
2	10/7 @ NYR	L, 4-5	0-2-0	McDougall, Savard, McDougall, Beers (p)	Jablonski	1-4	0-1	19-38	16,596
3	10/9 vs. FLA	L, 0-2	0-3-0	-----	Puppa	0-8	5-6	35-22	27,227+
4	10/14 vs. PIT	W, 3-2	1-3-0	Cole, Bradley (p), Tucker (gw)	Puppa	1-7	1-1	40-28	10,132
5	10/16 vs. OTT	W, 4-1	2-3-0	Savard (p), Tucker (gw),	Puppa	1-6	6-7	36-27	18,238
6	10/17 @ FLA	T, 3-3*	2-3-1	Bradley (p), Dufresne, McDougall (p-gt)	Puppa	2-5	4-6	29-29	13,059
7	10/20 vs. LA	L, 3-4	2-4-1	Tucker, Gratton (p), Cole	Puppa	1-8	1-3	28-22	21,536
8	10/22 vs. NYR	W, 4-1	3-4-1	Andersson, Cole (gw), Bradley (p), Gratton (s)	Puppa	1-5	5-6	29-34	18,667

#	OPPONENT	RESULT	RECORD	SCORERS	GOALTENDER(S)	PP	PK	SF-SA	ATTEND.
9	10/23 vs. TOR	L, 0-2	3-5-1	-----	Puppa	0-4	4-4	25-26	22,880
10	10/27 vs. WPG	L, 3-4	3-6-1	Andersson, Savard, Elynuik (p)	Puppa	1-4	2-3	30-23	16,006
11	10/29 vs. NYI	L, 2-4	3-7-1	Tucker	Puppa	0-6	5-6	34-25	12,976
12	10/30 @ FLA	L, 1-2*	3-8-1	Bergland, Elynuik	Puppa	0-6	2-3	28-19	22,332
13	11/2 @ QUE	L, 2-8	3-9-1	Gratton (p), Gretzky	Jablonski	1-5	1-1	43-21	13,635
14	11/3 @ MTL	L, 0-1	3-10-1	-----	Puppa	0-4	3-3	37-21	16,500
15	11/6 @ BOS	T, 1-1*	3-10-2	Poeschek (gt)	Puppa	0-1	2-2	28-42	13,972
16	11/8 @ NYR	L, 3-6	3-11-2	Klima, Dufresne, Bradley	Puppa	0-5	3-4	31-38	16,618
17	11/11 vs. WSH	L, 1-4	3-12-2	Klima	Puppa	0-5	1-2	34-23	19,370
18	11/13 vs. QUE	W, 4-3	4-12-2	Tucker, Andersson, Joseph, Savard (gw)	Puppa	0-3	3-3	29-31	19,691
19	11/17 @ DAL	L, 3-4	4-13-2	Cole (s), Joseph, Bradley	Puppa	0-3	2-4	30-32	14,976
20	11/19 vs. NYR	L, 3-5	4-14-2	Zamuner, Andersson, Bureau	Puppa	0-5	2-3	31-28	19,993
21	11/20 vs. CHI	W, 4-3	5-14-2	Klima, Klima, Bradley, Tucker (gw)	Jablonski	0-4	3-4	37-24	22,086
22	11/24 vs. HFD	W, 4-1	6-14-2	Bradley, Bradley (gw), Poeschek, Elynuik	Puppa	0-2	5-5	30-29	19,374
23	11/26 @ PHI	L, 0-3	6-15-2	-----	Puppa	0-6	3-3	27-22	17,380
24	11/27 vs. PHI	L, 3-4*	6-16-2	Bradley, Klima, Cole (p)	Puppa	1-4	2-3	33-36	21,896
25	12/1 vs. BUF	L, 0-3	6-17-2	-----	Puppa	0-2	2-2	33-26	18,386
26	12/4 @ LA	W, 5-4	7-17-2	Klima (p), Klima, Andersson (p), Bureau, Cole (p-gw)	Jablonski	3-7	1-6	23-34	15,091
27	12/5 @ ANA	W, 4-2	8-17-2	Cole (p), Klima, Bureau (p-gw), Bradley (e)	Puppa	1-5	7-7	23-41	16,480
28	12/7 @ SJ	W, 3-1	9-17-2	Savard, Creighton (gw), Bradley (p)	Puppa	0-4	6-6	24-20	14,868
29	12/11 vs. PIT	L, 3-6	9-18-2	Bradley, Creighton, Bureau	Puppa	1-6	1-4	34-29	23,907
30	12/14 vs. MTL	T, 1-1*	9-18-3	Andersson (gt)	Jablonski	0-4	4-4	34-20	9,433
31	12/15 vs. OTT	W, 4-3	10-18-3	Elynuik, Klima, Chambers, Klima (gw)	Jablonski	1-6	5-6	24-17	16,155
32	12/18 vs. BOS	L, 3-5	10-19-3	Elynuik (p), Savard, Gratton (p)	Puppa	2-4	2-3	31-36	23,336
33	12/19 @ BUF	T, 3-3*	10-19-4	Gallant, Klima, Chambers	Puppa	0-4	3-4	29-27	13,721
34	12/21 @ PIT	L, 3-8	10-20-4	Bergland, Zamuner, DiMaio	Puppa (3-21), Jablonski (5-18)	0-5	3-4	34-39	15,601
35	12/23 @ STL	L, 4-7	10-21-4	Bergland, Elynuik (s), Bradley, Chambers (s)	Puppa	0-4	4-6	38-30	17,697
36	12/26 vs. FLA	L, 1-3	10-22-4	DiMaio (p)	Jablonski	1-7	2-2	37-20	10,964
37	12/28 @ QUE	W, 4-1	11-22-4	Cole, DiMaio (p-gw), Klima, Cole (e)	Puppa	1-4	2-3	20-16	14,646
38	12/30 @ OTT	W, 3-0	12-22-4	Zamuner (gw), Savard, Joseph (p)	Puppa	1-3	4-4	37-11	10,504
39	1/1 @ WSH	T, 5-5*	12-22-5	Klima (p), Bradley (p), Andersson, Hamrlik, Klima	Jablonski	2-3	2-3	28-39	14,914
40	1/2 vs. ANA	L, 1-4	12-23-5	Joseph (p)	Puppa	1-5	6-6	32-19	10,871
41	1/4 @ TOR	W, 1-0	13-23-5	Elynuik (gw)	Puppa	0-5	6-6	24-28	17,526
42	1/8 vs. PHI	W, 4-2	14-23-5	Bergland, Bradley, Andersson (gw), Joseph (p)	Puppa	1-5	2-3	20-30	26,023+
43	1/10 @ NYR	W, 5-2	15-23-5	Creighton, Reekie, Bergevin (gw), Creighton (p), Klima (p)	Puppa	2-2	1-4	33-29	17,993
44	1/12 @ DET	W, 4-2	16-23-5	Chambers, Joseph (p), Tucker (gw), Savard (e)	Puppa	1-3	5-5	25-17	19,618
45	1/13 @ CHI	L, 0-1	16-24-5	-----	Puppa	0-5	4-5	20-29	17,336
46	1/16 @ WPG	W, 3-2*	17-24-5	Zamuner, Andersson, Andersson (gw)	Puppa	0-2	3-3	25-28	11,858
47	1/17 vs. DET	L, 3-6	17-25-5	Creighton, Klima (p), Hamrlik	Jablonski	1-5	4-6	19-27	8,764
48	1/19 vs. NYI	W, 4-3*	18-25-5	Klima, Cole (p), Bradley (p), Gratton (gw)	Puppa	2-4	3-3	33-28	22,351
49	1/24 vs. BUF	W, 4-0	19-25-5	Cole (gw), Chambers (p),	Puppa	1-3	3-3	32-23	10,261
50	1/26 vs. FLA	T, 1-1*	19-25-6	Tucker (p-gt)	Puppa	1-5	4-4	41-23	20,101
51	1/29 vs. SJ	L, 1-2	19-26-6	Klima	Puppa	0-5	1-2	37-21	26,652+
52	2/2 vs. DET	L, 1-3	19-27-6	Tucker	Puppa	0-3	2-2	34-30	21,260
53	2/5 @ WSH	L, 3-6	19-28-6	Chambers (p), Cole, Bureau	Puppa	1-7	1-2	22-32	15,811
54	2/7 @ TOR	W, 2-1	20-28-6	Bergland, Poeschek (gw)	Puppa	0-3	5-5	29-25	15,728
55	2/10 @ OTT	W, 6-2	21-28-6	Klima (p), Gratton, Cole (gw), Andersson (s), Gratton, Bradley	Jablonski	1-3	4-4	36-18	10,295
56	2/12 vs. VAN	L, 2-3	21-29-6	Klima (p), Joseph	Puppa	1-6	1-2	20-22	22,924
57	2/13 vs. NJ	T, 3-3*	21-29-7	Chambers (p), Chambers, Creighton	Jablonski	1-7	4-5	37-39	16,283
58	2/15 @ NYI	L, 1-2	21-30-7	Bradley	Puppa	0-4	4-4	22-24	10,156
59	2/17 vs. MTL	W, 4-3	22-30-7	Andersson, Bureau (s), Cole, Chambers (p-gw)	Puppa	1-7	6-6	30-25	21,968
60	2/19 @ NJ	L, 4-5	22-31-7	Joseph (p), Klima, Creighton, Gratton	Jablonski	1-8	3-4	36-31	19,040
61	2/20 vs. BOS	T, 2-2*	22-31-8	Bureau, Gratton (gt)	Puppa	0-5	2-2	24-23	24,153
62	2/24 @ CGY	W, 4-0	23-31-8	Savard (p-gw), Bradley, DiMaio, Gratton	Puppa	1-5	6-6	25-18	18,816
63	2/26 @ VAN	L, 1-3	23-32-8	DiMaio	Young	0-6	3-3	29-29	15,869
64	2/27 @ EDM	L, 2-3	23-33-8	Gallant, DiMaio	Puppa	0-4	2-2	35-26	11,719
65	3/1 @ WSH	W, 4-3	24-33-8	Savard, Cole, Gratton (p), Gallant (gw)	Puppa	1-2	2-3	26-40	10,271
66	3/3 vs. NJ	L, 4-5*	24-34-8	Elynuik (p), Savard, Tucker, DiMaio	Puppa	1-2	0-1	31-38	16,442
67	3/5 vs. HFD	W, 4-2	25-34-8	DiMaio, Savard, Gallant (p-gw), Cole (p)	Puppa	2-8	5-6	39-23	21,178
68	3/6 vs. PHI	L, 1-3	25-35-8	Bradley	Puppa	0-5	1-1	37-21	21,849
69	3/9 @ HFD	L, 1-4	25-36-8	Bureau	Puppa (2-10), Young (2-11)	0-5	3-4	26-21	7,757
70	3/13 @ PHI	T, 5-5*	25-36-9	Cole (p), Creighton (p), Bergland, Puppa, Bradley, Bradley	Puppa	2-7	5-6	37-21	17,269
71	3/15 vs. CGY	L, 3-7	25-37-9	Savard, Creighton, Chambers (p)	Puppa (4-9), Young (3-28)	1-5	4-5	28-37	17,498

1992-1993 STATS

1992-1993 INDIVIDUAL SCORING (23-54-7, 53 pts., 6th Norris Division)

PLAYERS

PLAYER	GP	G	A	PTS	PIM	+/-	PP	SH	GW	GT	S
Brian Bradley	80	42	44	86	92	-24	16	0	6	1	205
John Tucker	78	17	39	56	69	-12	5	1	1	0	179
Chris Kontos	66	27	24	51	12	-7	12	1	3	0	136
Rob Zamuner*	84	15	28	43	74	-25	1	0	0	2	183
Adam Creighton	83	19	20	39	110	-19	7	1	0	0	168
Shawn Chambers	55	10	29	39	36	-21	5	0	1	0	152
Bob Beers	64	12	24	36	70	-25	7	0	0	0	138
Marc Bureau	63	10	21	31	111	-12	1	2	1	0	132
Mikael Andersson	77	16	11	27	14	-14	3	2	4	0	169
Danton Cole	67	12	15	27	23	-2	0	1	1	0	100
Rob DiMaio	54	9	15	24	62	0	2	0	0	0	75
Roman Hamrlik*	67	6	15	21	71	-21	1	0	1	0	113
Steve Maltais	63	7	13	20	35	-20	4	0	1	0	96
Marc Bergevin	78	2	12	14	66	-16	0	0	0	0	69
Joe Reekie	42	2	11	13	69	2	0	0	0	0	53
Steve Kasper (TOT)	68	4	7	11	20	-17	0	1	0	0	32
(TB)	47	3	4	7	18	-13	0	0	0	0	23
(PHI)	21	1	3	4	2	-4	0	1	0	0	9
Ken Hodge	25	2	7	9	2	-6	0	0	1	0	32
Randy Gilhen (TOT)	44	3	4	7	14	-14	0	1	1	0	45
(TB)	11	0	2	2	6	-6	0	0	0	0	11
(NYR)	33	3	2	5	8	-8	0	1	1	0	34
Jason Lafreniere	11	3	3	6	4	-6	1	0	0	0	17
Tim Bergland	27	3	3	6	11	-5	0	0	0	0	44
Chris LiPuma*	15	0	5	5	34	1	0	0	0	0	17
Matt Hervey	17	0	4	4	38	-6	0	0	0	0	18
Jason Ruff* (TOT)	8	2	1	3	8	-1	1	0	1	0	8
(TB)	1	0	0	0	0	0	0	0	0	0	1
(STL)	7	2	1	3	8	1	0	1	0	1	7
Stan Drulia*	24	2	1	3	10	1	0	0	1	0	22
Michel Mongeau	4	1	1	2	2	-2	0	0	0	0	10
Dave Capuano	6	1	1	2	2	-4	1	0	0	0	10
Jock Callander	8	1	1	2	2	-5	0	0	0	0	12
Keith Osborne*	11	1	1	2	8	-1	0	0	1	0	11
Shawn Rivers*	4	0	2	2	2	-2	0	0	0	0	3
Wendell Young	31	0	2	2	2	0	0	0	0	0	0
Pat Jablonski	43	0	2	2	7	0	0	0	0	0	0
Shayne Stevenson*	8	0	1	1	7	-5	0	0	0	0	4
J.C. Bergeron*	21	0	1	1	2	0	0	0	0	0	0
Dave Littman*	1	0	0	0	0	0	0	0	0	0	0
Alain Cote	2	0	0	0	0	-1	0	0	0	0	1
Herb Raglan	2	0	0	0	2	0	0	0	0	0	0
Martin Simard	7	0	0	0	11	-1	0	0	0	0	1

TRADED PLAYERS

PLAYER	GP	G	A	PTS	+/-	PIM	PP	SH	GW	GT	S
Doug Crossman (TB)	40	8	21	29	18	-4	2	0	1	-	54
Mike Hartman (TB)	58	4	4	8	154	-7	0	0	0	-	74
Basil McRae (TB)	14	2	3	5	71	-3	1	0	0	-	23
Michel Mongeau (TB)	30	1	1	2	2	-2	0	0	0	-	2
Rob Ramage (TB)	66	5	12	17	138	-21	5	0	0	-	115
Stephane J.G. Richer (TB)	3	0	0	0	0	-3	0	0	0	-	2
Anatoli Semenov (TB)	13	2	3	5	4	-5	0	0	0	-	14
Martin Simard (TB)	7	0	0	0	11	-1	0	0	0	-	1
Peter Taglianetti (TB)	61	1	8	9	150	8	0	0	0	-	60

GOALTENDERS

GOALTENDER	GP	MIN	AVG	W	L	T	EN	SO	GA	SVS	SV%
J.C. Bergeron*	21	1163	3.66	8	10	1	3	0	71	574	.876
Wendell Young	31	1591	3.66	7	19	2	2	0	97	758	.872
Pat Jablonski	43	2268	3.97	8	24	4	2	1	150	1194	.874
Dave Littman*	1	45	9.33	0	1	0	0	0	7	21	.667

1992-1993 GAME-BY-GAME RESULTS

#	OPPONENT	RESULT	RECORD	SCORERS	GOALTENDER(S)	PP	PK	SF-SA	ATTEND.
1	10/7 vs. CHI	W, 7-3	1-0-0	Kontos (p), Kontos (p), Bergevin, Semenov, Hodge (gw), Kontos, Kontos (p)	Young	3-11	8-8	24-26	10,425+
2	10/10 @ MIN	L, 1-2	1-1-0	Crossman	Young	0-4	4-4	20-35	14,322
3	10/11 @ CHI	T, 4-4*	1-1-1	Andersson, Kontos, Kontos, Bradley (gt)	Jablonski	0-5	7-10	31-44	18,472
4	10/13 @ STL	W, 2-1	2-1-1	Dimairo, Bradley (e-gw)	Jablonski	0-1	3-3	21-36	13,786
5	10/15 @ TOR	L, 3-5	2-2-1	Taglianetti, Cole, Andersson (s)	Young	0-4	7-7	26-22	15,144
6	10/16 @ BUF	L, 4-5*	2-3-1	Zamuner, Kontos, Turker (s), Creighton	Young	0-4	2-4	31-33	13,107
7	10/20 vs. EDM	W, 6-1	3-3-1	Hamrlik, Cole (gw), Ramage (p), Ramage (p), Semenov, Bradley	Young	2-5	3-4	35-19	9,114
8	10/22 vs. TOR	L, 2-5	3-4-1	Bradley, Ramage (p)	Jablonski	1-5	4-5	29-30	9,344
9	10/24 vs. QUE	W, 3-2	4-4-1	Tucker, Kontos, Drulia (gw)	Young	0-8	5-6	26-22	9,528

#	OPPONENT	RESULT	RECORD	SCORERS	GOALTENDER(S)	PP	PK	SF-SA	ATTEND.
10	10/27 @ QUE	L, 3-4	4-5-1	Dimairo, Hamrlik (p), Bradley (p)	Young	2-4	4-7	19-30	14,635
11	10/28 @ MTL	L, 3-4	4-6-1	Bradley, Ramage (p), Kontos	Jablonski	1-3	2-4	22-27	16,436
12	10/30 vs. SJ	L, 1-2	4-7-1	Kontos	Young	0-8	5-5	25-39	8,706
13	11/1 vs. PIT	L, 4-5	4-8-1	Kontos (p), Zamuner, Beers, Ramage (p)	Young	2-4	3-5	28-30	10,425+
14	11/3 vs. STL	W, 6-4	5-8-1	Creighton (p), Cole, DiMaio, Bergevin, Kontos (p-gw), Kontos	Jablonski	2-3	1-1	42-30	8,452
15	11/6 @ WSH	T, 2-2*	5-8-2	Kontos (p), Bradley (p)	Jablonski	2-8	4-6	25-33	15,829
16	11/7 @ NYI	W, 6-5*	6-8-2	Beers (p), Beers (p), Bradley (p), Crossman, Crossman (p), Crossman (gw)	Jablonski	4-5	3-6	24-32	12,136
17	11/9 @ NYR	W, 5-1	7-8-2	Kontos, Hamrlik (gw), Kontos (s), Zamuner, Andersson	Jablonski	0-1	4-5	30-33	18,200
18	11/11 vs. DET	W, 6-4	8-8-2	Bradley (p), Kontos (p), Zamuner (p), Beers, Kontos (gw), Creighton (e)	Jablonski	3-7	4-5	24-34	10,425+
19	11/13 vs. OTT	W, 1-0	9-8-2	Bradley (p-gw)	Jablonski	1-7	5-5	22-38	10,425+
20	11/14 vs. CGY	L, 3-5	9-9-2	Creighton, Bradley, Creighton (p)	Jablonski	1-6	2-2	27-32	10,425+
21	11/17 vs. WPG	L, 5-6	9-10-2	Zamuner, Kontos, Tucker (p), Bradley, Hodge	Young	1-6	2-5	40-33	8,062
22	11/19 vs. MIN	L, 1-4	9-11-2	Bradley	Jablonski	0-6	1-2	39-35	9,278
23	11/21 @ STL	L, 2-4	9-12-2	Creighton, Bradley (p)	Jablonski	1-6	2-4	25-42	17,604
24	11/23 @ DET	L, 5-10	9-13-2	Tucker, Bradley, Cole, Crossman (p), Drulia	Young	1-5	4-8	24-40	19,504
25	11/24 @ TOR	W, 3-2	10-13-2	Maltais, Bradley (p), Maltais (gw)	Jablonski	1-4	4-6	18-18	15,641
26	11/27 @ CGY	L, 2-3*	10-14-2	DiMaio, Mongeau,	Young	0-5	9-9	35-31	20,214
27	11/28 @ EDM	L, 3-4*	10-15-2	Callander, Kontos (p), Reekie	Young	1-8	4-5	32-24	14,210
28	12/5 vs. DET	L, 7-9	10-16-2	Bureau (s), Chambers (p), Beers, Bradley (p), Bradley, Bradley (p), Andersson	Jablonski	3-6	3-4	36-29	10,425+
29	12/7 vs. NYI	L, 1-6	10-17-2	Chambers	Jablonski	0-6	6-6	27-26	9,649
30	12/9 vs. NYR	L, 5-6	10-18-2	Bureau, Bradley (p), Maltais (p), Kasper, Bradley (p)	Young (4-14), Jablonski (2-20)	3-5	3-3	36-34	12,842+
31	12/11 vs. NYR	L, 4-5	10-19-2	Kontos (p), Creighton (p), Bureau, Creighton (p)	Bergeon	2-7	2-5	41-31	10,425+
32	12/12 vs. EDM	W, 3-1	11-19-2	Beers (p), Bradley (p-gw), Bradley (e)	Bergeon	2-8	5-5	23-25	10,425+
33	12/15 @ LA	W, 3-2	12-19-2	Crossman, Kontos, Andersson (gw)	Bergeon	0-5	5-6	35-27	15,753
34	12/16 @ SJ	W, 5-4*	13-19-2	Bureau (p), Tucker, Bradley, Reekie, Tucker (gw)	Bergeon	1-5	1-3	45-30	11,089
35	12/18 vs. NJ	L, 0-2	13-20-2	-----	Bergeon	0-6	6-6	29-20	10,082
36	12/20 vs. PHI	W, 4-1	14-20-2	Bradley, Bradley (gw), Crossman, Bureau	Bergeon	0-2	0-3	31-19	10,425+
37	12/22 @ BOS	L, 3-5	14-21-2	Bradley, Bureau, Bradley	Young	0-5	6-7	22-34	14,448
38	12/23 @ HFD	L, 1-3	14-22-2	Chambers (p)	Jablonski	1-4	4-6	20-22	10,740
39	12/31 @ CHI	L, 0-5	14-23-2	Bradley	Jablonski	0-8	6-8	22-33	17,532
40	1/2 @ EDM	L, 1-2	14-24-2	-----	Bergeon	0-6	5-6	30-32	14,361
41	1/4 @ VAN	L, 0-7	14-25-2	-----	Jablonski	0-7	4-4	27-40	15,578
42	1/6 @ LA	W, 6-3	15-25-2	Bradley, McRae, Maltais (p), Bradley (p-gw), Hartman, Beers (p)	Young	3-5	3-5	20-36	16,005
43	1/9 @ MIN	L, 4-6	15-26-2	McRae (p), Maltais (p), Chambers, Kasper	Bergeon	2-4	5-5	18-30	13,512
44	1/11 @ TOR	L, 2-4	15-27-2	Bureau (s), Bradley	Jablonski	0-5	5-9	27-27	15,632
45	1/13 @ DET	L, 3-5	15-28-2	Tucker, Hartman, Tucker (p)	Bergeon	1-3	1-2	29-33	19,518
46	1/16 vs. STL	L, 3-5	15-29-2	Kontos (p), Hartman, Crossman	Jablonski	1-7	3-4	42-23	10,425+
47	1/17 vs. WSH	L, 3-5	15-30-2	Tucker, Cole (s), DiMaio	Bergeon	0-5	4-4	31-33	10,425+
48	1/19 vs. MIN	L, 2-4	15-31-2	Tucker, Kontos (p)	Bergeon	1-6	5-5	34-30	10,033
49	1/21 vs. TOR	L, 1-6	15-32-2	Chambers (p)	Bergeon	1-11	7-10	44-35	9,822
50	1/23 vs. SJ	W, 5-1	16-32-2	Creighton, Bureau (gw), Bureau, Beers (e), Kasper (e)	Jablonski	0-9	8-9	36-38	10,130
51	1/24 vs. MIN	T, 2-2*	16-32-3	Hartman, Zamuner (gt)	Jablonski	0-4	2-6	30-36	9,086
52	1/28 vs. STL	L, 2-4	16-33-3	Tucker, Chambers (p)	Jablonski	1-3	4-5	41-32	10,092
53	1/30 @ MIN	W, 4-3	17-33-3	DiMaio, Tucker, Zamuner, Kontos (p-gw)	Young	1-3	0-4	20-21	14,637
54	2/1 @ SJ	W, 5-4	18-33-3	Zamuner, DiMaio, DiMaio (p), Kontos, Andersson (s-gw)	Bergeon	1-2	3-5	26-24	10,890
55	2/3 @ VAN	L, 2-4	18-34-3	Hamrlik, Bradley	Jablonski	0-4	4-6	25-28	14,171
56	2/9 vs. TOR	W, 3-1	19-34-3	Bergland, Bradley (p-gw), Zamuner (e)	Young	1-4	1-2	33-36	10,425+
57	2/11 vs. MIN	L, 0-1	19-35-3	-----	Young	0-6	3-4	34-24	8,748
58	2/14 vs. BOS	T, 3-3*	19-35-4	Tucker (p), Andersson, Kontos (gt)	Young	1-4	3-3	31-32	10,425+
59	2/17 @ DET	L, 1-3	19-36-4	Bradley	Young	0-2	2-3	30-25	19,713
60	2/19 @ TOR	L, 1-4	19-37-4	Tucker (p)	Young	1-5	5-6	28-24	15,720
61	2/20 vs. QUE	L, 2-5	19-38-4	Bradley, Zamuner	Jablonski	0-4	4-5	28-25	9,584
62	2/22 vs. LA	L, 2-5	19-39-4	Tucker, Beers	Young	0-6	1-2	45-28	10,425+
63	2/25 vs. CHI	L, 1-5	19-40-4	Creighton	Young	0-4	0-1	39-38	10,425+
64	2/27 @ PIT	T, 3-3*	19-40-5	Andersson, Bradley, Zamuner (gt)	Jablonski	0-4	1-2		

ALL-TIME LIGHTNING

DATE	OPPONENT	RESULTS	SITE
2017 (3-4-0)			
September 19	Carolina	L, 1-2	Amalie Arena
September 20	Carolina	W, 3-3	PNC Arena
September 22	Nashville	W, 3-1	Amalie Arena
September 24	Florida	L, 2-4	Amalie Arena
September 26	Florida	L, 2-4	BB&T Center
September 28	Florida	L, 2-5	BB&T Center
September 30	Nashville	W, 3-2 (OT)	Bridgestone Arena
2016 (3-2-0)			
September 27	Carolina	L, 2-3	Amalie Arena
September 28	Florida	W, 2-0	Amalie Arena
September 30	Carolina	W, 2-1 (OT)	Amalie Arena
October 1	Nashville	L, 3-4	Bridgestone Arena
October 6	Florida	PPD	BB&T Center
October 8	Nashville	W, 5-3	Amalie Arena
2015 (3-3-1)			
September 22	Nashville	L, 2-3 (OT)	Amalie Arena
September 23	Nashville	L, 2-5	Bridgestone Arena
September 25	Florida	W, 4-1	Amalie Arena
September 26	Dallas	L, 3-6	American Airlines Center
September 29	Pittsburgh	L, 2-4	Cambria County War Memorial Arena
October 1	Dallas	W, 3-2	Amalie Arena
October 3	Florida	W, 3-2	BB&T Center
2014 (5-1-0)			
September 23	Nashville	W, 4-2	Amalie Arena
September 25	Nashville	L, 0-1	Bridgestone Arena
September 26	Dallas	W, 6-3	Amalie Arena
September 30	Dallas	W, 5-1	American Airlines Center
October 2	Florida	W, 3-0	BB&T Center
October 4	Florida	W, 4-1	Amalie Arena
2013 (5-2-0)			
September 18	St. Louis	W, 4-3 (SO)	Louisiana Center (Orlando, FL)
September 19	Nashville	W, 5-1	Tampa Bay Times Forum
September 20	St. Louis	W, 4-3	Scotttrade Center
September 21	Florida	W, 5-4 (SO)	Tampa Bay Times Forum
September 24	Nashville	L, 1-2	Bridgestone Arena
September 25	Florida	W, 3-2 (OT)	German Arena (Estero, FL)
September 28	Florida	L, 3-5	BB&T Center
2012			
Did Not Play			
2011 (3-3-0)			
September 20	St. Louis	L, 1-3	Scotttrade Center
September 21	St. Louis	L, 3-4	Amway Center (Orlando, FL)
September 23	Florida	W, 5-2	St. Pete Times Forum
September 24	Florida	W, 5-3	BankAtlantic Center
September 29	Montreal	W, 4-0	Bell Centre
October 1	Montreal	L, 1-5	Colisee Pepsi (Quebec City, PQ)
2010 (4-1-1)			
September 21	Dallas	W, 4-2	American Airlines Center
September 22	Chicago	W, 4-2	MTS Centre (Winnipeg, MB)
September 23	Edmonton	L, 2-5	Resall Place
September 25	Calgary	L, 4-5 (SO)	Pengrowth Saddledome
October 1	Florida	W, 2-1 (OT)	BankAtlantic Center
October 2	Florida	W, 4-1	St. Pete Times Forum
2009 (4-1-2)			
September 16	Dallas	L, 3-4 (OT)	American Airlines Center
September 18	Atlanta	W, 2-1 (SO)	St. Pete Times Forum
September 21	Ottawa	L, 1-3	Brandt Center (Regina, SK)
September 22	Phoenix	W, 2-3 (SO)	Everett Events Center (Everett, WA)
September 23	Phoenix	L, 3-4 (SO)	Budweiser Events Ctr. (Loveland, CO)
September 24	Edmonton	W, 4-3 (OT)	MTS Centre (Winnipeg, MB)
September 27	Atlanta	W, 5-1	Philips Arena
2008 (5-1-0)			
September 20	Pittsburgh	W, 5-4 (SO)	Mellon Arena
September 22	Pittsburgh	L, 2-3	St. Pete Times Forum
September 23	NY Rangers	W, 4-2	St. Pete Times Forum
September 25	NY Rangers	W, 4-2	Madison Square Garden
September 28	Eisbaren Berlin	W, 4-1	O2 World Arena (Berlin, Germany)
September 30	HC Slovan	W, 3-2 (SO)	Samsung Arena (Bratislava, Slovakia)
2007 (2-2-1)			
September 19	Dallas	W, 4-3 (OT)	St. Pete Times Forum
September 22	Washington	L, 1-2	St. Pete Times Forum
September 24	Detroit	W, 4-3	St. Pete Times Forum
September 27	Detroit	L, 2-3 (SO)	Joe Louis Arena
September 29	Dallas	L, 1-5	American Airlines Center
2006 (2-1-3)			
September 20	Washington	W, 3-2 (OT)	Verizon Center
September 22	Detroit	L, 4-5 (OT)	Joe Louis Arena
September 24	Dallas	W, 7-4	St. Pete Times Forum
September 25	Montreal	L, 3-4 (OT)	Bell Centre
September 28	Detroit	L, 1-4	St. Pete Times Forum
September 30	Dallas	L, 3-4 (OT)	American Airlines Center
2005 (2-4-1)			
September 19	Detroit	W, 5-3	Joe Louis Arena
September 20	Montreal	L, 1-6	Bell Centre
September 22	Carolina	L, 2-5	RBC Center
September 24	Florida	W, 5-0	St. Pete Times Forum
September 25	Florida	L, 2-3 (SO)	St. Pete Times Forum
September 30	Carolina	L, 2-5	St. Pete Times Forum
October 2	Florida	L, 0-4	BankAtlantic Center
2004			
Did Not Play			
2003 (4-3-1)			
September 18	Atlanta	L, 2-1	Omni Coliseum (Atlanta, GA)
September 19	Atlanta	W, 4-1	St. Pete Times Forum
September 21	Carolina	W, 3-0	St. Pete Times Forum
September 25	Carolina	W, 4-2	RBC Center
September 28	Florida	W, 3-2	St. Pete Times Forum

ALL-TIME PRESEASON RESULTS

DATE	OPPONENT	RESULTS	SITE
September 30	Buffalo	T, 2-2	Memorial Auditorium Complex (Kitchener, ON)
October 2	Ottawa	L, 4-3	Corel Centre
October 4	Florida	L, 3-2	Office Depot Center
2002 (5-3-1)			
September 20	Atlanta	W, 8-1	Omni Coliseum (Atlanta, GA)
September 21	Columbus	L, 2-1	St. Pete Times Forum
September 24	Carolina	T, 3-3	TECO Arena (Estero, FL)
September 25	Carolina	L, 3-0	St. Pete Times Forum
September 27	Florida	W, 5-2	Office Depot Center
September 28	Florida	W, 5-2	St. Pete Times Forum
October 1	Atlanta	W, 6-0	St. Pete Times Forum
October 4	Ottawa	L, 5-1	Corel Centre
October 5	Toronto	W, 3-2 (OT)	Air Canada Centre
2001 (2-1-2)			
September 18	Ottawa	T, 4-4	Halifax Metro Centre (Halifax, NS)
September 19	Columbus	W, 2-0	Onondaga County War Memorial (Syracuse, NY)
September 22	Washington	W, 4-3 (OT)	Compaq Center (Houston, TX)
September 28	Florida	L, 2-3	Ice Palace Arena
September 29	Florida	T, 3-3	National Car Rental Center
2000 (1-3-1)			
September 16	Carolina	L, 4-5	TECO Arena (Estero, FL)
September 17	Washington	W, 2-1	Ice Palace Arena
September 19	Washington	T, 4-4	Ice Palace Arena
September 21	Florida	L, 1-2	Ice Palace Arena
September 26	Florida	L, 2-3	TECO Arena (Estero, FL)
1999 (5-4-0)			
September 11	Carolina	L, 3-1	TECO Arena (Estero, FL)
September 12	Carolina	W, 2-1	Ice Palace Arena
September 14	NY Islanders	L, 2-6	Ice Palace Arena
September 17	Chicago	L, 3-6	United Center
September 18	Buffalo	W, 5-2	Gund Arena (Cleveland, OH)
September 19	Buffalo	L, 1-3	Louis J. Tulio Arena (Erie, PA)
September 21	NY Islanders	W, 4-2	National Car Rental Center
September 22	NY Islanders	W, 4-2	Nassau Veterans Memorial Coliseum
September 24	Florida	W, 3-2	Ice Palace Arena
1998 (5-3-0)			
September 15	VEU Feldkirch	W, 4-1	Vorarberghalle (Feldkirch, Austria)
September 18	Buffalo	W, 3-1	OlympiaWorld Innsbruck (Innsbruck, Austria)
September 20	Florida	L, 1-5	Lakeland Center (Lakeland, FL)
September 23	NY Islanders	W, 4-3	Cumberland County Crown Coliseum (Fayetteville, NC)
September 29	Carolina	W, 5-3	Ice Palace Arena
October 2	Florida	L, 2-3	Veterans Memorial Coliseum (Jacksonville, FL)
October 3	Florida	W, 5-4	Ice Palace Arena
October 5	Dallas	L, 2-7	Reunion Arena
1997 (2-4-1)			
September 17	Dallas	T, 5-5	Lakeland Center (Lakeland, FL)
September 17	Washington	L, 1-2	Lakeland Center (Lakeland, FL)
September 20	Washington	L, 3-8	MCI Center
September 23	Florida	L, 2-3	Miami Arena
September 24	Dallas	L, 2-4	Reunion Arena
September 25	Florida	W, 7-2	Ice Palace Arena
September 28	Detroit	W, 3-1	Joe Louis Arena
1996 (2-1-2)			
September 16	Hartford	T, 2-2	Hartford Civic Center
September 19	Florida	W, 3-1	Orlando Arena (Orlando, FL)
September 20	Florida	L, 2-5	Lakeland Center (Lakeland, FL)
September 28	Ottawa	W, 2-1	Corel Centre
September 29	Detroit	T, 3-3	Joe Louis Arena
1995 (3-3-2)			
September 15	Atlanta (IHL)	L, 3-7	Lakeland Center (Lakeland, FL)
September 16	Atlanta (IHL)	W, 8-1	Omni Coliseum (Atlanta, GA)
September 19	NY Islanders	T, 2-2	Windsor Arena (Windsor, ON)
September 22	NY Islanders	L, 4-5	Nassau Veterans Memorial Coliseum
September 23	NY Islanders	W, 5-3	Lakeland Center (Lakeland, FL)
September 28	Florida	W, 5-2	Veterans Memorial Coliseum (Jacksonville, FL)
September 30	Hartford	T, 4-4	ThunderDome
October 4	Florida	L, 2-3	ThunderDome
1994 (5-2-1)			
September 13	St. Louis	L, 1-7	Lakeland Center (Lakeland, FL)
September 16	Atlanta (IHL)	W, 5-3	Lakeland Center (Lakeland, FL)
September 17	Atlanta (IHL)	W, 4-1	Omni Coliseum (Atlanta, GA)
September 19	Washington	L, 1-2 (OT)	Tallahassee-Leon County Civic Center (Tallahassee, FL)
September 23	St. Louis	T, 4-4	Peoria Civic Center (Peoria, Ill)
September 24	Buffalo	W, 7-3	North Charleston Coliseum (Charleston, SC)
September 27	Florida	W, 2-0	Miami Arena
September 28	Florida	W, 3-1	ThunderDome
1993 (4-3-2)			
September 16	Florida	W, 4-3	Lakeland Civic Center (Lakeland, FL)
September 17	St. Louis	T, 2-2	Lakeland Civic Center (Lakeland, FL)
September 18	Florida	L, 1-5	Veterans Memorial Coliseum (Jacksonville, FL)
September 19	Florida	W, 4-2	Miami Arena
September 21	St. Louis	W, 5-3	Peoria Civic Center (Peoria, Ill)
September 25	Florida	W, 3-0	Orlando Arena (Orlando, FL)
September 29	Dallas	T, 5-5	Orlando Arena (Orlando, FL)
October 1	Boston	L, 2-4	ThunderDome
October 2	Boston	L, 2-3 (OT)	Omni Coliseum (Atlanta, GA)
1992 (5-2-2)			
September 18	Minnesota	T, 4-4	Expo Hall
September 19	Minnesota	W, 5-2	Lakeland Civic Center (Lakeland, FL)
September 22	St. Louis	W, 6-3	St. Louis Arena
September 23	St. Louis	L, 4-6	Expo Hall
September 25	Ottawa	T, 3-3	Lakeland Civic Center (Lakeland, FL)
September 27	Ottawa	W, 4-3	Ottawa Civic Centre
September 29	Philadelphia	W, 5-3	Orlando Arena (Orlando, FL)
October 2	Boston	L, 2-3	Expo Hall
October 3	Boston	W, 5-2	Omni Coliseum (Atlanta, GA)

PERSONNEL HISTORY

OWNERS	2010 - Present
Jeff Vinik, Tampa Bay Sports and Entertainment	2010 - Present
OK Hockey	2008-09 - 2009-10
Palace Sports & Entertainment, Inc.	1999-00 - 2007-08
Art Williams	1998-99
Kokusai Green, Ltd.	1992-93 - 1997-98
CHIEF EXECUTIVE OFFICER	
Steve Griggs	2015-16 - Present
Tod Leiuweke	2010-11 - 2014-15
Tom Wilson	1999-00 - 2007-08
Billy McGehee	1998-99
Steve Oto	1995-96 - 1997-98
PRESIDENTS	
Steve Griggs	2013-14 - 2014-15
Len Barrie	2008-09 - 2009-10
Ron Campbell	1999-00 - 2007-08
Billy McGehee	1998-99
Chuck Hasegawa (interim)	1997-98
Steve Oto	1995-96 - 1997-98
Yoshio Nakamura	1992-93 - 1994-95
GENERAL MANAGERS	
John BriseBois	2018-19 - Present
Steve Yzerman	2010-11 - 2017-18
Brian Lawton	2008-09 - 2009-10
Jay Feaster	2001-02 - 2007-08
Rick Dudley	1999-00 - 2001-02
Jacques Demers	1998-99
Phil Esposito	1992-93 - 1998-99
HEAD COACHES	
Jon Cooper	2012-13 - Present
Guy Boucher	2010-11 - 2012-13
Rick Tocchet	2009-10
Rick Tocchet (interim)	2008-09
Barry Melrose	2008-09 (16 games)
John Tortorella	2000-01 - 2007-08
Steve Ludzik	1999-00 - 2000-01
Jacques Demers	1997-98 - 1998-99
Rick Paterson (interim)	1997-98
Terry Crisp	1992-93 - 1997-98
ASSISTANT COACHES	
Derek Lalonde	2017-18 -- Present
Jeff Halpern	2017-18 -- Present
Todd Richards	2015-16 -- Present
Brad Lauer	2014-15 -- 2017-18
Rick Bowness	2013-14 - 2017-18
George Gwozdecky	2013-14 - 2014-15
Steve Thomas	2012-13 - 2015-16
Dan Lacroix	2010-11 - 2012-13
Martin Raymond	2010-11 - 2012-13
Wayne Flemming	2010-11 - 2011-12
Jim Johnson	2009-10 (17 games)
Rick Wilson	2009-10
Cap Raeder	2008-09 - 2009-10
Wes Walz	2008-09 - 2009-10
Mike Sullivan	2008-09
Rick Tocchet	2008-09
Mike Sullivan	2007-08
Jeff Reese	2000-01 - 2007-08
Craig Ramsay	2000-01 - 2006-07
John Tortorella	2000-01 - 2000-01
John Torchetti	1999-00 - 2000-01
Brad Shaw	1999-00
John Cullen	1998-99 - 1999-00
Paulin Bordeleau	1998-99
Rick Paterson	1997-98 - 1998-99
Dave MacQueen	1996-97 - 1997-98
Chris Reichart	1995-96 - 1997-98
Danny Gare	1993-94
Wayne Cashman	1992-93 - 1995-96
CAPTAINS	
Steven Stamkos	2013-14 - Present
Martin St. Louis	2013-14
Vincent Lecavalier	2008-09 - 2012-13
Tim Taylor	2006-07 - 2007-08
Dave Andreychuk	2002-03 - 2005-06
Vincent Lecavalier	1999-00 - 2000-01
Chris Gratton	1999-00
Bill Houlder	1999-00
Rob Zamuner	1998-99
Mikael Renberg	1997-98
Paul Ysebaert	1995-96 - 1997-98
None	1992-93 - 1994-95

AWARDS & HONORS

HART TROPHY	Martin St. Louis	2003-04	Vincent Lecavalier (3rd Star*)	November 2007

ALL-TIME SWEATER NUMBERS

1	Wendell Young 1992-93 - 1994-95 Jeff Reese 1995-96 Zac Bierk 1997-98 - 1999-00 Evgeny Konstantinov 2000-01 - 2002-03 Sean Burke 2005-06	Martin Cibak 2003-04, 2005-06 Mark Recchi 2008-09 Matt Walker 2009-10 Randy Jones 2010-11 Mark Barberio 2012-13 - 2014-15	16	Chris Kontos 1992-93 Jason Lafreniere 1993-94 Ben Hankinson 1994-95 Troy Mallette 1997-98 Darcy Tucker 1997-98 - 1999-00 Juha Ylonen 2001-02 Alexander Svitov 2002-03 - 2003-04 Jim Campbell 2005-06 Jason Ward 2006-07 - 2008-09 Drew Miller 2009-10 Mark Parrish 2009-10 Teddy Purcell 2009-10 - 2013-14	22	Shawn Chambers 1992-93 - 1994-95 Aaron Gavey 1995-96 Dino Ciccarelli 1996-97 - 1997-98 Paul Mara 1998-99 - 1999-00 Chris McAlpine 1999-00 Wayne Primeau 1999-00 - 2000-01 Dan Boyle 2001-02 - 2007-08 Marek Malik 2008-09 Ryan Shannon 2011-12 J.P. Cote 2013-14 Erik Condra 2015-16	29	Joe Reekie 1992-93 - 1993-94 Alex Selivanov 1994-95 - 1998-99 Viacheslav Butsayev 1999-00 Pavel Torgaev 1999-00 Dan Boyle 2001-02 Dmitry Afanasev 2001-02 - 2006-07 Craig MacDonald 2007-08 Janne Niskala 2008-09 Brendan Mikkelsen 2011-12 - 2012-13 Slater Koekoek 2014-15	38	Darren Rumble 2002-03 - 2003-04 Jay Leach 2007-08 Paul Szczechura 2008-09 - 2009-10 Tanner Richard 2016-17	53	Brandon Segal 2008-09 Luke Witkowski 2014-15 - 2015-16	79	Vladimir Vujtek 1997-98	
2	Stephane J.G. Richer 1992-93 Bob Beers 1992-93 - 1993-94 Enrico Ciccone 1993-94 Bill Houlder 1995-96 - 1996-97 Mike McBain 1997-98 - 1998-99 Paul Mara 1999-00 - 2000-01 Stan Neckar 2000-01 - 2002-03 Timo Helbling 2005-06 Dan Jancevski 2007-08 Alexandre Picard 2007-08 Lukas Krajccek 2008-09 - 2009-10 Eric Brewer 2010-11 - 2014-15	9	Anatoli Semenov 1992-93 Shayne Stevenson 1992-93 Dave Capuano 1992-93 Denis Savard 1993-94 Jason Wiemer 1994-95 Jeff Toms 1995-96 - 1997-98 Michael Nylander 1998-99 Jeff Shevalier 1999-00 Brian Holzinger 1999-00 - 2001-02 Eric Perrin 2003-04, 2006-07 Steve Downie 2011-12 Tyler Johnson 2013-14	17	Basil McRae 1992-93 Jason Lafreniere 1992-93 Gerard Gallant 1993-94 - 1994-95 Brent Peterson 1996-97 - 1997-98 Wendel Clark 1998-99 Steve Gualla 1999-00 Brian Holzinger 1999-00 Ryan Johnson 1999-00 - 2000-01 Rylan Tabler 2001-02 Ruslan Fedotenko 2002-03 - 2006-07 Jan Hlavac 2007-08 Radim Vrbata 2008-09 Todd Fedoruk 2009-10 Alex Killom 2012-13	23	Mike Hartman 1992-93 Chris Joseph 1993-94 Rich Sutter 1994-95 Ben Hankinson 1994-95 Brian Bellows 1995-96 - 1996-97 Bryan Marchment 1997-98 Michal Sykora 1998-99 Petr Svoboda 1998-99 - 2000-01 Janne Laukkanen 2002-03 Jamie Howard 2008-09 Mike Commodore 2011-12 J.T. Brown 2013-14 - 2017-18	30	J.C. Bergeron 1992-93 - 1995-96 Mark Fitzpatrick 1997-98 Bill Ranford 1998-99 Andrei Zyuzin 1999-00 - 2001-02 Kevin Hodson 2002-03 Marc Denis 2006-07 - 2007-08 Mike McKenna 2008-09 Antero Niittymaki 2009-10 Dan Ellis 2010-11 Dwayne Roloson 2011-12 Cedric Desjardins 2010-11, 2013-14 Ben Bishop 2012-13 - 2016-17	40	Shayne Stevenson 1992-93 Chris LiPuma 1992-93 Johan Holmqvist 2006-07 - 2007-08 Dustin Tokarski 2009-10 - 2011-12 Gabriel Dumont 2017-18	56	Ian Herbers 1999-00 Kyle Wanvig 2006-07 Vladimir Mihalik 2008-09 - 2009-10 Nikita Kucherov 2013-14	85	Petr Klima 1993-94 - 1995-96
3	Doug Crossman 1992-93 Shawn Rivers 1992-93 Eric Charron 1993-94 - 1995-96 Pavel Kubina 1997-98 - 1998-99 Sami Helenius 1998-99 Sergey Gusev 1998-99 - 1999-00 Grant Ledyard 2000-01 - 2001-02 Marc Bergevin 2002-03 Doug Janik 2006-07 - 2007-08 Ty Wishart 2008-09 Keith Auile 2011-12 - 2013-14	10	Adam Creighton 1992-93 - 1993-94 Paul Brousseau 1996-97 - 1997-98 Sandy McCarthy 1997-98 - 1998-99 Mike Johnson 1999-00 - 2000-01 John Emmons 2000-01 Jussi Jokinen 2007-08 Gary Roberts 2008-09 Sean Bergenheim 2010-11 Mike Angelidis 2012-13 Brenden Morrow 2014-15 Mike Angelidis 2015-16 J.T. Miller 2017-18	18	Rob DiMaio 1992-93 - 1993-94, 2005-06 - 2006-07 Denis Savard 1994-95 Daymond Langkow 1995-96 - 1998-99 Marek Posmyk 1999-00 - 2000-01 Ryan Tabler 2001-02 Zdeno Ciger 2001-02 Jimmie Olvestad 2002-03 Adam Hall 2008-09, 2012-13 Ondrej Palat 2013-14	24	Danton Cole 1992-93 - 1994-95 Jason Wiemer 1995-96 - 1997-98 Reid Simpson 1999-00 Kyle Freadrich 2000-01 Shane Willis 2001-02 - 2003-04 Andreas Karlsson 2006-07 - 2007-08 Matt Pettinger 2008-09 Johan Harju 2010-11 Trevor Smith 2011-12 Dmitry Korobov 2013-14 Ryan Callahan 2013-14	31	David Littman 1992-93 Rick Tabaracci 1996-97 Kevin Hodson 1998-99 Rich Parent 1999-00 Wade Flaherty 2000-01 Dieter Kochan 2001-02 Karri Ramo 2006-07 - 2008-09 Dwayne Roloson 2010-11 Cedric Desjardins 2013-14 Peter Budaj 2016-17 - 2017-18	42	Matt Elich 1999-00 Sheldon Keefe 2001-02 Junior Lessard 2007-08 Dana Tyrell 2010-11 - 2012-13 Jonathan Marchessault 2014-15	58	Scott Jackson 2009-10	92	Aaron Gavey 1996-97 Joel Vermin 2016-17
4	Cory Cross 1993-94 - 1998-99 Vincent Lecavalier 1999-00 - 2012-13	11	Steve Kasper 1992-93 Bill McDougall 1993-94 Shawn Burr 1995-96 - 1996-97, 1999-00 Steve Kelly 1997-98 - 1998-99 Mike Johnson 1999-00 Sergey Gusev 2000-01 Kristian Kudroc 2001-02 Chris Dingman 2001-02 - 2005-06 Jeff Halpern 2007-08 - 2009-10 Tom Pyatt 2011-12 - 2013-14 Brian Boyle 2014-15 - 2016-17	25	Marc Bergevin 1992-93 - 1994-95 Allan Egeland 1996-97 - 1997-98 Dan Kesa 1999-00 Dwayne Hay 1999-00 Dave Andreychuk 2001-02 - 2005-06 Matt Carle 2012-13 - 2015-16	32	Peter Taglianetti 1992-93 Corey Schwab 1996-97 - 1998-99 Craig Miller 2000-01 Matt Smeby 2007-08 - 2010-11 Mathieu Garon 2011-12 - 2012-13	43	Xavier Delisle 1998-99 Kyle Freadrich 1999-00 Thomas Ziegler 2000-01 Mathieu Biron 2001-02 James Wright 2009-10 - 2010-11 Evan Oberg 2011-12	59	Mike Angelidis 2011-12 Jake Dotchin 2016-17	93	Daren Puppa 1993-94 - 1999-00		
5	Rob Ramage 1992-93 Normand Rochefort 1993-94 Drew Bannister 1995-96 Igor Ulanov 1995-96 - 1997-98 Bruce Gardiner 1999-00 Jassen Cullimore 1997-98 - 1998-99 Darryl Sydor 2000-01 - 2003-04 Matt Carle 2005-06 Mattias Ohlund 2009-10 - 2012-13 Jason Garrison 2014-15 - 2016-17 Dan Girardi 2017-18	12	Jack Callander 1992-93 Jim Cummins 1993-94 John Cullen 1995-96 - 1998-99 Simon Gagne 2010-11 Ryan Malone 2008-09 - 2009-10, 2011-12 - 2013-14	19	Brian Bradley 1992-93 - 1997-98 Steve Martins 1999-00 Brad Richards 2000-01 - 2007-08 Stephane Veilleux 2009-10 Dominic Moore 2010-11 - 2011-12 JT Brown 2011-12 B.J. Crombeen 2012-13 - 2013-14 Cory Conacher 2016-17	33	Brantt Myhres 1994-95 Yves Racine 1997-98 Benoit Hogue 1998-99 Fredrik Modin 1999-00 - 2005-06 David Koci 2008-09 Greg McKeeg 2016-17	44	Roman Hamrlik 1992-93 - 1997-98 Stephane J.J. Richer 1997-98 - 1999-00 Craig Millar 2000-01 Nolan Pratt 2001-02 - 2006-07 Steve Eminger 2008-09 Martins Karsums 2008-09 Nate Thompson 2009-10 - 2013-14 Tye McGinn 2015-16	61	Alex Selivanov 1998-99 Cory Stillman 2003-04 Karl Stewart 2006-07 - 2007-08 Gabriel Dumont 2016-17	95	Michel Petit 1995-96		
6	Alain Cote 1992-93 Donald Dufresne 1993-94 Adrien Plavsic 1994-95 - 1995-96 Craig Wolanin 1996-97 - 1997-98 Jeff Norton 1997-98 - 1998-99 David Wilkie 1998-99 Karel Betik 1998-99 Bryan Muir 1999-00 - 2000-01 Adrian Aucoin 2000-01 Sascha Goc 2001-02 Andrew Hutchinson 2008-09 Josef Melichar 2008-09 Kurtis Foster 2009-10 Ryan Malone 2010-11 Sami Salo 2012-13 - 2013-14 Anton Stralman 2014-15	13	Martin Simard 1992-93 Pavel Kubina 1998-99 - 2005-06, 2010-11 - 2011-12 Alex Tanguay 2009-10 Cedric Paquette 2014-15	20	Michel Mongeau 1992-93 Jason Ruff 1992-93 Randy Gilhen 1992-93 Rudy Poeschek 1993-94 - 1996-97 Mikael Renberg 1997-98 - 1998-99 Chris Gratton 1998-99 Corey Spring 1998-99 Stan Drulia 1999-00 - 2000-01 Vaclav Prospal 2001-02 - 2002-03, 2005-06 - 2008-09 Tim Wallace 2011-12 Evgeni Nabokov 2014-15 Matt Taormina 2015-16	34	Mikael Andersson 1992-93 - 1998-99 Gordie Dwyer 1999-00 - 2001-02 Ryan Craig 2005-06 - 2009-10 Marc-Antoine Pouliot 2010-11 JT Wyman 2011-12 - 2012-13	46	Andrei Skopintsev 1998-99 - 1999-00 Sheldon Keefe 2000-01 Martin Cibak 2001-02 Darren Reid 2005-06 Kyle Wanvig 2007-08 Mike Blunden 2014-15 - 2015-16	65	Vladislav Namestnikov 2013-14 Yanni Gourde 2015-16	98	Mikhail Sergachev 2017-18		
7	Rob Zamuner 1992-93 - 1998-99 Ben Clymer 1999-00 - 2003-04 Luke Richardson 2006-07 Michel Ouellet 2007-08 Noah Welch 2008-09 Brett Clark 2010-11 - 2011-12 Radko Gudas 2013-14 - 2014-15	14	John Tucker 1992-93 - 1995-96 Kar Dykhuis 1997-98 - 1998-99 Robert Petrovicky 1998-99 - 1999-00 Alexander Kharitonov 2000-01 Glen Metropolit 2001-02 Shane Willis 2001-02 Norm Milley 2005-06 Andrej Meszaros 2008-09 - 2009-10 Brett Connolly 2011-12 - 2014-15 Chris Kunitz 2017-18	26	Tim Bergland 1992-93 - 1993-94 Bob Halkidis 1994-95 - 1995-96 Mick Vukota 1997-98 Jody Hull 1997-98 Craig Janney 1998-99 Alexandre Daigle 1998-99 Andreas Johansson 1999-00 Cory Sarich 1999-00 - 2006-07 Mathieu Darche 2007-08 Cory Murphy 2008-09 David Hale 2009-10 Corey Spring 1997-98 Kjell Samuelson 1998-99 Reid Simpson 1999-00 Nils Ekman 1999-00 - 2000-01 Sheldon Keefe 2001-02 - 2002-03 Zenon Konopka 2008-09 - 2009-10 Mathieu Roy 2010-11, 2012-13 Cody Kunk 2013-14 Luke Witkowski 2016-17	35	Pat Jablonski 1992-93 - 1993-94 Derek Wilkinson 1995-96 - 1998-99 Kevin Hodson 1999-00 Dieter Kochan 1999-00 - 2000-01 Nikolai Khabibulin 2000-01 - 2003-04 Riku Helenius 2008-09 - 2009-10 Dwayne Roloson 2010-11 Sebastien Caron 2011-12	47	Brent Peterson 1998-99 John Grahame 2002-03 - 2005-06 Marc-Andre Bergeron 2010-11 - 2012-13 Joel Vermin 2015-16 Michael Vernace 2010-11	73	Matt Elich 2000-01 Adam Erne 2016-17				
8	Ken Hodge 1992-93 Herb Raglan 1992-93 Jason Ruff 1993-94 Jamie Huscroft 1996-97 - 1997-98 Vincent Lecavalier 1998-99 Michael Nylander 1999-00 Todd Warriner 1999-00 - 2000-01	15	Keith Osborne 1992-93 Pat Elynuik 1993-94 Paul Ysebaert 1994-95 - 1998-99 Jaroslav Svejkovsky 1999-00 Nikita Alexeev 2001-02 - 2002-03, 2006-07 Brian Lee 2011-12 - 2012-13 Mike Angelidis 2014-15 Michael Bournival 2016-17	27	Stan Drulia 1992-93 Jim Cummins 1994-95 Brantt Myhres 1994-95 Alexander Semak 1994-95 David Shaw 1995-96 - 1997-98 Brent Peterson 1998-99 Colin Forbes 1998-99 - 1999-00 Jassen Cullimore 1999-00 Steve Martins 2000-01 Sheldon Keefe 2000-01 Tim Taylor 2001-02 - 2007-08 Brandon Bochenski 2008-09 - 2009-10 Bruno Gervais 2011-12 Jonathan Drouin 2014-15 - 2016-17 Ryan McDonagh 2017-18	36	Louie DeBrusk 1997-98 Alexander Kharitonov 2000-01 Matthew Barnaby 2000-01 - 2001-02, 2007-08 Andre Roy 2001-02 - 2003-04, 2006-07 - 2007-08 Jussi Jokinen 2008-09	49	Brent Gretzky 1993-94 - 1994-95 David Wilkie 1998-99 Kaspars Astashenko 1999-00 Blair Jones 2006-07 - 2007-08, 2009-10 - 2011-12 JT Brown 2011-12	75	Radko Gudas 2012-13				
				37	Steve Maltais 1992-93 Dmitry Afanasev 2000-01 Brad Lukowich 2002-03 - 2003-04, 2007-08 Valtteri Filppula 2013-14 - 2016-17	51	Dale Rominski 1999-00 Kevin Quick 2008-09 Victor Hedman 2009-10	88	Andrei Vasilevsky 2014-15						
				39	Enrico Ciccone 1993-94 - 1995-96, 1997-98 - 1998-99 Dan Cloutier 1999-00 - 2000-01 Doug O'Brien 2005-06 Mike Lundin 2007-08 - 2010-11 Anders Lindback 2012-13 - 2013-14	52	Radek Smolenak 2008-09	91	Steven Stamkos 2008-09						
				41	Maxim Galanov 2000-01 Jimmie Olvestad 2001-02 Mike Smith 2007-08 - 2010-11	57	Kristian Kudroc 2000-01	92	Aaron Gavey 1996-97 Joel Vermin 2016-17						
				42	Matt Elich 1999-00 Sheldon Keefe 2001-02 Junior Lessard 2007-08 Dana Tyrell 2010-11 - 2012-13 Jonathan Marchessault 2014-15	58	Scott Jackson 2009-10	93	Daren Puppa 1993-94 - 1999-00						
				43	Xavier Delisle 1998-99 Kyle Freadrich 1999-00 Thomas Ziegler 2000-01 Mathieu Biron 2001-02 James Wright 2009-10 - 2010-11 Evan Oberg 2011-12	59	Mike Angelidis 2011-12 Jake Dotchin 2016-17	94	Matt Gilroy 2011-12						
				44	Roman Hamrlik 1992-93 - 1997-98 Stephane J.J. Richer 1997-98 - 1999-00 Craig Millar 2000-01 Nolan Pratt 2001-02 - 2006-07 Steve Eminger 2008-09 Martins Karsums 2008-09 Nate Thompson 2009-10 - 2013-14 Tye McGinn 2015-16	61	Alex Selivanov 1998-99 Cory Stillman 2003-04 Karl Stewart 2006-07 - 2007-08 Gabriel Dumont 2016-17	95	Michel Petit 1995-96						
				45	Pat Jablonski 1992-93 - 1993-94 Derek Wilkinson 1995-96 - 1998-99 Kevin Hodson 1999-00 Dieter Kochan 1999-00 - 2000-01 Nikolai Khabibulin 2000-01 - 2003-04 Riku Helenius 2008-09 - 2009-10 Dwayne Roloson 2010-11 Sebastien Caron 2011-12	62	Andrei Nazarov 1997-98 - 1998-99 Kaspars Astashenko 2000-01 Andrej Sustr 2013-14 - 2017-18	96	Brad Lukowich 2002-03 - 2003-04, 2007-08						
				46	Andrei Skopintsev 1998-99 - 1999-00 Sheldon Keefe 2000-01 Martin Cibak 2001-02 Darren Reid 2005-06 Kyle Wanvig 2007-08 Mike Blunden 2014-15 - 2015-16	63	Craig Millar 2000-01 Nolan Pratt 2001-02 - 2006-07 Steve Eminger 2008-09 Martins Karsums 2008-09 Nate Thompson 2009-10 - 2013-14 Tye McGinn 2015-16	97	Matt Gilroy 2011-12						
				47	Brent Peterson 1998-99 John Grahame 2002-03 - 2005-06 Marc-Andre Bergeron 2010-11 - 2012-13 Joel Vermin 2015-16 Michael Vernace 2010-11	64	Jason Bonsignore 1997-98 - 1998-99	98	Mikhail Sergachev 2017-18						
				48	Steve Maltais 1992-93 Dmitry Afanasev 2000-01 Brad Lukowich 2002-03 - 2003-04, 2007-08 Valtteri Filppula 2013-14 - 2016-17	65	Vladislav Namestnikov 2013-14 Yanni Gourde 2015-16	99							
				49	Brent Gretzky 1993-94 - 1994-95 David Wilkie 1998-99 Kaspars Astashenko 1999-00 Blair Jones 2006-07 - 2007-08, 2009-10 - 2011-12 JT Brown 2011-12	66	Andrei Nazarov 1997-98 - 1998-99 Kaspars Astashenko 2000-01 Andrej Sustr 2013-14 - 2017-18	100							
				50	Pat Jablonski 1992-93 - 1993-94 Derek Wilkinson 1995-96 - 1998-99 Kevin Hodson 1999-00 Dieter Kochan 1999-00 - 2000-01 Nikolai Khabibulin 2000-01 - 2003-04 Riku Helenius 2008-09 - 2009-10 Dwayne Roloson 2010-11 Sebastien Caron 2011-12	67	Benoit Pouliot 2012-13								
				51	Dale Rominski 1999-00 Kevin Quick 2008-09 Victor Hedman 2009-10	68	Mario Larocque 1998-99 Filip Kuba 2006-07 - 2007-08 Geoff Kinrade 2008-09 Richard Panik 2012-13 - 2013-14 Anthony Cirelli 2017-18								
				52	Radek Smolenak 2008-09	69	Mario Larocque 1998-99 Filip Kuba 2006-07 - 2007-08 Geoff Kinrade 2008-09 Richard Panik 2012-13 - 2013-14 Anthony Cirelli 2017-18								
				53	Brandon Segal 2008-09 Luke Witkowski 2014-15 - 2015-16	70	Mario Larocque 1998-99 Filip Kuba 2006-07 - 2007-08 Geoff Kinrade 2008-09 Richard Panik 2012-13 - 2013-14 Anthony Cirelli 2017-18								
				54	Gaetan Royer 2001-02 Paul Ranger 2005-06 - 2009-10 Cedric Paquette 2013-14	71	Mario Larocque 1998-99 Filip Kuba 2006-07 - 2007-08 Geoff Kinrade 2008-09 Richard Panik 2012-13 - 2013-14 Anthony Cirelli 2017-18								
				55	Drew Bannister 1995-96 - 1996-97, 1998-99 Josef Boumedienne 2001-02 Darryl Sydor 2003-04 Shane O'Brien 2006-07 - 2008-09 Matt Lashoff 2008-09 - 2009-10 Matt Taormina 2012-13 Braydon Coburn 2014-15	72	Mario Larocque 1998-99 Filip Kuba 2006-07 - 2007-08 Geoff Kinrade 2008-09 Richard Panik 2012-13 - 2013-14 Anthony Cirelli 2017-18								
				56	Ian Herbers 1999-00 Kyle Wanvig 2006-07 Vladimir Mihalik 2008-09 - 2009-10 Nikita Kucherov 2013-14	73	Matt Elich 2000-01 Adam Erne 2016-17								
				57	Kristian Kudroc 2000-01	74	Brantt Myhres 1996-97 Nick Tamasky 2005-06 - 2007-08 Ondrej Palat 2012-13								
				58	Scott Jackson 2009-10	75	Radko Gudas 2012-13								
				59	Mike Angelidis 2011-12 Jake Dotchin 2016-17	76	Evgeny Artyukhin 2005-06, 2008-09 Pierre-Cedric Labie 2011-12 - 2013-14								
				60</											

ALL-TIME DRAFT SELECTIONS

RD/NO.	PLAYER	POS	CLUB
2018			
2/59	Gabriel Fortier	LW	Baie-Comeau (QMJHL)
3/90	Dmitry Semykin	D	SKA-1946 St. Petersburg (MHL)
4/121	Alexander Green	D	Lincoln (USHL)
5/152	Magnus Chrona	G	Nacha HK (Sweden Jr.)
6/183	Cole Koepke	LW	Sioux City (USHL)
7/206	Radim Salda	D	Saint John (QMJHL)
7/214	Ty Taylor	G	Vernon (BCHL)
2017			
1/14	Callan Foote	D	Kelowna (WHL)
2/48	Alexander Volkov	RW	SKA St. Petersburg 2 (Russia Jr.)
3/76	Alexey Lipanov	C	Balashikha (Russia Jr. 2)
6/189	Nicklaus Perbix	D	Elk River (USHS)
6/180	Cole Guttman	C	Dubuque (USHL)
7/200	Samuel Walker	C	Edina (USHS)
2016			
1/27	Brett Howden	C	Moose Jaw (WHL)
2/37	Libor Hajek	D	Saskatoon (WHL)
2/44	Boris Katchouk	LW	Sault Ste. Marie (OHL)
2/58	Taylor Raddysh	RW	Erie (OHL)
3/88	Connor Ingram	G	Kamloops (WHL)
4/118	Ross Colton	C	Cedar Rapids (USHL)
5/148	Christopher Paquette	C	Niagara (OHL)
6/178	Oleg Sosunov	D	Loko-Yunior Yaroslav (Russia Jr. 2)
7/206	Olto Somppi	C	Halifax (QMJHL)
7/208	Ryan Lohin	C	Waterloo (USHL)
2015			
2/33	Mitchell Stephens	C	Saginaw (OHL)
2/44	Matthew Spencer	D	Peterborough (OHL)
3/64	Dennis Yan	LW	Shawinigan (QMJHL)
3/72	Anthony Cirelli	C	Oshawa (OHL)
4/118	Jonne Tammela	RW	Kalpa (Finland)
4/120	Mathieu Joseph	RW	Saint John (QMJHL)
5/150	Ryan Zuhlsdorf	D	Sioux City (USHL)
6/153	Kristian Oldham	G	Omaha (USHL)
6/180	Bokondji Imama	LW	Saint John (QMJHL)
2014			
1/19	Anthony DeAngelo	D	Sarnia (OHL)
2/35	Domink Masin	D	Slavia Jr. (CZRep-Jr.)
2/57	Johnathan MacLeod	D	USA U-18 (USHL)
3/79	Brayden Point	C	Moose Jaw (WHL)
4/119	Ben Thomas	D	Calgary (WHL)
6/170	Cristiano DiGiacinto	LW	Windsor (OHL)
7/185	Cameron Darcy	C	Cape Breton (QMJHL)
2013			
1/3	Jonathan Drouin	LW	Halifax (QMJHL)
2/33	Adam Erne	LW	Quebec (QMJHL)
5/124	Kristers Gudlevskis	G	Riga Jr. (MHL)
6/154	Henri Ikonen	LW	Kingston (OHL)
7/184	Saku Salminen	C	Jokerit Jr. (Finland)
7/186	Joel Vermin	RW	Bern (Swiss-A)
2012			
1/10	Slater Koekoek	D	Peterborough (OHL)
1/19	Andrei Vasilevsky	G	Ufa Jr. (MHL)
2/40	Dylan Blujus	D	Brampton (OHL)
2/53	Brian Hart	RW	Phillips-Exeter (N.H.)
3/71	Tanner Richard	C	Guelph (OHL)
4/101	Cedric Paquette	C	Blainville (QMJHL)
6/161	Jake Dotchin	D	Owen Sound (OHL)
7/202	Nikita Gusev	LW	CSKA Jr. (MHL)
2011			
1/27	Vladislav Namestnikov	C	London (OHL)
2/58	Nikita Kucherov	LW	CSKA 2 (Russia Jr.)
5/148	Nikita Nesterov	D	Chelyabinsk 2 (Russia Jr.)
6/178	Adam Wilcox	G	Green Bay (USHL)
7/201	Matthew Peca	C	Pembroke (CHL)
7/208	Ondrej Palat	LW	Drummondville (QMJHL)
2010			
1/6	Brett Connolly	RW	Prince George (WHL)
3/63	Brock Beukeboom	D	Sault Ste. Marie (OHL)
3/66	Radko Gudas	D	Everett (WHL)
3/72	Adam Janosik	D	Gatineau (QMJHL)
4/96	Geoffrey Schemitsch	D	Owen Sound (AHL)
4/118	James Mullin	C/RW	Shat. St. Mary's (USHS)
6/156	Brendan O'Donnell	C	Winnipeg South (MJHL)
7/186	Teigan Zahn	D	Saskatoon (WHL)

RD/NO.	PLAYER	POS	CLUB
2009			
1/2	Victor Hedman	D	Modo (Sweden)
1/29	Carter Ashton	RW	Lethbridge (WHL)
2/52	Richard Panik	RW	Trinec (Czech)
4/93	Alex Hutchings	LW	Barrie (OHL)
5/148	Michael Zador	G	Oshawa (OHL)
6/162	Jaroslav Janus	G	Erie (OHL)
7/183	Kirill Gotovets	D	Shattuck St. Mary's (USHS)
2008			
1/1	Steven Stamkos	C	Sarnia (OHL)
4/117	James Wright	C	Vancouver (WHL)
5/122	Dustin Tokarski	G	Spokane (WHL)
5/147	Kyle DeCoste	RW	Brampton (OHL)
6/152	Mark Barberio	D	Moncton (QMJHL)
6/160	Luke Witkowski	D	Ohio (USHL)
7/182	Matias Sointu	RW	Ilves Jr. (Finland)
7/203	David Carle	D	Shattuck-St. Mary's (USHS)
2007			
2/47	Dana Tyrell	C/RW	Prince George (WHL)
3/75	Luca Cunti	C	Dubendorf (Swiss-3)
3/77	Alexander Killorn	C	Deerfield (High-MA)
4/107	Mitch Fadden	C	Lethbridge (WHL)
5/150	Matt Marshall	C/RW	Nobles (High-MA)
6/167	Johan Harju	LW	Lulea (Sweden)
7/183	Torrie Jung	G	Kelowna (WHL)
7/197	Michael Ward	D	Lewiston (QMJHL)
7/210	Justin Courtnall	LW	Burnaby (BCHL)
2006			
1/15	Riku Helenius	G	Lives (Finland)
3/78	Kevin Quick	D	Salisbury H.S. (Conn.)
6/168	Dane Crowley	D	Swift Current (WHL)
7/198	Denis Kazionov	LW	Tver (Russia)
2005			
1/30	Vladimir Mihalik	D	Presov (Slovakia)
3/73	Radek Smolenak	LW	Kingston (OHL)
3/89	Chris Lawrence	C	Sault Ste. Marie (OHL)
4/92	Marek Bartanus	RW	Kosice (Slovakia Jr.)
4/102	Blair Jones	C	Moose Jaw (WHL)
5/133	Stanislav Lavec	RW	Chicoutimi (QMJHL)
6/163	Marek Kvapil	RW	Saginaw (OHL)
6/165	Marek Beech	G	Sudbury (OHL)
7/225	John Wessbecker	D	Blake H.S. (Minn.)
2004			
1/30	Andy Rogers	D	Calgary (WHL)
2/65	Mark Tobin	LW	Rimouski (QMJHL)
4/102	Mike Lunin	D	U. of Maine (HE)
5/155	Brandon Elliott	D	Mississauga (OHL)
5/163	Dustin Collins	C/LW	Northern Michigan (CCHA)
6/188	Jan Zapletal	D	Vsetin (Czech Jr.)
6/191	Karri Ramo	G	Pelicans (Finnish Jr.)
8/245	Justin Keller	LW	Kelowna (WHL)
2003			
2/34	Mike Egner	D	Calgary (WHL)
2/41	Matt Smbay	D	Shattuck-St. Mary's (USHS)
3/96	Jonathan Boutin	G	Halifax (QMJHL)
6/192	Doug O'Brien	D	Hull (QMJHL)
7/224	Gerald Coleman	G	London (OHL)
7/227	Jay Rosehill	D	Olds (AHL)
8/255	Raimonds Danilics	RW	Stalkers (Latvia Jr.)
8/256	Brady Greco	D	Chicago (USHL)
9/273	Albert Vishnyakov	LW	Kazan (Russia)
9/286	Zbynek Hrdel	C	Rimouski (QMJHL)
9/287	Nick Tarnasky	C	Lethbridge (WHL)
2002			
2/60	Adam Henrich	LW	Brampton (OHL)
4/100	Dmitri Kazionov	C	Lada Togliatti (Russia)
5/135	Joseph Pearce	G	New Hampshire (EJHL)
5/162	Gerard Dicaire	D	Kootenay (WHL)
6/170	P.J. Atherton	D	Cedar Rapids (USHL)
6/174	Karri Akkanen	C	Ilves Tampere (Finland Jr.)
6/183	Paul Ranger	D	Oshawa (OHL)
7/213	Fredrik Norrena	G	TPS (Finland)
8/233	Vasily Koshechkin	G	Lada Togliatti (Russia-1)
8/255	Ryan Craig	D	Brandon (WHL)
8/256	Darren Reed	RW	Medicine Hat (WHL)
9/286	Alexei Glukhov	LW	Khimik Voskresensk (Russia-2)
9/287	John Toffey	C	Ohio State (CCHA)

RD/NO.	PLAYER	POS	CLUB
2001			
1/3	Alexander Svitov	C	Omsk (Russia)
2/47	Alexander Polushin	RW	Tver (Russia)
2/61	Andreas Holmqvist	D	Hammarby (Sweden)
3/94	Evgeny Artyukhin	RW	Podolsk (Russia-2)
4/123	Aaron Lobb	RW	London (OHL)
5/138	Paul Lynch	D	Valley Jr. (EJHL)
6/188	Arthur Femenella	D	Sioux City (USHL)
7/219	Dennis Packard	LW	Harvard (ECAC)
7/222	Jeremy Van Hoof	D	Ottawa (OHL)
8/252	J.F. Soucy	C	Montreal (QMJHL)
8/259	Dimitri Bezrukov	LW	Neftekhimik (Russia)
9/261	Vitali Smolianov	C	Neftekhimik (Russia)
9/281	Ilya Solarev	LW	Molot Perm (Russia)
9/289	Henrik Bergfors	D	Sodertalje (Sweden Jr.)
2000			
1/8	Nikita Alexeev	RW	Erie (OHL)
2/34	Ruslan Zainullin	RW	Ak Bars Kazan (Russia)
3/81	Alexander Kharitonov	RW	Dynamo Moscow (Russia)
4/126	Johan Hagglund	C	Modo Jr. (Sweden Jr.)
5/161	Pavel Sedov	RW	Khimik Voskresensk (Russia-2)
6/191	Aaron Gionet	D	Kamloops (WHL)
7/222	Marek Priechodsky	D	Bratislava (Slovakia)
7/226	Brian Eklund	G	Brown University (ECAC)
8/233	Alexander Polukev	G	SKA St. Petersburg (Russia-2)
9/263	Thomas Ziegler	C	HC Ambri-Piotta (Swiss)
1999			
2/47	Sheldon Keefe	RW	Barrie (OHL)
3/67	Evgeny Konstantinov	G	Ak Bars Kazan (Russia-2)
3/75	Brett Scheffmaier	D	Medicine Hat (WHL)
3/88	Jimmie Olvestad	LW	Djurgardens IF Stockholm (Sweden)
5/127	Kaspars Astashenko	D	Cincinnati (IHL)
5/148	Michal Lanicec	G	Slavia Praha Jr. (Czech Jr.)
6/182	Fedor Fedorov	LW	Port Huron (UHL)
7/187	Ivan Rachunek	LW	ZPS Zlin Jr. (Czech Jr.)
8/216	Erkki Rajamaki	LW	HIFK Helsinki (Finland)
9/244	Mikko Kuparinen	D	Grand Rapids (IHL)
1998			
1/1	Vincent Lecavalier	C	Rimouski (QMJHL)
3/64	Brad Richards	C	Rimouski (QMJHL)
3/72	Dmitry Afanasev	LW	Torpedo Yaroslavl (Russia-2)
4/92	Eric Beaudoin	LW	Guelph (OHL)
5/121	Curtis Rich	D	Calgary (WHL)
6/146	Sergei Kuznetsov	C	Torpedo Yaroslavl (Russia-2)
7/174	Brett Allan	LW	Swift Current (WHL)
7/194	Oak Hewer	C	Sault Ste. Marie (OHL)
8/221	Daniel Hulak	D	Swift Current (WHL)
9/229	Chris Lyness	D	Rouyn-Noranda (QMJHL)
9/252	Martin Cibak	C	HK 32 Liptovsky Mikulas (Slovakia)
1997			
1/7	Paul Mara	D	Sudbury (OHL)
2/33	Kyle Kos	D	Red Deer (WHL)
3/61	Matt Elich	RW	Windsor (OHL)
5/108	Mark Thompson	D	Regina (WHL)
5/109	Jan Sulic	C	HC Chemopetrol Litvinov Jr. (Czech Jr.)
6/112	Karel Betik	D	Kelowna (WHL)
6/153	Andrei Skopintsev	D	TPS Turku (Finland)
7/168	Justin Jack	RW	Kelowna (WHL)
7/170	Eero Somervuori	RW	Jokerit Helsinki (Finland)
7/185	Samuel St. Pierre	RW	Victoriaville (QMJHL)
8/198	Shawn Skolney	D	Seattle (WHL)
9/224	Paul Comrie	C	University of Denver (WCHA)
1996			
1/16	Mario Larocque	D	Hull (QMJHL)
3/69	Curtis Tipler	RW	Regina (WHL)
5/125	Jason Robinson	D	Niagara Falls (OHL)
6/152	Nikolai Ignatov	D	CSKA Moscow (CIS-2)
6/157	Xavier Delisle	C	Granby (QMJHL)
7/179	Pavel Kubina	D	HC Vitkovice (Czech)
1995			
1/5	Daymond Langkow	C	Tri-City (WHL)
2/30	Mike McBain	D	Red Deer (WHL)
3/56	Shane Willis	RW	Prince Albert (WHL)
5/108	Konsta Golokhvastov	RW	Dynamo Moscow (CIS)
6/134	Eduard Pershin	C	Dynamo Moscow (CIS)
7/160	Cory Murphy	D	Sault Ste. Marie (OHL)
8/186	Joe Cardarelli	LW	Spokane (WHL)
9/212	Zac Bierk	G	Peterborough (OHL)

RD/NO.	PLAYER	POS	CLUB
1994			
1/8	Jason Wiemer	C	Portland (WHL)
2/34	Colin Cloutier	C	Brandon (WHL)
3/55	Vadim Epanchintsev	C	Spartak Moscow (CIS)
4/86	Dmitri Klevakin	LW	Spartak Moscow (CIS)
6/137	Daniel Juden	C	Governor Dummer (USHS)
6/138	Bryce Salvador	D	Lethbridge (WHL)
7/164	Chris Maillet	D	Red Deer (WHL)
8/190	Alexei Baranov	D	Dynamo Moscow (CIS-2)
9/216	Yuri Smirnov	C	Spartak Moscow (CIS)
10/242	Shawn Gervais	C	Seattle (WHL)
11/268	Brian White	D	Arlington Catholic (USHS)
1993			
1/3	Chris Gratton	C	Kingston (OHL)
2/29	Tyler Moss	G	Kingston (OHL)
3/55	Allan Egeland	C	Tacoma (WHL)
4/81	Marian Kacir	RW	Owen Sound (OHL)
5/107	Ryan Brown	D	Swift Current (WHL)
6/133	Kiley Hill	LW	Sault Ste. Marie (OHL)
7/159	Mathieu Raby	D	Victoriaville (QMJHL)
8/185	Ryan Nauss	LW	Peterborough (OHL)
9/211	Alexandre Laporte	D	Victoriaville (QMJHL)
10/237	Brett Duncan	D	Seattle (WHL)
11/263	Mark Szoke	LW	Lethbridge (WHL)
1992			
1/1	Roman Hamrik	D	AC ZPS Zlin (Czech)
2/26	Drew Bannister	D	Sault Ste. Marie (OHL)
3/49	Brent Gretzky	C	Belleville (OHL)
4/74	Aaron Gavey	C	Sault Ste. Marie (OHL)
5/97	Brantt Myhrnes	RW	Lethbridge (WHL)
6/122	Martin Tanguay	C	Verdun (QMJHL)
7/145	Derek Wilkinson	G	Detroit (OHL)
8/170	Dennis Maxwell	LW	Niagara Falls (OHL)
9/193	Andrew Kemper	D	Seattle (WHL)
10/218	Marc Tardif	LW	Shawinigan (QMJHL)
11/241	Tom MacDonald	C	Sault Ste. Marie (OHL)

ALL-TIME PLAYER ACQUISITIONS & TRADES

Jun. 18, 1992	Acquired the following players in the 1992 NHL Expansion Draft: RW Tim Bergland from Washington D Jeff Bloemberg from NY Rangers C Brian Bradley from Toronto G Frederic Chabot from Montreal D Shawn Chambers from Washington D Doug Crossman from Quebec RW Rob DiMaio from NY Islanders LW Mike Hartman from Winnipeg RW Tim Hunter from Calgary LW Steve Maltais from Quebec D Bob McGill from Detroit LW Basil McRae from Minnesota C Michel Mongeau from St. Louis RW Keith Osborne from Toronto D Rob Ramage from Minnesota D Joe Reekie from NY Islanders C Anatoli SemeNov from Edmonton LW Shayne Stevenson from Boston D Peter Taglianetti from Pittsburgh LW Dan Vinlette from Chicago G Wendell Young from Pittsburgh.	Oct. 16, 1992	Acquired C Marc Bureau off waivers from Minnesota.	Mar. 18, 1997	Acquired D Jeff Norton from Edmonton in exchange for D Drew Bannister and a 1997 sixth-round draft pick; Acquired D Jamie Huscroft from Calgary in exchange for G Tyler Moss
	Acquired G J.C. Bergeron from Montreal for G Frederic Chabot.	Oct. 28, 1992	Acquired D Bob Beers from Boston for D Stephane J.G. Richer.	June 21, 1997	Acquired a 1997 fifth-round draft pick (D Mark Thompson) from San Jose in exchange for LW Shawn Burr; Acquired a 1998 fourth-round draft pick (LW Eric Beaudoin) from Calgary in exchange for G Rick Tabaracci
Jun. 19, 1992	Acquired RW Danton Cole from Winnipeg in exchange for future considerations; Acquired G Pat Jablonski, RW Darin Kimble, D Rob Robinson, and RW Steve Tuttle from St. Louis in exchange for a 1994 fourth-round draft pick, a 1995 fifth-round draft pick, and a 1996 sixth-round draft pick; Traded RW Tim Hunter to Quebec in exchange for future considerations (RW Martin SiMard); Signed D Scott Boston.	Nov. 3, 1992	Acquired LW Dave Capuano and a 1994 fourth-round draft pick (traded to New Jersey) from Vancouver in exchange for C Anatoli SemeNov.	July 16, 1997	Acquired LW Vladimir Vujtek and a 1998 third-round draft pick (LW Dmitry Afanasev) from Edmonton in exchange for RW Brantt Myhres and a 1998 third-round draft pick; Signed D Yves Racine
June 29, 1992	Signed RW Mikael Andersson, D Shawn Rivers, and D Chris LiPuma	Dec. 8, 1992	Acquired C Steve Kasper from Philadelphia in exchange for LW Dan Vinlette	Aug. 20, 1997	Acquired RW Mikael Renberg and D Karl Dykhuis from Philadelphia in exchange for a 1998 first-round draft pick, a 1999 first-round draft pick, a 2000 first-round draft pick, and a 2001 first-round draft pick
July 9, 1992	Signed free agent D Marc Bergevin.	Jan. 28, 1993	Acquired LW Jason Ruff, a 1994 fourth-round draft pick (RW Dmitri Klevakin), a 1995 fifth-round draft pick (LW Konstantin Golokhvastov), and a 1996 sixth-round draft pick (D Nikolai Ignatov) from St. Louis in exchange for LW Basil McRae, D Doug Crossman, and a 1996 fourth-round draft pick	Aug. 26, 1997	Signed D Victor Ignatjev
July 10, 1992	Signed free agent LW Christian Campeau. Signed free agent LW Jean Blouin.	Feb. 12, 1993	Acquired RW Herb Raglan from Quebec in exchange for C Michel Mongeau, RW Martin SiMard, and RW Steve Tuttle	Sept. 23, 1997	Signed LW Louie DeBrusk
July 13, 1992	Signed free agent LW Rob Zamuner. Signed free agent D Jeff Buchanan.	Mar. 20, 1993	Acquired D Eric Charron, D Alain Cote, and future considerations (D Donald Dufresne) from Montreal in exchange for D Rob Ramage	Sept. 28, 1997	Claimed RW Mick Vukota from NY Islanders in the 1997 NHL Waiver Draft
July 21, 1992	Signed free agent LW Chris Kontos.	Mar. 22, 1993	Acquired C Randy Gilhen from NY Rangers in exchange for LW Mike Hartman; Acquired a 1993 third-round draft pick (compensated to Florida) from Pittsburgh in exchange for D Peter Taglianetti	Oct. 2, 1997	Signed LW Troy Mallette
July 29, 1992	Signed free agent C Jock Callender. Signed free agent C Jason Lafreniere. Signed free agent G Mike Greenlay. Signed free agent D Stephane J.G. Richer.	June 2, 1993	Signed D Eric Dubois	Dec. 30, 1997	Acquired D Bryan Marchment, C Steve Kelly, and C Jason Bonsignore from Edmonton in exchange for D Roman Hamrlik and the rights to C Paul Comrie
Aug. 5, 1992	Signed free agent RW John Tucker.	June 8, 1993	Acquired D Dennis Vial from Detroit in exchange for LW Steve Maltais	Jan. 15, 1998	Acquired RW Stephane J.J. Richer, RW Darcy Tucker, and D David Wilkie from Montreal in exchange for LW Patrick Poulin, D Igor Ulanov, and RW Mick Vukota; Acquired RW Jody Hull and G Mark Fitzpatrick from Florida in exchange for RW Dino Ciccarelli and D Jeff Norton
Aug. 18, 1992	Signed free agent C Mark Green.	June 16, 1993	Acquired RW Petr Klima from Edmonton in exchange for a 1994 third-round draft pick	Jan. 22, 1998	Claimed D Jassen Cullimore off waivers from Montreal
Aug. 21, 1992	Signed free agent D Jim Benning.	June 19, 1993	Acquired D Peter Ahola from San Jose in exchange for LW Dave Capuano	Mar. 14, 1998	Acquired D Enrico Ciccone from Vancouver in exchange for D Jamie Huscroft
Aug. 27, 1992	Signed free agent G David Littman.	June 25, 1993	Selected G Glenn Healy from Anaheim and G Daren Pappa from Florida in Phase II of the 1993 NHL Expansion Draft; Acquired a 1993 third-round draft pick (C Allan Egeland) from NY Rangers in exchange for G Glenn Healy	Mar. 24, 1998	Acquired RW Sandy McCarthy, a 1998 third-round draft pick (C Brad Richards), and a 1998 fifth-round draft pick (D Curtis Rich) from Calgary in exchange for LW Jason Wiemer; Acquired LW Andrei Nazarov and a 1998 first-round draft pick (C Vincent Lecavalier) from San Jose in exchange for D Bryan Marchment, D David Shaw, and a 1998 first-round draft pick
Sept. 1, 1992	Signed free agent RW Stan Drulia. Signed free agent D Rick Lanz.	July 21, 1993	Signed LW Gerard Gallant	Nov. 16, 1995	Acquired a 1997 seventh-round draft pick (RW Eero Somervuori) from Washington in exchange for D Eric Charron
Sept. 4, 1992	Acquired C Ken Hodges and D Matt Hervey from Boston for RW Darin Kimble and future considerations.	July 29, 1993	Signed C Denis Savard	Dec. 1, 1995	Acquired G Jeff Reese from Hartford in exchange for a 1996 ninth-round draft pick
Sept. 14, 1992	Acquired RW Martin SiMard from Quebec to complete Jun. 19, 1992 trade which sent RW Tim Hunter to Quebec for future considerations.	Aug. 10, 1993	Signed D Rudy Poeschek	Mar. 20, 1996	Acquired LW Patrick Poulin, D Igor Ulanov, and a 1996 second-round draft pick (traded to New Jersey) from Chicago in exchange for D Enrico Ciccone and 1996 a second-round draft pick
Sept. 25, 1992	Traded D Jeff Bloemberg to Edmonton for future considerations.	Aug. 13, 1993	Signed C Bill McDougall	May 1, 1996	Signed LW David Matsos
Oct. 4, 1992	Acquired C Adam Creighton from the NY Islanders in the NHL Waiver Draft.	Sept. 27, 1993	Signed D Normand Rochefort	June 22, 1996	Acquired G Corey Schwab from New Jersey in exchange for G Jeff Reese, a 1996 second-round draft pick, and a 1996 eighth-round draft pick
		Oct. 5, 1993	Traded D Peter Ahola to Calgary in exchange for cash considerations	July 29, 1996	Acquired D Craig Wolanin from Colorado in exchange for a 1998 second-round draft pick
		Oct. 22, 1993	Acquired RW Pat Elynuik from Washington in exchange for a 1995 fifth-round draft pick	Aug. 3, 1996	Signed D Jay Wells
		Nov. 11, 1993	Acquired D Chris Joseph from Edmonton in exchange for D Bob Beers	Aug. 22, 1996	Acquired a 1997 fifth-round draft pick (C Jan Sulc) from Los Angeles in exchange for RW Petr Klima
		Feb. 21, 1994	Traded G Pat Jablonski to Toronto in exchange for cash considerations	Aug. 27, 1996	Acquired RW Dino Ciccarelli from Detroit in exchange for a 1998 fourth-round draft pick
		Mar. 18, 1994	Acquired RW Jim Cummins and a 1995 fourth-round draft pick (traded to Philadelphia) from Philadelphia in exchange for RW Rob DiMaio	Sept. 10, 1996	Signed RW Paul Brousseau
		Mar. 19, 1994	Acquired a 1994 sixth-round draft pick (RW Daniel Juden) from Los Angeles in exchange for D Donald Dufresne	Nov. 18, 1996	Acquired a 1997 sixth-round draft pick (D Andrei Skopintsev) from Anaheim in exchange for LW Brian Bellows
		Mar. 21, 1994	Acquired D Enrico Ciccone, a 1994 third-round draft pick (traded to Anaheim), and a 1995 fifth-round draft pick (LW Konstantin Golokhvastov) from Washington in exchange for D Joe Reekie	Nov. 19, 1996	Acquired G Rick Tabaracci from Calgary in exchange for C Aaron Gavey
		May 31, 1994	Acquired LW Jeff Toms from New Jersey in exchange for a 1994 fourth-round draft pick	Jan. 31, 1997	Acquired a 1998 third-round draft pick (traded to Edmonton) from Toronto in exchange for D Craig Wolanin
		June 29, 1994	Acquired a 1994 third-round draft pick (C Vadim Epanchintsev) from Anaheim in exchange for a 1994 third-round draft pick and a 1995 fourth-round draft pick		

Oct. 13, 1998	Signed D Kjell Samuelsson	Oct. 3, 1999	Traded RW Alexandre Daigle to NY Rangers in exchange for future considerations	June 25, 2000	Acquired a 2000 fourth-round draft pick (C Johan Hagglund) from Philadelphia in exchange for a 2000 sixth-round draft pick, a 2000 seventh-round draft pick, and a 2000 ninth-round draft pick; Acquired a 2001 seventh-round draft pick (traded to Ottawa) and a 2001 ninth-round draft pick (LW Ilya Solarev) from Buffalo in exchange for a 2000 seventh-round draft pick; Acquired a 2000 ninth-round draft pick (C Thomas Ziegler) from New Jersey in exchange for a 2001 eighth-round draft pick	July 10, 2001	Acquired C Vaclav Prospal from Florida in exchange for C Ryan Johnson and a 2003 sixth-round draft pick
Dec. 10, 1998	Acquired D Drew Bannister from Anaheim in exchange for a 2000 fifth-round draft pick	Oct. 7, 1999	Acquired a 2000 seventh-round draft pick (G Brian Eklund) from New Jersey in exchange for C Steve Kelly	July 31, 2000	Signed RW Martin St. Louis to a two-year contract	July 12, 2001	Signed G Michal Lanicsek, G Alexander Polukayev, and D Marek Priechodsky to three-year contracts
Dec. 12, 1998	Acquired C Chris Gratton and C Mike Sillinger from Philadelphia in exchange for RW Mikael Renberg and C Daymond Langkow	Oct. 29, 1999	Traded D Mikko Kuparinen to Atlanta in exchange for future considerations; Claimed C Steve Martins off waivers from Ottawa	Sept. 29, 2000	Claimed RW Jason Podollan from Los Angeles in the 2000 NHL Waiver Draft	July 13, 2001	Signed LW Dave Andreychuk and D Grant Ledyard
Dec. 28, 1998	Traded D Enrico Ciccone to Washington in exchange for future considerations; Acquired D Petr Svoboda from Philadelphia in exchange for D Karl Dykhuis	Nov. 11, 1999	Acquired C Bruce Gardiner from Ottawa in exchange for LW Colin Forbes	Oct. 25, 2000	Claimed D Craig Millar off waivers from Nashville	Aug. 21, 2001	Signed LW Ryan Tobler
Jan. 18, 1999	Acquired a 1999 sixth-round draft pick (LW Fedor Fedorov) from NY Islanders in exchange for C Craig Janney	Nov. 12, 1999	Acquired D Bryan Muir and LW Reid Simpson from Chicago in exchange for C Michael Nylander	Nov. 3, 2000	Claimed D Maxim GalaNov off waivers from Florida	Sept. 28, 2001	Claimed C Glen Metropolit from Washington in the 2001 NHL Waiver Draft
Jan. 19, 1999	Acquired C Michael Nylander from Calgary in exchange for LW Andrei Nazarov	Nov. 20, 1999	Acquired the rights to RW Nils Ekman and a 2000 fourth-round draft pick (traded to NY Islanders) from Calgary in exchange for LW Andreas Johansson	Jan. 4, 2001	Acquired a 2001 conditional draft pick from NY Islanders in exchange for C Steve Martins	Oct. 19, 2001	Signed RW Gaetan Royer
Jan. 29, 1999	Acquired C Alexandre Daigle from Edmonton in exchange for RW Alex Selivanov; Acquired D Sami Helenius from Calgary in exchange for future considerations	Nov. 26, 1999	Acquired LW Gordie Dwyer from Montreal in exchange for D Mike McBain; Claimed LW Pavel Torgaev off waivers from Calgary	Jan. 21, 2001	Acquired a 2001 eighth-round draft pick (LW Dimitri Bezrukov) from Colorado in exchange for D Bryan Muir	Nov. 9, 2001	Acquired D Josef Boumedienne, D Sascha Goc, and the rights to RW Anton But from New Jersey in exchange for D Andrei Zyuzin
Feb. 14, 1999	Signed C Robert Petrovicky	Nov. 29, 1999	Acquired LW Todd Warriner from Toronto in exchange for a 2000 third-round draft pick	Feb. 1, 2001	Acquired RW Matthew Barnaby from Pittsburgh in exchange for C Wayne Primeau; Signed D Grant Ledyard	Dec. 12, 2001	Acquired LW Zdeno Ciger from NY Rangers in exchange for RW Matthew Barnaby
Mar. 18, 1999	Traded LW Brent Peterson to Pittsburgh in exchange for cash considerations	Jan. 13, 2000	Acquired D Chris McAlpine and G Rich Parent from St. Louis in exchange for RW Stephane J.J. Richer	Feb. 7, 2001	Acquired D Adrian Aucoin and a 2001 second-round draft pick (C Alexander Polushin) from Vancouver in exchange for G Dan Cloutier	Dec. 28, 2001	Acquired D Harlan Pratt from Carolina in exchange for D Kaspars Astashenko
Mar. 20, 1999	Acquired LW Colin Forbes and a 1999 fifth-round draft pick (G Michal Lanicsek) from Philadelphia in exchange for RW Sandy McCarthy and RW Mikael Andersson	Jan. 17, 2000	Acquired RW Jaroslav Svejkovsky from Washington in exchange for a 2000 seventh-round draft pick and a 2001 third-round draft pick	Feb. 16, 2001	Acquired G Wade Flaherty from NY Islanders in exchange for a 2001 conditional draft pick	Jan. 7, 2002	Acquired D Dan Boyle from Florida in exchange for a 2003 fifth-round draft pick
Mar. 21, 1999	Acquired D Sergey Gusev from Dallas in exchange for C Benoit Hogue and a 2001 sixth-round draft pick	Feb. 9, 2000	Acquired RW Mike Johnson, D Marek Posmyk, a 2000 fifth-round draft pick (RW Pavel Sedov), a 2000 sixth-round draft pick (D Aaron Gionet), and a 2001 fifth-round draft pick (traded to Los Angeles) from Toronto in exchange for RW Darcy Tucker, a 2000 fourth-round draft pick, and a 2001 fifth-round draft pick	Feb. 20, 2001	Acquired LW Konstantin Kalmikov from Toronto in exchange for D Maxim GalaNov	Mar. 5, 2002	Acquired LW Chris Dingman and RW Shane Willis from Carolina in exchange for G Kevin Weekes
Mar. 23, 1999	Acquired G Kevin Hodson and a 1999 second-round draft pick (RW Sheldon Keefe) from Detroit in exchange for LW Wendell Clark and a 1999 sixth-round draft pick; Acquired a conditional 1999 draft pick from Detroit in exchange for G Bill Ranford; Traded D Sami Helenius to Colorado in exchange for future considerations	Mar. 8, 2000	Traded LW Jeff Shevalier to Ottawa in exchange for future considerations	Mar. 5, 2001	Acquired G Nikolai Khabibulin and D Stan Neckar from Phoenix in exchange for RW Mike Johnson, D Paul Mara, RW Ruslan Zainullin, and a 2001 second-round draft pick	Mar. 15, 2002	Acquired RW Andre Roy and a 2002 sixth-round draft pick (D Paul Ranger) from Ottawa in exchange for C Juha Ylonen
June 26, 1999	Acquired a 1999 first-round draft pick (traded to NY Rangers) and two 1999 third-round draft picks (D Brett Scheffella, LW Jimmie Olvestad) from Vancouver in exchange for a 1999 first-round draft pick; Acquired G Dan Cloutier, RW Niklas Sundstrom, a 2000 first-round draft pick (RW Nikita Alexeev), and a 2000 third-round draft pick (traded to San Jose) from NY Rangers in exchange for a 1999 first-round draft pick	Mar. 9, 2000	Acquired a 2000-seventh round draft pick (traded to NY Islanders) from NY Islanders in exchange for D Ian Herbers	Mar. 13, 2001	Acquired C John Emmons from Ottawa in exchange for D Craig Millar; Acquired a 2001 seventh-round draft pick (D Jeremy Van Hoof) from Dallas in exchange for D Grant Ledyard	May 29, 2002	Signed G Kevin Hodson
June 30, 1999	Acquired LW Andreas Johansson and the rights to sign general manager Rick Dudley from Ottawa in exchange for LW Rob Zamuner and a 2002 second-round draft pick	Mar. 10, 2000	Acquired C Wayne Primeau, C Brian Holzinger, D Cory Sarich, and a 2000 third-round draft pick (LW Alexander Kharitonov) from Buffalo in exchange for C Chris Gratton and a 2001 second-round draft pick	June 18, 2001	Acquired C Juha Ylonen from Phoenix in exchange for LW Todd Warriner	June 17, 2002	Signed C Alexander Svitov to a three-year entry-level contract
July 5, 1999	Signed LW Jeff Shevalier	Mar. 11, 2000	Acquired D Mikko Kuparinen from Atlanta in exchange for D Chris McAlpine	June 20, 2001	Acquired D Mathieu Biron and a 2002 second-round draft pick (traded to Washington) from NY Islanders in exchange for D Adrian Aucoin and LW Alexander Kharitonov	June 21, 2002	Acquired RW Ruslan Fedotenko and two 2002 second-round draft picks (traded to Dallas and San Jose) from Philadelphia in exchange for a 2002 first-round draft pick
July 16, 1999	Signed LW Kyle Freadrich and RW Dale Rominski	Mar. 14, 2000	Acquired C Ryan Johnson and LW Dwayne Hay from Florida in exchange for C Mike Sillinger	Mar. 27, 2000	Signed G Dieter Kochan	June 22, 2002	Acquired D Brad Lukowich and a 2003 seventh-round draft pick (LW Jay Rosehill) from Dallas in exchange for a 2002 second-round draft pick; Acquired a 2002 second-round draft pick (LW Adam Henrich) and a 2002 fifth-round draft pick (D Gerard Dicaire) from San Jose in exchange for a 2002 second-round draft pick
July 22, 1999	Signed D Phil von Stefenelli	Mar. 27, 2000	Signed G Dieter Kochan	Mar. 30, 2000	Signed D Kenton Smith	July 23, 2002	Acquired a 2002 sixth-round draft pick (C Karri Akkanen), two 2002 eighth-round draft picks (C Ryan Craig, RW Darren Reid), and a 2002 ninth-round draft pick (LW Alexei Glukhov) from Carolina in exchange for a 2003 fourth-round draft pick; Acquired a 2002 seventh-round draft pick (G Fredrik Norrena) from Ottawa in exchange for D Josef Boumedienne
Aug. 4, 1999	Acquired D Andrei Zyuzin, D Bill Houlder, LW Shawn Burr, and C Steve Guolla from San Jose in exchange for RW Niklas Sundstrom and a 2000 third-round draft pick	Apr. 13, 2000	Signed D Mike Jones	Apr. 13, 2000	Signed D Mike Jones	Sept. 11, 2002	Signed D Darren Rumble to a one-year contract
Aug. 5, 1999	Acquired G Jeff Reese and a 2000 ninth-round draft pick (traded to Philadelphia) from Toronto in exchange for a 2000 ninth-round draft pick	May 31, 2000	Signed C Brad Richards to a three-year entry-level contract	June 23, 2001	Acquired a 2001 second-round draft pick (D Andreas Holmqvist) from Washington in exchange for a 2002 second-round draft pick; Acquired a 2001 third-round draft pick (RW Evgeny Artukhin) from Ottawa in exchange for a 2001 fourth-round draft pick and a 2001 seventh-round draft pick	Oct. 10, 2002	Acquired LW Boyd Kane from NY Rangers in exchange for LW Gordie Dwyer
Sept. 6, 1999	Signed RW Dan Kesa	June 1, 2000	Acquired a 2000 seventh-round draft pick (D Marek Priechodsky) from Florida in exchange for the rights to LW Eric Beaudoin	June 24, 2001	Acquired D Nolan Pratt from Colorado in exchange for a 2001 sixth-round draft pick; Acquired a 2001 fourth-round draft pick (RW Aaron Lobb), a 2001 fifth-round draft pick (D Paul Lynch), and a 2001 seventh-round draft pick (LW Dennis Packard) from Philadelphia in exchange for a 2002 third-round draft pick; Acquired two 2001 sixth-round draft picks (D Art Femenella, traded to Colorado) from Los Angeles in exchange for a 2001 fifth-round draft pick; Acquired a 2001 eighth-round draft pick (LW Jean-Francois Soucy), and a 2002 ninth-round draft pick (C John Toffey) from Philadelphia in exchange for a 2002 seventh-round draft pick; Acquired a 2001 ninth-round draft pick (D Henrik Bergfors) from Colorado in exchange for a 2002 ninth-round draft pick	Jan. 13, 2003	Acquired G John Grahame from Boston in exchange for a 2004 fourth-round draft pick
Sept. 27, 1999	Claimed C Viacheslav Butsayev from Ottawa in the 1999 NHL Waiver Draft	June 2, 2000	Acquired a 2000 seventh-round draft pick (traded to Philadelphia) from Montreal in exchange for G Kevin Hodson	June 23, 2001	Acquired a 2001 second-round draft pick (D Andreas Holmqvist) from Washington in exchange for a 2002 second-round draft pick; Acquired a 2001 third-round draft pick (RW Evgeny Artukhin) from Ottawa in exchange for a 2001 fourth-round draft pick and a 2001 seventh-round draft pick	Jan. 23, 2003	Signed D Corey Foster
Sept. 29, 1999	Signed RW Stan Drulia and D Ian Herbers	June 4, 2000	Acquired a 2000 seventh-round draft pick (traded to Buffalo) from Ottawa in exchange for G Rich Parent	June 23, 2001	Acquired a 2001 second-round draft pick (D Andreas Holmqvist) from Washington in exchange for a 2002 second-round draft pick; Acquired a 2001 third-round draft pick (RW Evgeny Artukhin) from Ottawa in exchange for a 2001 fourth-round draft pick and a 2001 seventh-round draft pick	Mar. 11, 2003	Claimed D Janne Laukkanen off waivers from NY Rangers; Acquired D Marc Bergevin from Pittsburgh in exchange for C Brian Holzinger
Oct. 1, 1999	Acquired LW Fredrik Modin from Toronto in exchange for D Cory Cross and a 2001 seventh-round draft pick	June 24, 2000	Acquired G Kevin Weekes, D Kristian Kudroc, and a 2001 second-round draft pick (traded to Phoenix) from NY Islanders in exchange for a 2000 first-round draft pick, a 2000 fourth-round draft pick, and a 2000 seventh-round draft pick	June 30, 2001	Acquired C Tim Taylor from NY Rangers in exchange for RW Nils Ekman and LW Kyle Freadrich	May 12, 2003	Acquired a 2003 ninth-round draft pick (LW Albert Vishnyakov) from Pittsburgh in exchange for D Marc Bergevin
Oct. 2, 1999	Signed D Ben Clymer					June 19, 2003	Signed C Eric Perrin

July 23, 2003	Signed D Pascal Trepanier	July 15, 2006	Signed C Eric Healey to a one-year, two-way contract	June 21, 2008	Acquired a 2008 fourth-round draft pick (C James Wright), a 2008 fifth-round draft pick (RW Kyle Decoste), and a 2009 third-round draft pick (traded to Philadelphia) from San Jose in exchange for a 2008 third-round draft pick	June 26, 2009	Acquired a 2009 first-round draft pick (RW Carter Ashton) from Detroit in exchange for a 2009 second-round draft pick and a 2009 third-round draft pick
Oct. 24, 2003	Claimed RW Sheldon Keefe off waivers from NY Rangers	Nov. 9, 2006	Acquired C Daniel Corso from Philadelphia in exchange for RW Darren Reid	June 28, 2008	Acquired the rights to LW Ryan Malone and LW Gary Roberts from Pittsburgh in exchange for a 2009 third-round draft pick	June 27, 2009	Acquired a 2009 fifth-round draft pick (G Michael Zador) from Nashville in exchange for a 2010 fifth-round draft pick
Oct. 27, 2003	Acquired a 2004 eighth-round draft pick (LW Justin Keller) from St. Louis in exchange for LW Erkki Rajamaki	Dec. 2, 2006	Claimed RW Andrew Roy off re-entry waivers from Pittsburgh	June 29, 2008	Acquired the rights to RW Brian Rolston from Minnesota in exchange for a 2009 fourth-round draft pick	July 1, 2009	Signed D Mattias Ohlund to a seven-year contract; Signed D Matt Walker to a four-year contract
Jan. 27, 2004	Acquired D Darryl Sydor and a 2004 fourth-round draft pick (D Mike Lundin) from Columbus in exchange for C Alexander Svitov and a 2004 third-round draft pick	Jan. 20, 2007	Acquired G Ryan Muncie from Los Angeles in exchange for a 2008 fourth-round draft pick	June 30, 2008	Acquired D Janne Niskala from Philadelphia in exchange for a 2009 sixth-round draft pick	July 7, 2009	Signed LW Stephane Veilleux to a one-year contract
Feb. 25, 2004	Acquired D Timo Helbling from Nashville in exchange for a 2004 eighth-round draft pick	Jan. 31, 2007	Acquired RW Kyle Wanvig and RW Stephen Baby from Atlanta in exchange for D Andy Delmore and C Andre Deveaux	July 1, 2008	Signed G Olaf Kolzig to a one-year contract; Signed RW Adam Hall and RW Radim Vrbata to three-year contracts	July 8, 2009	Signed D Kurtis Foster to a one-year contract
Mar. 9, 2004	Acquired D Stan Neckar from Nashville in exchange for a 2004 sixth-round draft pick	Feb. 24, 2007	Acquired D Shane O'Brien and a 2007 third-round draft pick (C Luca Cunti) from Anaheim in exchange for G Gerald Coleman and a 2007 first-round draft pick	July 3, 2008	Signed LW David Koci, C Wyatt Smith, and D Scott Jackson to one-year, two-way contracts	July 9, 2009	Signed D Victor Hedman to a three-year entry-level contract
June 1, 2004	Signed RW Darren Reid, LW Adam Henrich, and D Paul Ranger	Feb. 27, 2007	Acquired D Joe Rullier from Anaheim in exchange for D Doug O'Brien; Acquired RW Jason Ward from Los Angeles in exchange for a 2007 fifth-round draft pick; Acquired LW Karl Stewart and a 2008 sixth-round draft pick (D Luke Witkowski) from Chicago in exchange for RW Nikita Alexeev	July 4, 2008	Acquired D Matt Carle, D Ty Wishart, a 2009 first-round draft pick (traded to Ottawa), and a 2010 fourth-round draft pick (C James Mullin) from San Jose in exchange for D Dan Boyle and D Brad Lukowich	July 10, 2009	Signed G Antero Niittymaki to a one-year contract
June 27, 2004	Acquired a 2004 fifth-round draft pick (D Brandon Elliott) and two 2004 sixth-round draft picks (D Jan Zapletal, G Karri Ramo) from Philadelphia in exchange for a 2005 third-round draft pick	Apr. 6, 2007	Signed D Vladimir Mihalik to a three-year entry-level contract	July 8, 2008	Signed RW Mark Recchi to a one-year contract; Signed RW Brandon Bochenski to a two-year contract	July 21, 2009	Acquired LW Todd Fedoruk and D David Hale from Phoenix in exchange for RW Radim Vrbata
July 19, 2004	Signed C Craig Darby	June 1, 2007	Signed G Riku Helenius and C Chris Lawrence to three-year entry-level contracts	July 9, 2008	Signed D Andrew Hutchinson to a two-year contract	Aug. 13, 2009	Acquired LW Drew Miller and a 2010 third-round draft pick (D Adam Janosik) from Anaheim in exchange for RW Evgeny Artyukhin
July 28, 2004	Signed C Jarrod Skalde and LW Steve McLaren	June 13, 2007	Acquired C Chris Gratton from Florida in exchange for a 2008 second-round draft pick	July 10, 2008	Signed C Zenon Konopka to a two-year contract	Sept. 1, 2009	Signed LW Alex Tanguay to a one-year contract
July 30, 2004	Signed D Terry Virtue, D Mike Egner, C Nick Tarnasky, and LW Dennis Packard	June 14, 2007	Signed LW Jan Hlavac to a one-year contract	July 29, 2008	Signed C Steven Stamkos to a three-year entry-level contract	Sept. 30, 2009	Signed LW Mitch Fritz to a one-year contract
Aug. 16, 2004	Acquired C Vaclav Prospal from Anaheim in exchange for a 2005 second-round draft pick	June 23, 2007	Acquired a 2007 fifth-round draft pick (C Matt Marshall) and two 2007 seventh-round draft picks (G Torrie Jung, LW Justin Courtnall) from Ottawa in exchange for a 2008 fourth-round draft pick; Signed C Johan Harju to a two-year entry-level contract	Aug. 29, 2008	Acquired D Andrej Meszaros from Ottawa in exchange for D Filip Kuba, D Alexandre Picard, and a 2009 first-round draft pick	Oct. 9, 2009	Claimed LW Radek Smolenak off waivers from Chicago
Sep. 15, 2004	Signed C Andre Deveaux to a three-year entry-level contract	July 1, 2007	Signed RW Michel Ouellet to a two-year contract	Sept. 29, 2008	Acquired a 2009 sixth-round draft pick (G Jaroslav Janus) from Nashville in exchange for C Nick Tarnasky	Jan. 21, 2010	Claimed C Nate Thompson off waivers from NY Islanders
July 27, 2005	Signed G Gerald Coleman to a three-year entry-level contract	July 2, 2007	Signed C Craig MacDonald and LW Mathieu Darche to one-year contracts	Oct. 1, 2008	Signed D Jamie Heward to a one-year contract	Feb. 9, 2010	Signed RW Mark Parrish to a one-year, two-way contract
July 28, 2005	Signed G Jonathan Boutin and RW Zbynek Hrdel to three-year entry-level contracts	July 3, 2007	Signed D Brad Lukowich to a three-year contract; Signed D Jay Leach and D David Schneider to one-year, two-way contracts	Oct. 6, 2008	Acquired D Lukas Krajicek and LW Juraj Simek from Vancouver in exchange for D Shane O'Brien and RW Michel Ouellet	Mar. 3, 2010	Acquired RW Teddy Purcell and a 2010 third-round draft pick (D Brock Beukeboom) from Los Angeles in exchange for C Jeff Halpern
July 30, 2005	Acquired a 2005 third-round draft pick (C Blair Jones) and a 2005 fourth-round draft pick (RW Chris Lawrence) from Philadelphia in exchange for a 2006 second-round draft pick; Acquired a 2005 third-round draft pick (LW Radek Smolenak) from San Jose in exchange for a 2005 fifth-round draft pick and a 2006 fourth-round draft pick; Acquired a 2005 sixth-round draft pick (G Kevin Beech) from Dallas in exchange for a 2006 fifth-round draft pick	July 4, 2007	Acquired D Bryce Lampman from NY Rangers in exchange for LW Mitch Fritz	Oct. 21, 2008	Claimed LW Matt Pettinger off waivers from Vancouver	July 1, 2010	Signed G Dan Ellis to a two-year contract; Acquired a 2012 second-round draft pick (traded to Nashville) from Philadelphia in exchange for D Andrej Meszaros
Aug. 5, 2005	Signed LW Mitch Fritz to a one-year contract; Signed D Brady Greco to a two-year contract	July 6, 2007	Signed D Dan Jancevski to a one-year contract	Oct. 23, 2008	Signed D Marek Malik to a one-year contract	July 2, 2010	Signed D Pavel Kubina to a two-year contract; Signed RW Niklas Persson to a one-year, two-way contract
Aug. 9, 2005	Signed G Sean Burke and RW Rob DiMaio to two-year contracts	July 12, 2007	Signed D Mike Lundin to a two-year entry-level contract	Nov. 7, 2008	Acquired D Steve Eminger, RW Steve Downie, and a 2009 fourth-round draft pick (LW Alex Hutchings) from Philadelphia in exchange for D Matt Carle and a 2009 third-round draft pick	July 5, 2010	Signed D Brett Clark to a two-year contract
Aug. 18, 2005	Signed RW Jim Campbell, RW Norm Milley, and C Jason Jaspers to one-year contracts	Nov. 19, 2007	Acquired D Mario Scalzo from Dallas in exchange for D Bryce Lampman	Nov. 20, 2008	Claimed LW David Koci off waivers from St. Louis	July 19, 2010	Acquired LW Simon Gagne from Philadelphia in exchange for D Matt Walker and a 2011 fourth-round draft pick
Aug. 23, 2005	Signed C John Toffey and RW Marek Kvapil to three-year entry-level contracts	Jan. 15, 2008	Acquired RW Junior Lessard from Dallas in exchange for D Dan Jancevski	Nov. 30, 2008	Acquired RW Lauri Tukonen from Dallas in exchange for D Andrew Hutchinson	July 23, 2010	Signed C Marc-Antoine Pouliot to a one-year, two-way contract
Aug. 26, 2005	Signed G Morgan and D Jay Rosehill to multi-year contracts	Feb. 25, 2008	Acquired D Alexandre Picard and a 2009 second-round draft pick (RW Richard Panik) from Philadelphia in exchange for C Vaclav Prospal	Jan. 19, 2009	Claimed D Cory Murphy off waivers from Florida	July 25, 2010	Signed LW Chris Durno to a one-year contract
Sep. 7, 2005	Signed D Todd Rohloff to a one-year contract	Feb. 26, 2008	Acquired G Mike Smith, C Jeff Halpern, LW Jussi Jokinen, and a 2009 fourth-round draft pick (traded to Minnesota) from Dallas in exchange for C Brad Richards and G Johan Holmqvist; Acquired RW Brandon Segal and a 2008 seventh-round draft pick (D David Carle) from Anaheim in exchange for D Jay Leach; Acquired a 2008 seventh-round draft pick (traded to Philadelphia) from Nashville in exchange for LW Jan Hlavac	Feb. 3, 2009	Signed G Mike McKenna to a one-year contract	July 29, 2010	Signed D Mathieu Roy and D Mike Vernace to one-year, two-way contracts
Sept. 9, 2005	Traded C Craig Darby to Vancouver in exchange for future considerations	Apr. 24, 2008	Signed C Paul Szczechura to a two-year contract	Feb. 7, 2009	Acquired LW Wade Brookbank, D Josef Melichar, and a 2009 fourth-round draft pick (traded to Toronto) from Carolina in exchange for LW Jussi Jokinen	July 30, 2010	Signed C Dominic Moore to a two-year contract
Feb. 8, 2006	Acquired LW Zdenek Blatny from Boston in exchange for G Brian Eklund	June 2, 2008	Signed D Kevin Quick to a three-year entry-level contract	Mar. 4, 2009	Acquired D Matt Lashoff and RW Martins Karsums from Boston in exchange for RW Mark Recchi and a 2010 second-round draft pick; Acquired D Richard Petiot from Toronto in exchange for G Olaf Kolzig, D Jamie Heward, D Andy Rogers, and a 2009 fourth-round draft pick; Acquired D Noah Welch and a 2009 third-round pick (traded to Detroit) from Florida in exchange for D Steve Eminger	Aug. 3, 2010	Signed C Mike Angelidis to a one-year, two-way contract
June 1, 2006	Signed G Johan Holmqvist, C Andreas Karlsson, and D Andy Delmore to one-year contracts	June 18, 2008	Acquired the rights to C Vaclav Prospal from Philadelphia in exchange for a 2008 seventh-round draft pick	Apr. 9, 2009	Signed Geoff Kinrade to an amateur tryout contract	Aug. 9, 2010	Signed D Radko Gudas to a three-year entry-level contract
June 30, 2006	Acquired G Marc Denis from Columbus in exchange for LW Fredrik Modin and G Fredrik Norrena					Aug. 11, 2010	Signed LW Juraj Simek to a one-year, two-way contract
July 2, 2006	Acquired a 2008 fourth-round draft pick (traded to Ottawa) from Dallas in exchange for D Darryl Sydor; Signed D Filip Kuba to a three-year contract					Aug. 16, 2010	Acquired G Cedrick Desjardins from Montreal in exchange for G Karri Ramo
July 6, 2006	Signed D Doug Janik to a one-year contract					Aug. 17, 2010	Signed LW Sean Bergenheim to a one-year contract
July 11, 2006	Signed D Luke Richardson to a one-year contract					Aug. 25, 2010	Signed D Randy Jones to a one-year contract
						Aug. 27, 2010	Acquired RW Alex Berry and LW Stefano Giliati from Toronto in exchange for D Matt Lashoff
						Sept. 10, 2010	Signed LW Alex Hutchings to a three-year entry-level contract

Sept. 15, 2010	Signed D Charles Landry to a three-year entry-level contract	Feb. 27, 2012	Acquired D Mike Commodore from Detroit in exchange for a 2013 conditional seventh-round draft pick; Acquired D Keith Aulie from Toronto in exchange for RW Carter Ashton; Acquired D Brian Lee from Ottawa in exchange for D Matt Gilroy	Dec. 18, 2013	Signed D Jean-Philippe Cote to a two-year contract	Apr. 9, 2015	Signed RW Cameron Darcy to a three-year entry level contract
Oct. 5, 2010	Claimed C Mattias Ritola off waivers from Detroit	Mar. 1, 2012	Signed C Cory Conacher to a two-year, two-way contract	Feb. 23, 2014	Claimed D Mike Kostka off waivers from Chicago	June 1, 2015	Acquired D Daniel Walcott from NY Rangers in exchange for a 2015 seventh-round draft pick
Dec. 9, 2010	Acquired C Levi Nelson from Boston in exchange for LW Juraj Simek	Mar. 3, 2012	Signed LW Danick Gauthier to a three-year contract	Mar. 5, 2014	Acquired RW Ryan Callahan, a 2014 first-round draft pick (traded to NY Islanders), a 2015 first-round draft pick (traded to NY Islanders), and a 2015 seventh-round draft pick (traded to NY Rangers) from NY Rangers in exchange for RW Martin St. Louis and a 2015 second-round draft pick	June 26, 2015	Acquired a 2015 second-round draft pick (C Mitchell Stephens) and 2015 third-round draft pick (C Anthony Cirelli) from NY Islanders in exchange for a 2015 first-round draft pick
Jan. 1, 2011	Acquired G Dwayne Roloson from NY Islanders in exchange for D Ty Wishart	Mar. 13, 2012	Signed C Vladislav Namestnikov to a three-year entry-level contract	Mar. 10, 2014	Signed LW Yann Gourde to a two-year, two-way contract	June 27, 2015	Acquired a 2016 seventh-round draft pick from Edmonton in exchange for a 2015 seventh-round draft pick
Jan. 4, 2011	Signed D Marc-Andre Bergeron a one-year, two-way contract	Mar. 19, 2012	Signed C Alex Killorn to a two-year, two-way contract; Signed G Sebastien Caron to a one-year, one-way contract	Mar. 20, 2014	Signed RW Cody Knyk to a one-year contract	June 28, 2015	Signed RW Brian Hart to a three-year entry-level contract
Feb. 18, 2011	Acquired D Eric Brewer from St. Louis in exchange for D Brock Beukeboom and a 2011 third-round draft pick	Mar. 28, 2012	Signed RW J.T. Brown to a two-year entry-level contract	Apr. 1, 2014	Signed LW Adam Erne to a three-year entry-level contract	July 1, 2015	Signed RW Erik Condra to a three-year contract; Signed D Matt Taormina to a one-year, two-way contract
Feb. 24, 2011	Acquired G Curtis McElhinney from Anaheim in exchange for G Dan Ellis	June 14, 2012	Signed G Riku Helenius to a two-year contract	Apr. 6, 2014	Signed LW Henri Ikonen to a three-year entry level contract	July 5, 2015	Signed LW Jeff Tambellini to a one-year, two-way contract
Mar. 7, 2011	Signed C Tyler Johnson to a three-year entry-level contract	June 15, 2012	Acquired G Anders Lindback, C Kyle Wilson, and a 2012 seventh-round draft pick (LW Nikita Gusev) from Nashville in exchange for G Sebastien Caron, two 2012 second-round draft picks, and a 2013 third-round draft pick	Apr. 19, 2014	Signed D Jake Dotchin to a three-year entry-level contract	July 21, 2015	Signed LW Tye McGinn to a one-year, two-way contract
Mar. 22, 2011	Signed G Pat Nagle to a two-year entry-level contract	June 23, 2012	Acquired LW Benoit Pouliot from Boston in exchange for RW Michel Ouellet and a 2012 fifth-round draft pick	May 6, 2014	Signed G Andrei Vasilevskiy to a three-year entry-level contract	Oct. 14, 2015	Signed D Dominik Masin to a three-year, entry-level contract
May 12, 2011	Signed RW Richard Panik to a three-year entry-level contract	July 1, 2012	Signed D Sami Salo to a two-year contract; Signed D Artem Sergeev to a three-year entry-level contract	May 21, 2014	Signed D Dylan Blujus to a three-year entry-level contract	Nov. 12, 2015	Acquired future considerations from Calgary Flames in exchange for G Kevin Poulin
June 25, 2011	Acquired D Bruno Gervais from NY Islanders in exchange for future considerations; Acquired a 2011 seventh-round draft pick (C Matthew Peca) from Phoenix in exchange for C Marc-Antoine Pouliot	July 4, 2012	Signed D Matt Carle to a six-year contract	June 27, 2014	Acquired D Jason Garrison, the rights to LW Jeff Costello, and a 2015 seventh-round draft pick (traded to Minnesota) from Vancouver in exchange for a 2014 second-round draft pick	Feb. 26, 2016	Signed D Braydon Coburn to a three-year contract extension
July 1, 2011	Signed RW Brett Connolly to a three-year entry-level contract; Signed RW Michel Ouellet and RW J.T. Wyman to one-year, two-way contracts; Signed G Mathieu Garon to a two-year contract	July 6, 2012	Signed D Matt Taormina to a one-year, two-way contract	June 29, 2014	Acquired C Sam Gagner from Edmonton in exchange for RW Teddy Purcell; Acquired a 2015 sixth-round draft pick (G Kristian Oldham) from Arizona in exchange for C Sam Gagner and RW B.J. Crombeen; Acquired a 2015 fourth-round draft pick (RW Jonne Tammela) and 2015 seventh-round draft pick (traded to Edmonton) in exchange for C Nate Thompson	Mar. 22, 2016	Signed D Ben Thomas to a three-year contract
July 2, 2011	Signed D Matt Gilroy to a one-year contract; Signed D Richard Petiot to a one-year, two-way contract	July 10, 2012	Acquired RW B.J. Crombeen and a 2014 fifth-round draft pick (traded to NY Rangers) from St. Louis in exchange for a 2013 fourth-round draft pick and a 2014 fourth-round draft pick	Apr. 4, 2016	Signed F Mitchell Stephens to a three-year, entry-level contract	Apr. 13, 2016	Signed D Matt Spencer to a three-year, entry-level contract
July 5, 2011	Signed C Trevor Smith to a one-year, two-way contract	Aug. 2, 2012	Signed D Dmitry Korobov to a two-year, two-way contract	May 21, 2016	Re-signed F Joel Vermin and F Tanner Richard to one-year contracts	June 25, 2016	Re-signed D Luke Witkowski to a one-year, two-way contract
July 6, 2011	Signed C Tom Pyatt to a one-year, two-way contract	Sept. 10, 2012	Signed RW Nikita Kucherov to a three-year entry-level contract	June 25, 2016	Acquired a 2016 second-round draft pick from Arizona in exchange for D Anthony DeAngelo	June 29, 2016	Re-signed F Steven Stamkos to an eight-year contract
July 7, 2011	Signed LW Alexandre Picard to a one-year, two-way contract; Signed RW Ryan Shannon to a one-year contract	Jan. 21, 2013	Acquired LW J.F. Jacques from Florida in exchange for future considerations	July 1, 2014	Signed D Anton Stralman to a five-year contract; Signed C Brian Boyle to a three-year contract; Signed G Evgeni Nabokov to a one-year contract; Signed RW Mike Blunden to a one-year, two-way contract.	July 1, 2016	Signed D Victor Hedman to an eight-year contract extension and G Andrei Vasilevskiy to a three-year contract extension; Signed F Pierre-Luc Letourneau-Leblond, F Jeremy Morin, F Gabriel Dumont and F Michael Bournival to one-year contracts; Signed F Dennis Yan to a three-year, entry-level contract
Sept. 23, 2011	Signed D Daniel Milan to a three-year, two-way contract	Feb. 14, 2013	Acquired G Cedric Desjardins from Montreal in exchange for G Dustin Tokarski	July 8, 2014	Signed D Matt Corrente to a one-year, two-way contract	July 2, 2016	Re-signed G Kristers Gudlevskis to a one-year contract
Oct. 10, 2011	Signed LW Ondrej Palat to a three-year entry-level contract	Mar. 11, 2013	Acquired RW Dan Sexton from Anaheim in exchange for C Kyle Wilson	July 10, 2014	Signed RW Jerome Samson to a one-year contract	July 13, 2016	Signed F Cory Conacher to a one-year, one-way contract
Dec. 2, 2011	Acquired D Evan Oberg and D Mike Kostka from Florida in exchange for C James Wright and D Mike Vernace	Mar. 21, 2013	Signed D Andrej Sustr to a two-year entry-level contract	July 11, 2014	Signed LW Brenden Morrow to a one-year contract	July 17, 2016	Re-signed F Alex Killorn to a seven-year contract
Dec. 12, 2011	Signed RW Antti Miettinen to a two-year, one-way contract	Apr. 2, 2013	Acquired RW Adam Hall and a 2013 seventh-round draft pick (RW Joel Vermin) from Carolina in exchange for D Marc-Andre Bergeron	July 11, 2014	Signed LW Philippe Paradis to a one-year contract	July 27, 2016	Re-signed F Vladislav Namestnikov to a two-year contract
Dec. 29, 2011	Signed LW Pierre-Cedric Labrie to a two-year, two-way contract	Apr. 3, 2013	Acquired G Ben Bishop from Ottawa in exchange for C Cory Conacher and a 2013 fourth-round draft pick	Nov. 28, 2014	Acquired a 2015 third-round draft pick (LW Dennis Yan) from Anaheim in exchange for D Eric Brewer	Oct. 11, 2016	Re-signed F Nikita Kucherov to a three-year contract
Jan. 6, 2012	Acquired D Brendan Mikkelsen from Calgary in exchange for C Blair Jones	Apr. 23, 2013	Signed D Mathieu Roy to a one-year contract	Dec. 2, 2014	Signed D Anthony DeAngelo to a three-year entry-level contract	Dec. 24, 2016	Signed F Mathieu Joseph to a three-year, entry-level contract
Feb. 16, 2012	Acquired a 2012 second-round draft pick (traded to Nashville) from San Jose in exchange for C Dominic Moore and a 2012 seventh-round draft pick	May 2, 2013	Signed C Cedric Paquette to a three-year entry-level contract	Feb. 6, 2015	Acquired RW Carter Ashton and LW David Broll from Toronto in exchange for a conditional 2016 seventh-round draft pick	Dec. 28, 2016	Signed F Brett Howden to a three-year, entry-level contract
Feb. 18, 2012	Acquired LW Jon Kalinski, a 2012 second-round draft pick (RW Brian Hart), and a 2013 fourth-round draft pick (traded to Ottawa) from Philadelphia in exchange for D Pavel Kubina	July 2, 2013	Acquired D Drew Olson from Columbus in exchange for future considerations	Feb. 9, 2015	Traded G Evgeni Nabokov to San Jose in exchange for future considerations	Jan. 27, 2017	Acquired D Jonathan Racine and a 2017 sixth-round draft pick from Montreal in exchange for D Nikita Nesterov
Feb. 21, 2012	Acquired D Kyle Quincey from Colorado in exchange for RW Steve Downie; Acquired a 2012 first-round draft pick (G Andrei Vasilevskiy) and D Sebastien Piche from Detroit in exchange for D Kyle Quincey; Acquired RW Brandon Segal from Chicago in exchange for RW Matt Fornataro	July 5, 2013	Signed C Valtteri Filppula to five-year contract; Signed LW Jonathan Drouin to a three-year entry-level contract; Signed RW Geoff Walker to a one-year, two-way contract	Feb. 23, 2015	Signed G Allen York to a two-way contract for the remainder of the 2014-15 season	Feb. 25, 2017	Acquired F Stefan Fournier from Arizona in exchange for F Jeremy Morin
Feb. 23, 2012	Claimed RW Tim Wallace off waivers from NY Islanders	Aug. 2, 2013	Signed G Kristers Gudlevskis to a three-year contract	Mar. 2, 2015	Acquired a 2015 second-round draft pick (D Matthew Spencer) and a 2016 second-round draft pick from Boston in exchange for RW Brett Connolly; Acquired D Braydon Coburn from Philadelphia in exchange for D Radko Gudas, a 2015 first-round draft pick, and a 2015 third-round draft pick	Feb. 26, 2017	Acquired G Peter Budaj, D Erik Cernak, a 2017 seventh-round draft pick and a 2017 conditional draft pick from Los Angeles in exchange for G Ben Bishop and a 2017 fifth-round draft pick
		Sept. 17, 2013	Signed RW Joel Vermin to a three-year entry-level contract	Mar. 26, 2015	Signed C Braydon Point to a three-year entry-level contract		
				Apr. 1, 2015	Signed G Adam Wilcox and C Matthew Peca to two-year, two-way contracts		

Feb. 27, 2017 Acquired F Byron Rroese and a conditional 2017 second-round draft pick from Toronto in exchange for F Brian Boyle

Mar. 1, 2017 Acquired D Mark Streit from Philadelphia in exchange for F Valtteri Filppula, a 2017 fourth-round draft pick and a 2017 seventh-round draft pick; Acquired a 2018 fourth-round draft pick from Pittsburgh in exchange for D Mark Streit

Apr. 4, 2017 Signed G Connor Ingram to a three-year, entry-level contract

May 15, 2017 Signed F Taylor Raddysh to a three-year, entry-level contract

May 31, 2017 Acquired a 2018 conditional seventh-round draft pick from Los Angeles in exchange for the rights to F Bokondji Imama

June 15, 2017 Acquired D Mikhail Sergachev and a conditional 2018 second-round draft pick from Montreal in exchange for F Jonathan Drouin and a conditional 2018 sixth-round draft pick

June 21, 2017 In exchange for Vegas selecting D Jason Garrison at 2017 Expansion Draft, the Golden Knights acquire Tampa Bay's 2017 second-round pick, Pittsburgh's 2018 fourth-round pick and negotiating rights with Lightning signed forward prospect Nikita Gusev

June 22, 2017 Signed G Peter Budaj to a two-year contract

June 26, 2017 Re-signed D Andrej Sustr to a one-year contract and F Yanni Gourde to a two-year contract

June 28, 2017 Re-signed F Cory Conacher and F Gabriel Dumont to two-year contracts

June 29, 2017 Signed F Alex Volkov to a three-year, entry-level contract

July 1, 2017 Acquired F Carter Verhaeghe from the N.Y. Islanders in exchange for G Kristers Gudlevskis; Signed D Dan Girardi to a two-year contract and F Chris Kunitz to a one-year contract; Signed F Alex Gallant, G Michael Leighton, D Jamie McBain and D Mat Bodie to one-year, two-way contracts

July 4, 2017 Re-signed D Slater Koekkoek to a one-year contract

July 5, 2017 Re-signed D Jake Dotchin to a two-year contract

July 10, 2017 Re-signed F Tyler Johnson to a seven-year contract

July 14, 2017 Re-signed F Ondrej Palat to a five-year contract

JULY 18, 2017 Re-signed F Michael Bournival to a one-year, two-way contract

NOV. 14, 2017 Acquired G Louis Domingue from Arizona in exchange for G Michael Leighton and F Tye McGinn

NOV. 24, 2017 Claimed F Chris DiDomenico off waivers from Ottawa

JAN. 31, 2018 Acquired G Edward Pasquale from Edmonton in exchange for future considerations

FEB. 21, 2018 Claimed F Gabriel Dumont off waivers from Ottawa

FEB. 26, 2018 Acquired D Ryan McDonagh and F J.T. Miller from the N.Y. Rangers in exchange for F Vladislav Namestnikov, F Brett Howden, D Libor Hajek a 2018 first-round draft pick and a conditional 2019 second-round draft pick

APR. 1, 2018 Signed D Cal Foote to a three-year, entry-level contract

JUNE 7, 2018 Re-signed D Daniel Walcott to a one-year, two-way contract

JUNE 13, 2018 Acquired C Andy Andreoff from Los Angeles in exchange for G Peter Budaj

JUNE 19, 2018 Signed G Edward Pasquale to a one-year, two-way contract

JUNE 22, 2018 Signed G Louis Domingue to a two-year contract

JUNE 26, 2018 Signed F J.T. Miller to a five-year contract

JULY 2, 2018 Signed D Ryan McDonagh to a seven-year contract

JULY 2, 2018 Re-signed D Slater Koekkoek to a one-year contract

JULY 5, 2018 Re-signed F Cedric Paquette to a one-year contract

JULY 10, 2018 Re-signed F Nikita Kucherov to an eight-year contract

JULY 11, 2018 Re-signed F Adam Erne to a one-year contract

ALL-TIME SKATER REGISTER

DMITRY AFANASENKOV				LEFT WING #37, 29				MIKAEL ANDERSSON				RIGHT WING					
YEAR	GP	G	A	TP	PIM	YEAR	GP	G	A	TP	PIM	YEAR	GP	G	A	TP	PIM
2000-01	9	1	1	2	4	1992-93	77	16	11	27	14	2001-02	5	0	0	0	0
2001-02	5	0	0	0	2	2002-03	76	13	12	25	23	2003-04	71	6	10	16	12
2003-04	71	6	10	16	12	1994-95	36	4	7	11	4	2005-06	68	9	6	15	16
2005-06	68	9	6	15	16	1995-96	64	8	11	19	2	2006-07	33	3	3	6	8
2006-07	33	3	3	6	8	1996-97	70	5	14	19	8	TOTALS	186	19	20	39	40
TOTALS	186	19	20	39	40	1997-98	72	6	11	17	29	PLAYOFFS	GP	G	A	TP	PIM
2003-04	23	1	2	3	6	1998-99	40	2	3	5	4	2005-06	5	0	1	1	2
2005-06	5	0	1	1	2	TOTALS	435	54	69	123	84	TOTALS	28	1	3	4	8
TOTALS	28	1	3	4	8	1995-96	6	1	1	2	PIM	28	1	3	4	8	

Selected in the third round, 72nd overall, at the 1998 NHL Entry Draft; Claimed off waivers by Philadelphia on December 30, 2006

Selected as a free agent on June 29, 1992; Traded to Philadelphia, with RW Sandy McCarthy, for LW Colin Forbes and a 1999 fifth-round draft pick (G Michal Lanicek) on March 20, 1999

MIKE ANGELIDIS				CENTER #15, #10							
YEAR	GP	G	A	TP	PIM	YEAR	GP	G	A	TP	PIM
2011-12	6	1	0	1	5	2011-12	6	1	0	1	5
2012-13	1	0	0	0	0	2012-13	1	0	0	0	0
2014-15	3	0	0	0	12	2014-15	3	0	0	0	12
2015-16	4	1	0	1	5	2015-16	4	1	0	1	5
TOTALS	14	2	0	2	22	TOTALS	14	2	0	2	22

Selected as free agent on August 3, 2010; Became a free agent July 1, 2016

Selected in the third round, 94th overall, at the 2001 NHL Entry Draft; Traded to Anaheim for LW Drew Miller and a 2010 third-round draft pick (D Adam Janosik) on August 13, 2009

EVGENY ARTYUKHIN				RIGHT WING #76							
YEAR	GP	G	A	TP	PIM	YEAR	GP	G	A	TP	PIM
2005-06	72	4	13	17	90	2005-06	72	4	13	17	90
2008-09	73	6	10	16	151	2008-09	73	6	10	16	151
TOTALS	145	10	23	33	241	TOTALS	145	10	23	33	241

Selected in the first round, 127th overall, at the 1999 NHL Entry Draft; Traded to Carolina for D Harlan Pratt on December 28, 2001

ADRIAN AUCCOIN				DEFENSE #6				MARC-ANDRE BERGERON				DEFENSE #47				MICHAEL BOURNIVAL				LEFT WING #15			
YEAR	GP	G	A	TP	PIM	YEAR	GP	G	A	TP	PIM	YEAR	GP	G	A	TP	PIM	YEAR	GP	G	A	TP	PIM
2000-01	26	1	11	12	25	2010-11	23	2	6	8	8	2016-17	19	2	1	3	2	2017-18	5	0	0	0	0
2011-12	43	4	20	24	20	2011-12	43	4	20	24	20	2012-13	12	1	4	5	4	2012-13	12	1	4	5	4
2012-13	12	1	4	5	4	TOTALS	78	7	30	37	32	TOTALS	24	2	1	3	2	TOTALS	24	2	1	3	2
2010-11	14	2	1	3	9	2010-11	14	2	1	3	9	2010-11	14	2	1	3	9	2010-11	14	2	1	3	9
2011-12	19	0	1	1	13	2011-12	19	0	1	1	13	2011-12	19	0	1	1	13	2011-12	19	0	1	1	13
2012-13	45	2	5	7	60	2012-13	45	2	5	7	60	2012-13	45	2	5	7	60	2012-13	45	2	5	7	60
2013-14	15	0	1	1	9	2013-14	15	0	1	1	9	2013-14	15	0	1	1	9	2013-14	15	0	1	1	9
TOTALS	79	2	7	9	82	TOTALS	79	2	7	9	82	TOTALS	79	2	7	9	82	TOTALS	79	2	7	9	82
2013-14	1	0	0	0	0	1994-95	44	2	4	6	0	1994-95	44	2	4	6	0	2002-03	1	0	0	0	0
2002-03	1	0	0	0	0	2002-03	1	0	0	0	0	2002-03	1	0	0	0	0	2002-03	1	0	0	0	0
TOTALS	206	5	31	36	204	TOTALS	206	5	31	36	204	TOTALS	206	5	31	36	204	TOTALS	206	5	31	36	204

Acquired from Vancouver, with a 2001 second-round draft pick (C Alexander Polushin), for G Dan Cloutier on February 7, 2001; Traded to NY Islanders, with LW Alexander Kharitonov, for D Mathieu Biron and a 2002 second-round draft pick (traded to Washington) on June 22, 2001

Traded to Carolina for RW Adam Hall and a 2013 seventh-round draft pick (RW Joel Vermir) on April 2, 2013

Acquired from Toronto for RW Carter Ashton on February 27, 2012; Became a free agent on July 1, 2014

DREW BANNISTER				DEFENSE #5, 55							
YEAR	GP	G	A	TP	PIM	YEAR	GP	G	A	TP	PIM
1995-96	13	0	1	1	4	1995-96	13	0	1	1	4
1996-97	64	4	13	17	44	1996-97	64	4	13	17	44
1998-99	21	1	2	3	24	1998-99	21	1	2	3	24
TOTALS	98	5	16	21	72	TOTALS	98	5	16	21	72

Selected in the second round, 26th overall, at the 1992 NHL Entry Draft; Traded to Edmonton, with a 1997 sixth-round pick, for D Jeff Norton on March 18, 1997; Acquired from Anaheim for a 2000 fifth-round pick on December 10, 1998; Contract bought out on October 5, 1999

MARK BARBERIO				DEFENSE #8							
YEAR	GP	G	A	TP	PIM	YEAR	GP	G	A	TP	PIM
2012-13	2	0	0	0	0	2012-13	2	0	0	0	0
2013-14	49	5	5	10	28	2013-14	49	5	5	10	28
2014-15	52	1	6	7	16	2014-15	52	1	6	7	16
TOTALS	103	6	11	17	44	TOTALS	103	6	11	17	44

Selected in the fifth round, 112th overall, at the 1997 NHL Entry Draft; Contract bought out on February 17, 2000

MATHIEU BIRON				DEFENSE #43							
YEAR	GP	G	A	TP	PIM	YEAR	GP	G	A	TP	PIM
2001-02	36	0	0	0	12	2001-02	36	0	0	0	12
2009-10	28	4	9	13	2	2009-10	28	4	9	13	2
2013-14	4	0	0	0	4	2013-14	4	0	0	0	4
TOTALS	68	4	9	13	18	TOTALS	68	4	9	13	18

Selected from NY Islanders, with a 2002 second-round draft pick (traded to Washington), for D Adrian Aucoin and LW Alexander Kharitonov on June 22, 2001; Claimed off waivers by Columbus on October 7, 2002

MIKE BLUNDEN				RIGHT WING #46							
YEAR	GP	G	A	TP	PIM	YEAR	GP	G	A	TP	PIM
2014-15	2	0	0	0	2	2014-15	2	0	0	0	2
2015-16	20	3	2	5	34	2015-16	20	3	2	5	34
TOTALS	22	3	2	5	36	TOTALS	22	3	2	5	36

Selected from Toronto in the 1992 NHL Expansion Draft; Became a free agent on June 30, 1999

ERIC BREWER				DEFENSE #2							
YEAR	GP	G	A	TP	PIM	YEAR	GP	G	A	TP	PIM
2010-11	22	1	1	2	22	2010-11	22	1	1	2	22
2011-12	82	1	20	21	49	2011-12	82	1	20	21	49
2012-13	48	4	8	12	30	2012-13	48	4	8	12	30
2013-14	77	4	13	17	59	2013-14	77	4	13	17	59
2014-15	17	0	4	4	18	2014-15	17	0	4	4	18
1996-97	35	7	17	24	16	1996-97	35	7	17	24	16
1997-98	14	2	5	7	6	1997-98	14	2	5	7	6
TOTALS	328	111	189	300	289	TOTALS	328	111	189	300	289

Selected from Toronto in the 1992 NHL Expansion Draft; Became a free agent on June 30, 1999

BRANDON BOCHENSKI				RIGHT WING #27							
YEAR	GP	G	A	TP	PIM	YEAR	GP	G	A	TP	PIM
2008-09	7	0	1	1	2	2008-09	7	0	1	1	2
2009-10	28	4	9	13	2	2009-10	28	4	9	13	2
2013-14	4	0	0	0	4	2013-14	4	0	0	0	4
TOTALS	35	4	10								

J.T. BROWN	RIGHT WING	#49, 19, 23	DAVE CAPUANO	LEFT WING	#9
YEAR	GP	G	A	TP	PIM
2011-12	5	0	1	1	0
2013-14	63	4	15	19	6
2014-15	52	3	6	9	30
2015-16	78	8	14	22	59
2016-17	64	3	3	6	73
2017-18	24	1	3	4	12
TOTALS	286	19	42	61	180
PLAYOFFS	GP	G	A	TP	PIM
2013-14	4	0	2	2	0
2014-15	24	1	1	2	0
2015-16	9	0	2	2	0
TOTALS	37	1	5	6	2

Signed as a free agent on March 28, 2012; Claimed off waivers by Anaheim on January 14, 2018

MARC BUREAU	CENTER	#28			
YEAR	GP	G	A	TP	PIM
1992-93	63	10	21	31	111
1993-94	75	8	7	15	30
1994-95	48	2	12	14	30
TOTALS	186	20	40	60	171

Claimed off waivers from Minnesota on October 16, 1992; Traded to Montreal for LW Brian Bellows on June 30, 1995

SHAWN BURR	LEFT WING	#11			
YEAR	GP	G	A	TP	PIM
1995-96	81	13	15	28	119
1996-97	74	14	21	35	106
1999-00	4	0	2	2	0
TOTALS	159	27	38	65	225
PLAYOFFS	GP	G	A	TP	PIM
1995-96	6	0	2	2	8

Acquired from Detroit, with a 1996 third-round draft pick (traded to Boston), for D Marc Bergevin and RW Ben Hankinson on August 17, 1995; Traded to San Jose for a 1997 fifth-round draft pick (D Mark Thompson) on June 21, 1997; Acquired from San Jose, with D Andrei Zyuzin, D Bill Houlder, and C Steve Guolla, for RW Niklas Sundstrom and a 2000 third-round draft pick on August 4, 1999; Contract bought out on July 1, 2000

VIACHESLAV BUTSAYEV	CENTER	#29			
YEAR	GP	G	A	TP	PIM
1999-00	2	0	0	0	0
TOTALS	2	0	0	0	0

Claimed from Ottawa in the 1999 NHL Waiver Draft; Claimed off waivers by Ottawa on October, 28, 1999

RYAN CALLAHAN	RIGHT WING	#24			
YEAR	GP	G	A	TP	PIM
2013-14	20	6	5	11	8
2014-15	77	24	30	45	41
2015-16	73	10	18	28	45
2016-17	18	2	4	23	20
2017-18	67	5	13	18	29
TOTALS	255	47	68	106	146
PLAYOFFS	GP	G	A	TP	PIM
2013-14	4	0	0	0	0
2014-15	25	2	6	8	14
2015-16	16	2	2	4	29
2017-18	15	2	1	3	4
TOTALS	60	6	9	15	47

Acquired from NY Rangers, with a 2014 first-round draft pick (traded to NY Islanders), a 2015 first-round draft pick (traded to NY Islanders), and a 2015 seventh-round draft pick (traded to NY Rangers), for RW Martin St. Louis and a 2015 second-round draft pick on March 5, 2014

JOCK CALLANDER	CENTER	#12			
YEAR	GP	G	A	TP	PIM
1992-93	8	1	1	2	2
TOTALS	8	1	1	2	2

Signed as a free agent on July 29, 1992; Became a free agent on July 1, 1993

JIM CAMPBELL	RIGHT WING	#16			
YEAR	GP	G	A	TP	PIM
2005-06	1	0	0	0	2
TOTALS	1	0	0	0	2

Signed as a free agent on August 18, 2005; Became a free agent on July 1, 2006

MATT CARLE	DEFENSE	#5, 25			
YEAR	GP	G	A	TP	PIM
2008-09	12	1	1	2	6
2012-13	48	5	17	22	4
2013-14	82	2	29	31	28
2014-15	59	4	14	18	26
2015-16	64	2	7	9	26
TOTALS	265	14	68	82	90
PLAYOFFS	GP	G	A	TP	PIM
2013-14	4	1	0	1	4
2014-15	25	0	3	3	4
2015-16	14	0	5	5	4
TOTALS	43	1	8	9	8

Acquired from Vancouver for D Jamie Huscroft on March 14, 1998; Traded to Washington for future considerations on December 28, 1998

ZDENO CIGER	LEFT WING	#18			
YEAR	GP	G	A	TP	PIM
2001-02	27	6	6	12	10
TOTALS	27	6	6	12	10

Acquired from NY Rangers for RW Matthew Barnaby on December 12, 2001; Reached a negotiated injury settlement on March 8, 2002

ANTHONY CIRELLI	CENTER	#71			
YEAR	GP	G	A	TP	PIM
2017-18	18	5	6	11	6
TOTALS	18	5	6	11	6

Selected in the first round, 75th overall, at the 2015 NHL Entry Draft

BRETT CLARK	DEFENSE	#7			
YEAR	GP	G	A	TP	PIM
2010-11	82	9	22	31	14
2011-12	82	2	13	15	20
TOTALS	164	11	35	46	34
PLAYOFFS	GP	G	A	TP	PIM
2010-11	18	1	2	3	8

Signed as a free agent on July 5, 2010; Became a free agent on July 1, 2012

WENDEL CLARK	LEFT WING	#17			
YEAR	GP	G	A	TP	PIM
1998-99	65	28	14	42	35
TOTALS	65	28	14	42	35

Signed as a free agent on July 16, 1998; Traded to Detroit, with a 1999 sixth-round draft pick, for C Kevin Hodson and a 1999 second-round draft pick (RW Sheldon Keefe) on March 23, 1999

BEN CLYMER	DEFENSE	#7			
YEAR	GP	G	A	TP	PIM
1999-00	60	2	6	8	87
2000-01	23	5	1	6	21
2001-02	81	14	20	34	36
2002-03	65	6	12	18	57
2003-04	66	2	8	10	50
TOTALS	295	29	47	76	251
PLAYOFFS	GP	G	A	TP	PIM
2002-03	11	0	2	2	6
2003-04	5	0	0	0	0
TOTALS	16	0	2	2	6

Signed as a free agent on October 2, 1999; Became a free agent on July 1, 2004

BRAYDON COBURN	DEFENSE	#55			
YEAR	GP	G	A	TP	PIM
2014-15	4	0	2	2	9
2015-16	80	1	9	10	53
2016-17	80	5	7	12	50
2017-18	72	1	14	15	40
TOTALS	236	7	32	39	152
PLAYOFFS	GP	G	A	TP	PIM
2014-15	26	1	3	4	21
2015-16	17	0	2	2	12
2016-17	17	0	2	2	19
TOTALS	60	1	7	8	52

Acquired from Philadelphia for D Radko Gudas, a 2015 first-round draft pick and a 2015 third-round draft pick on March 2, 2015

DANTON COLE	RIGHT WING	#24			
YEAR	GP	G	A	TP	PIM
1992-93	67	12	15	27	23
1993-94	81	20	23	43	32
1994-95	26	3	3	6	6
TOTALS	174	35	41	76	61

Acquired from Winnipeg for future considerations on June 19, 1992; Traded to New Jersey, with D Shawn Chambers, for C Alexander Semak and RW Ben Hankinson on March 14, 1995

MIKE COMMODORE	DEFENSE	#23			
YEAR	GP	G	A	TP	PIM
2011-12	13	0	0	0	17
TOTALS	13	0	0	0	17

Acquired from St. Louis, with a 2014 fifth-round draft pick (traded to NY Rangers), for a 2013 fourth-round draft pick and a 2014 fourth-round draft pick on July 10, 2012; Traded to Arizona, with C Sam Gagner, for a 2015 sixth-round draft pick (G Kristian Oldham) on June 29, 2014

CORY CONACHER	CENTER	#89, 19			
YEAR	GP	G	A	TP	PIM
2012-13	35	9	15	24	16
2016-17	11	1	3	4	4
2017-18	36	8	4	12	24
TOTALS	82	18	22	40	44
PLAYOFFS	GP	G	A	TP	PIM
2017-18	2	0	0	0	10

Selected in the first round, first overall, at the 1998-99 NHL Supplemental Draft; Traded to Toronto, with a 2001 seventh-round draft pick, for LW Fredrik Modin on October 1, 1999

ERIK CONDRA	RIGHT WING	#22			
YEAR	GP	G	A	TP	PIM
2015-16	54	6	5	11	34
2016-17	13	0	0	0	4
TOTALS	67	6	5	11	38
PLAYOFFS	GP	G	A	TP	PIM
2015-16	3	0	0	0	0

Signed as a free agent on July 1, 2015; Became a free agent July 1, 2018

BRETT CONNOLLY	RIGHT WING	#14			
YEAR	GP	G	A	TP	PIM
2011-12	68	4	11	15	30
2012-13	5	1	0	1	0
2013-14	11	1	0	1	4
2014-15	50	12	3	15	38
TOTALS	134	18	14	32	72

Selected in the first round, sixth overall, at the 2010 NHL Entry Draft; Traded to Boston for a 2015 second-round draft pick (D Matthew Spencer) and a 2016 second-round draft pick (F Boris Katchouk) on March 2, 2015

ALAIN COTE	DEFENSE	#6			
YEAR	GP	G	A	TP	PIM
1992-93	2	0	0	0	0
TOTALS	2	0	0	0	0

Acquired from Montreal, with D Eric Charron and future considerations (D Donald Dufresne), for D Rob Ramage on March 20, 1993; Became a free agent on July 1, 1993

JEAN-PHILIPPE COTE	DEFENSE	#22			
YEAR	GP	G	A	TP	PIM
2013-14	19	0	4	4	22
2014-15	19	0	4	4	22
TOTALS	38	0	8	8	44

Signed as a free agent on June 20, 2012; Became a free agent on July 1, 2015

RYAN CRAIG	CENTER	#34			
YEAR	GP	G	A	TP	PIM
2005-06	48	15	13	28	6
2006-07	72	14	13	27	55
2007-08	7	1	1	2	0
2008-09	54	2	4	6	60
2009-10	3	0	0	0	5
TOTALS	184	32	31	63	126
PLAYOFFS	GP	G	A	TP	PIM
2006-07	6	0	0	0	12

Claimed from NY Islanders in the 1992 NHL Waiver Draft; Traded to St. Louis for D Tom Tilley on October 6, 1994

ADAM CREIGHTON	CENTER	#10			
YEAR	GP	G	A	TP	PIM
1992-93	83	19	20	39	110
1993-94	53	10	10	20	37
TOTALS	136	29			

STAN DRULIA				RIGHT WING #20, 27				STEVE EMINGER				DEFENSE #44				KYLE FREADRICH				LEFT WING #43, 24																			
YEAR	GP	G	A	TP	PIM	YEAR	GP	G	A	TP	PIM	YEAR	GP	G	A	TP	PIM	YEAR	GP	G	A	TP	PIM	YEAR	GP	G	A	TP	PIM										
1992-93	24	2	1	3	10	2008-09	50	4	19	23	1996-97	50	4	19	23	2000-01	10	0	0	0	39	2011-12	53	2	15	17	16	1998-99	14	0	3	3	10	1992-93	58	4	4	8	154
1999-00	68	11	22	33	24	2009-10	50	4	19	23	36	2000-01	13	0	1	1	36	2000-01	16	1	0	1	5	10	1992-93	58	4	4	8	154									
2000-01	34	2	4	6	18	2010-11	50	4	19	23	36	TOTALS	23	0	1	1	75	TOTALS	58	3	6	9	26	6	Selected from Winnipeg in the 1992 NHL Expansion Draft; Traded to NY Rangers for C Randy Gilhen on March 22, 1993														

Signed as a free agent on September 1, 1992; Contract bought out on July 1, 1994; Signed as a free agent on September 29, 1999; Became a free agent on July 1, 2001

DONALD DUFRESNE				DEFENSE #6				JOHN EMMONS				CENTER #10																							
YEAR	GP	G	A	TP	PIM	YEAR	GP	G	A	TP	PIM	YEAR	GP	G	A	TP	PIM	YEAR	GP	G	A	TP	PIM												
1993-94	51	2	6	8	48	2000-01	12	1	1	2	22	2016-17	4	0	0	0	0	2009-10	50	3	3	6	54	2017-18	23	3	1	4	11	2010-11	15	5	7	12	4

Acquired from Montreal on June 20, 1993 to complete March 20, 1993 trade in which D Rob Ramage was traded to Montreal in for D Eric Charron, D Alain Cote, and future considerations; Traded to Los Angeles for a 1994 sixth-round draft pick (RW Daniel Juden) on March 19, 1994

GABRIEL DUMONT				CENTER #61, 40				TODD FEDORUK				LEFT WING #17																						
YEAR	GP	G	A	TP	PIM	YEAR	GP	G	A	TP	PIM	YEAR	GP	G	A	TP	PIM	YEAR	GP	G	A	TP	PIM											
2016-17	39	2	2	4	29	2017-18	7	0	0	0	4	2009-10	50	3	3	6	2016-17	26	3	0	3	11	2017-18	23	3	1	4	11	2010-11	15	5	7	12	4

Signed as a free agent on July 1, 2016; Claimed off waivers by Ottawa on November 22, 2017; Claimed off waivers from Ottawa on February 21, 2018

GORDIE DWYER				LEFT WING #34				RUSLAN FEDOTENKO				RIGHT WING #17																							
YEAR	GP	G	A	TP	PIM	YEAR	GP	G	A	TP	PIM	YEAR	GP	G	A	TP	PIM	YEAR	GP	G	A	TP	PIM												
1999-00	24	0	1	1	135	2000-01	28	0	1	1	96	2002-03	76	19	13	32	44	1993-94	51	4	9	13	74	2003-04	77	17	22	39	60	2003-04	77	17	22	39	60

Acquired from Montreal for D Mike McBain on November 26, 1999; Traded to NY Rangers for LW Boyd Kane on October 10, 2002

KARL DYKHUIS				DEFENSE #14				VALTTERI FILPPULA				CENTER #51																							
YEAR	GP	G	A	TP	PIM	YEAR	GP	G	A	TP	PIM	YEAR	GP	G	A	TP	PIM	YEAR	GP	G	A	TP	PIM												
1997-98	78	5	9	14	110	1998-99	33	2	1	3	18	2003-04	22	12	2	14	14	2013-14	75	25	33	58	20	2014-15	82	12	36	48	24	2015-16	76	8	23	31	46

Acquired from Philadelphia, with RW Mikael Renberg, for a 1998 first-round draft pick, a 1999 first-round draft pick, a 2000 first-round draft pick, and a 2001 first-round draft pick on August 20, 1997; Traded to Philadelphia for D Petr Svoboda on December, 28, 1998

ALLAN EGELAND				CENTER #25				STEVEN FINN				DEFENSE #28																							
YEAR	GP	G	A	TP	PIM	YEAR	GP	G	A	TP	PIM	YEAR	GP	G	A	TP	PIM	YEAR	GP	G	A	TP	PIM												
1995-96	5	0	0	0	2	1996-97	4	0	0	0	5	2015-16	76	8	23	31	46	1995-96	16	0	0	0	24	2016-17	59	7	27	34	24	2017-18	4	0	1	1	4

Selected in the third round, 55th overall, at the 1993 NHL Entry Draft; Became a free agent on July 1, 1998

NILS EKMAN				RIGHT WING #28				COLIN FORBES				LEFT WING #27																	
YEAR	GP	G	A	TP	PIM	YEAR	GP	G	A	TP	PIM	YEAR	GP	G	A	TP	PIM	YEAR	GP	G	A	TP	PIM						
1999-00	28	2	2	4	36	2000-01	43	9	11	20	40	1998-99	14	3	1	4	10	1999-00	8	0	0	0	18	2014-15	26	4	10	14	4

Acquired from Calgary, with a 2000 fourth-round draft pick (traded to NY Islanders), for LW Andreas Johansson on November 20, 1999; Traded to NY Rangers, with LW Kyle Freadrich, for C Tim Taylor on June 30, 2001

MATT ELICH				RIGHT WING #42, 73				BRUNO GERVAIS				DEFENSE #27																	
YEAR	GP	G	A	TP	PIM	YEAR	GP	G	A	TP	PIM	YEAR	GP	G	A	TP	PIM	YEAR	GP	G	A	TP	PIM						
1999-00	8	1	1	2	0	2000-01	8	0	0	0	0	2011-12	50	6	7	13	8	1995-96	73	8	4	12	56	2013-14	73	3	19	22	152

Selected in the third round, 61st overall, at the 1997 NHL Entry Draft; Became a free agent, July 1, 2003

PAT ELYNUIK				RIGHT WING #15				AARON GAVEY				CENTER #22, 92																	
YEAR	GP	G	A	TP	PIM	YEAR	GP	G	A	TP	PIM	YEAR	GP	G	A	TP	PIM	YEAR	GP	G	A	TP	PIM						
1993-94	63	12	14	26	64	2009-10	71	8	34	42	48	1995-96	73	8	4	12	56	2014-15	31	2	3	5	34	2010-11	50	6	7	13	8

Acquired from Washington for a 1995 fifth-round draft pick on October 22, 1993; Became a free agent on July 1, 1994

KURTIS FOSTER				DEFENSE #16				RANDY GILHEN				CENTER #20											
YEAR	GP	G	A	TP	PIM	YEAR	GP	G	A	TP	PIM	YEAR	GP	G	A	TP	PIM	YEAR	GP	G	A	TP	PIM
2009-10	71	8	34	42	48	1992-93	11	0	2	2	6	1995-96	73	8	4	12	56	2013-14	73	3	19	22	152

Signed as a free agent on July 8, 2009; Became a free agent on July 1, 2010

MATT GILROY				DEFENSE #97				SERGEY GUSEV				DEFENSE #3, 11				MIKE HARTMAN				LEFT WING #23										
YEAR	GP	G	A	TP	PIM	YEAR	GP	G	A	TP	PIM	YEAR	GP	G	A	TP	PIM	YEAR	GP	G	A	TP	PIM	YEAR	GP	G	A	TP	PIM	
2011-12	53	2	15	17	16	1998-99	14	0	3	3	10	1992-93	58	4	4	8	154	2000-01	16	1	0	1	5	10	1992-93	58	4	4	8	154

Signed as a free agent on July 2, 2011; Traded to Ottawa for D Brian Lee on February 27, 2012

DAN GIRARDI				DEFENSE #5				DAWAYNE HAY				LEFT WING #25																	
YEAR	GP	G	A	TP	PIM	YEAR	GP	G	A	TP	PIM	YEAR	GP	G	A	TP	PIM	YEAR	GP	G	A	TP	PIM						
2017-18	77	6	12	18	27	2017-18	17	2	1	3	2	2016-17	20	6	2	8	8	2017-18	77	17	42	63	54	2009-10	39	0	4	4	25

Signed as a free agent on July 1, 2017

SASCHA GOC				DEFENSE #6				BOB HALKIDIS				DEFENSE #21																	
YEAR	GP	G	A	TP	PIM	YEAR	GP	G	A	TP	PIM	YEAR	GP	G	A	TP	PIM	YEAR	GP	G	A	TP	PIM						
2001-02	9	0	0	0	0	2001-02	9	0	0	0	0	1994-95	27	1	3	4	4	2011-12	61	5	18	23	65	2009-10	39	0	4	4	25

Acquired from New Jersey, with D Josef Boumedienne and the rights to LW Anton But, for D Andrei Zyuzin on November 9, 2001; Became a free agent on July 1, 2002

YANNI GOURDE				CENTER #65, 37				ADAM HALL				RIGHT WING #18																	
YEAR	GP	G	A	TP	PIM	YEAR	GP	G	A	TP	PIM	YEAR	GP	G	A	TP	PIM	YEAR	GP	G	A	TP	PIM						
2015-16	2	0	1	1	2	2015-16	2	0	1	1	2	2008-09	74	5	5	10	32	2010-11	79	3	23	26	70	2016-17	78	10	37	47	46

Signed as a free agent on July 1, 2014

CHRIS GRATTON				CENTER #77, 20				JEFF HALPERN				CENTER #11																	
YEAR	GP	G	A	TP	PIM	YEAR	GP	G	A	TP	PIM	YEAR	GP	G	A	TP	PIM	YEAR	GP	G	A	TP	PIM						
1993-94	84	13	29	42	123	2007-08	19	10	8	18	14	1994-95	27	1	3	4	4	2008-09	52	7	9	16	32	2009-10	55	9	8	17	27

Selected in the first round, third overall, at the 1993 NHL Entry Draft; Signed as a Group II free agent by Philadelphia on August 14, 1997; Acquired from Philadelphia, with C Mike Sillinger, for RW Mikael Renberg and C Raymond Langkow on December 12, 1998; Traded to Buffalo, with a 2001 second-round draft pick, for C Wayne Primeau, C Brian Holzinger, D Cory Sarich, and a 2000 third-round draft pick (LW Alexander Kharitonov) on March 10, 2000; Acquired from Florida for a 2008 second-round draft pick on June 13, 2007; Claimed off waivers by Columbus on February 21, 2009

BRENT GRETZKY				CENTER #49				RADKO GUDAS				DEFENSE #75, 7																	
YEAR	GP	G	A	TP	PIM	YEAR	GP	G	A	TP	PIM	YEAR	GP	G	A	TP	PIM	YEAR	GP	G	A	TP	PIM						
1993-94	10	1	2	3	2	2012-13	22	2	3	5	16	2012-13	22	2	3	5	16	2013-14	73	3	19	22	152	2014-15	31	2	3	5	34

Selected in the third round, 49th overall, at the 1992 NHL Entry Draft; Became a free agent on July 1, 1995

BEN HANKINSON				RIGHT WING #16,				JAN HLAVAC				LEFT WING #17																	
YEAR	GP	G	A	TP	PIM	YEAR	GP	G	A	TP	PIM	YEAR	GP	G	A	TP	PIM	YEAR	GP	G	A	TP	PIM						
1994-95	18	0	2	2	6	2007-08	62	9	13	22	32	1994-95	18	0	2	2	6	2007-08	62	9	13	22	32	2013-14	3	0	1	1	9

Acquired from New Jersey, with C Alexander Semak, for D Shawn Chambers and RW Danton Cole on March 14, 1995; Traded to Detroit, with D Marc Bergevin, for LW Shawn Burr and a 1996 third-round draft pick (traded to Boston) on August 17, 1995

STEVE GUOLLA				CENTER #17				JOHAN HARJU				LEFT WING #24											
YEAR	GP	G	A	TP	PIM	YEAR	GP	G	A	TP	PIM	YEAR	GP	G	A	TP	PIM	YEAR	GP	G	A	TP	PIM
1999-00	46	6	10	16	11	2010-11	10	1	2	3	2	1992-93	25	2	7	9	2	2013-14	3	0	1	1	9

Acquired from San Jose, with D Andrei Zyuzin, LW Shawn Burr, and D Bill Houlder, for RW Niklas Sundstrom and a 2000 third-round draft pick (traded to Chicago) on August 4, 1999; Claimed off waivers by Atlanta on March 1, 2000

TIMO HELBLING				DEFENSE #2				SAMI HELENIUS				DEFENSE #3																	
YEAR	GP	G	A	TP	PIM	YEAR	GP	G	A	TP	PIM	YEAR	GP	G	A	TP	PIM	YEAR	GP	G	A	TP	PIM						
2005-06	9	0	1	1	6	1999-00	37	0	0	0	45	2007-08	19	10	8	18	14	2008-09	52	7	9	16	32	2009-10	55	9	8	17	27

Acquired from Nashville for a 2004 eighth-round draft pick on February 25, 2004; Became a free agent on July 1, 2006

IAN HERBERS				DEFENSE #56				MATT HERVEY				DEFENSE #26			
YEAR	GP														

BENOIT HOGUE					CENTER					#33 ANDREAS JOHANSSON					LEFT WING					#21 CHRIS JOSEPH					DEFENSE					#23																																								
YEAR	GP	G	A	TP	YEAR	GP	G	A	TP	YEAR	GP	G	A	TP	YEAR	GP	G	A	TP	YEAR	GP	G	A	TP	YEAR	GP	G	A	TP	YEAR	GP	G	A	TP	YEAR	GP	G	A	TP																															
1998-99	62	11	14	25	50	1999-00	12	2	3	5	8	1993-94	66	10	19	29	108	1999-00	12	2	3	5	8	1993-94	66	10	19	29	108	1999-00	12	2	3	5	8	1993-94	66	10	19	29	108	1999-00	12	2	3	5																								
Signed as a free agent on July 29, 1998; Traded to Dallas, with a 2001 sixth-round draft pick, for D Sergey Gusev on March 21, 1999																																																																						
BRIAN HOLZINGER					CENTER					#17,9 MIKE JOHNSON					RIGHT WING					#10,41																																																		
YEAR	GP	G	A	TP	YEAR	GP	G	A	TP	YEAR	GP	G	A	TP	YEAR	GP	G	A	TP	YEAR	GP	G	A	TP	YEAR	GP	G	A	TP	YEAR	GP	G	A	TP	YEAR	GP	G	A	TP																															
1999-00	14	3	3	6	21	2000-01	70	11	25	36	64	2001-02	23	1	2	3	4	1999-00	28	10	12	22	4	2000-01	64	11	27	38	38	2000-01	64	11	27	38	38	2000-01	64	11	27	38	38	2000-01	64	11	27	38																								
Acquired from Buffalo, with C Wayne Primeau, D Cory Sarich, and a 2000 third-round draft pick (LW Alexander Kharitonov), for C Chris Gratton and a 2001 second-round draft pick on March 10, 2000; Traded to Pittsburgh for D Marc Bergevin on March 11, 2003																																																																						
BILL HOULDER					DEFENSE					#2 RYAN JOHNSON					CENTER					#17																																																		
YEAR	GP	G	A	TP	YEAR	GP	G	A	TP	YEAR	GP	G	A	TP	YEAR	GP	G	A	TP	YEAR	GP	G	A	TP	YEAR	GP	G	A	TP	YEAR	GP	G	A	TP	YEAR	GP	G	A	TP																															
1995-96	61	5	23	28	22	1995-96	6	0	1	1	4	1999-00	14	0	2	2	2	2000-01	80	7	14	21	44	2000-01	80	7	14	21	44	2000-01	80	7	14	21	44	2000-01	80	7	14	21	44	2000-01	80	7	14	21																								
Signed as a free agent on July 26, 1995; Became a free agent on July 1, 1997; Acquired from San Jose, with D Andrei Zyuzin, LW Shawn Burr, and C Steve Guolla, for RW Niklas Sundstrom and a 2000 third-round draft pick (traded to Chicago) on August 4, 1999; Claimed off waivers by Nashville on November 10, 1999																																																																						
JODY HULL					RIGHT WING					#21 TYLER JOHNSON					CENTER					#63,9																																																		
YEAR	GP	G	A	TP	YEAR	GP	G	A	TP	YEAR	GP	G	A	TP	YEAR	GP	G	A	TP	YEAR	GP	G	A	TP	YEAR	GP	G	A	TP	YEAR	GP	G	A	TP	YEAR	GP	G	A	TP																															
1997-98	28	2	4	6	4	2012-13	14	3	3	6	4	2013-14	82	24	26	50	26	2013-14	82	24	26	50	26	2013-14	82	24	26	50	26	2013-14	82	24	26	50	26	2013-14	82	24	26	50																														
Acquired from Florida, with G Mark Fitzpatrick, for RW Dino Ciccarelli and D Jeff Norton on January 15, 1998; Became a free agent on July 1, 1998																																																																						
JAMIE HUSCROFT					DEFENSE					#8 JAMIE HUSCROFT					DEFENSE					#8																																																		
YEAR	GP	G	A	TP	YEAR	GP	G	A	TP	YEAR	GP	G	A	TP	YEAR	GP	G	A	TP	YEAR	GP	G	A	TP	YEAR	GP	G	A	TP	YEAR	GP	G	A	TP	YEAR	GP	G	A	TP																															
1996-97	13	0	1	1	34	1997-98	44	0	3	3	122	2014-15	26	13	10	23	24	2015-16	17	7	10	17	12	2017-18	17	3	5	8	42	2017-18	17	3	5	8	42	2017-18	17	3	5	8	42	2017-18	17	3	5	8																								
Acquired from Calgary for G Tyler Moss on March 18, 1997; Traded to Vancouver for D Enrico Ciccone on March 14, 1998																																																																						
ANDREW HUTCHINSON					DEFENSE					#6 JESSI JOKINEN					LEFT WING					#10,36																																																		
YEAR	GP	G	A	TP	YEAR	GP	G	A	TP	YEAR	GP	G	A	TP	YEAR	GP	G	A	TP	YEAR	GP	G	A	TP	YEAR	GP	G	A	TP	YEAR	GP	G	A	TP	YEAR	GP	G	A	TP																															
2008-09	2	0	0	0	0	2007-08	20	2	12	14	4	2008-09	46	6	10	16	16	2007-08	20	2	12	14	4	2008-09	46	6	10	16	16	2007-08	20	2	12	14	4	2008-09	46	6	10	16	16	2007-08	20	2	12	14																								
Signed as a free agent on July 9, 2008; Traded to Dallas for RW Lauri Tukonen on November 30, 2008																																																																						
SCOTT JACKSON					DEFENSE					#58 JESSI JOKINEN					LEFT WING					#10,36																																																		
YEAR	GP	G	A	TP	YEAR	GP	G	A	TP	YEAR	GP	G	A	TP	YEAR	GP	G	A	TP	YEAR	GP	G	A	TP	YEAR	GP	G	A	TP	YEAR	GP	G	A	TP	YEAR	GP	G	A	TP																															
2009-10	1	0	0	0	0	2007-08	20	2	12	14	4	2008-09	46	6	10	16	16	2007-08	20	2	12	14	4	2008-09	46	6	10	16	16	2007-08	20	2	12	14	4	2008-09	46	6	10	16	16	2007-08	20	2	12	14																								
Signed as a free agent on July 3, 2008; Became a free agent on July 1, 2012																																																																						
DAN JANCEVSKI					DEFENSE					#2 BLAIR JONES					CENTER					#49																																																		
YEAR	GP	G	A	TP	YEAR	GP	G	A	TP	YEAR	GP	G	A	TP	YEAR	GP	G	A	TP	YEAR	GP	G	A	TP	YEAR	GP	G	A	TP	YEAR	GP	G	A	TP	YEAR	GP	G	A	TP																															
2007-08	2	0	0	0	2	2006-07	20	1	2	3	3	2009-10	14	0	0	0	0	2010-11	18	1	2	3	2	2011-12	22	2	2	4	10	2012-13	38	7	12	19	14	2013-14	82	17	24	41	63	2014-15	71	15	23	38	36	2015-16	81	14	26	40	44	2016-17	81	19	17	36	66	2017-18	82	15	32	47	45	2018-19	85	15	34	47
Signed as a free agent on July 6, 2007; Traded to Dallas for RW Junior Lessard on January 15, 2008																																																																						
DOUG JANIK					DEFENSE					#3 RANDY JONES					DEFENSE					#8																																																		
YEAR	GP	G	A	TP	YEAR	GP	G	A	TP	YEAR	GP	G	A	TP	YEAR	GP	G	A	TP	YEAR	GP	G	A	TP	YEAR	GP	G	A	TP	YEAR	GP	G	A	TP	YEAR	GP	G	A	TP																															
2006-07	75	2	9	11	53	2007-08	61	1	3	4	45	2008-09	46	6	10	16	16	2009-10	14	0	0	0	0	2010-11	18	1	2	3	2	2011-12	22	2	2	4	10	2012-13	38	7	12	19	14	2013-14	82	17	24	41	63	2014-15	71	15	23	38	36	2015-16	81	14	26	40	44	2016-17	81	19	17	36	66	2017-18	82	15	32	47
Signed as a free agent on July 6, 2006; Became a free agent on July 1, 2008																																																																						
CRAIG JANNEY					CENTER					#21 RANDY JONES					DEFENSE					#8																																																		
YEAR	GP	G	A	TP	YEAR	GP	G	A	TP	YEAR	GP	G	A	TP	YEAR	GP	G	A	TP	YEAR	GP	G	A	TP	YEAR	GP	G	A	TP	YEAR	GP	G	A	TP	YEAR	GP	G	A	TP																															
1998-99	38	4	18	22	10	2010-11	61	1	12	13	15	2011-12	22	2	2	4	10	2012-13	38	7	12	19	14	2013-14	82	17	24	41	63	2014-15	71	15	23	38	36	2015-16	81	14	26	40	44	2016-17	81	19	17	36	66	2017-18	82	15	32	47																		
Acquired from Phoenix for LW Louie DeBrusk and a 1998 fifth-round draft pick on June 11, 1998; Traded to NY Islanders for a 1999 sixth-round draft pick (LW Fedor Fedorov) on January 18, 1999																																																																						

GEOFF KINRADE					DEFENSE					#71 PAVEL KUBINA					DEFENSE					#3,13 DAYMOND LANGKOW					CENTER					#18																												
YEAR	GP	G	A	TP	YEAR	GP	G	A	TP	YEAR	GP	G	A	TP	YEAR	GP	G	A	TP	YEAR	GP	G	A	TP	YEAR	GP	G	A	TP	YEAR	GP	G	A	TP	YEAR	GP	G	A	TP																			
2008-09	1	0	0	0	0	1997-98	10	1	2	3	22	1995-96	4	0	1	1	0	1998-99	68	9	12	21	80	1996-97	79	15	13	28	35	1997-98	68	8	14	22	62	1998-99	22	4	6	10	15	1998-99	22	4	6	10	15	1998-99	22	4	6	10	15	1998-99	22	4	6	10
Signed to an amateur tryout contract on April 9, 2009; Became a free agent on July 1, 2009																																																										
PETR KLIMA					RIGHT WING					#85					DEFENSE					#78 MARIO LAROUCQUE					DEFENSE					#71																												
YEAR	GP	G	A	TP	YEAR	GP	G	A	TP	YEAR	GP	G	A	TP	YEAR	GP	G	A	TP	YEAR	GP	G	A	TP	YEAR	GP	G	A	TP	YEAR	GP	G	A	TP	YEAR	GP	G	A	TP																			
2002-03	82	11	23	34	106	2001-02	75	3	19	22	78	2002-03	11	0	0	0	12	2003-04	22	0	4	4	50	2003-04	22	0	4	4	50	2003-04	22	0	4	4	50	2003-04	22	0	4	4	50	2003-04	22	0	4	4												
Acquired from Edmonton for a 1994 third-round draft pick on June 16, 1993; Traded to Los Angeles for a 1997 fifth-round draft pick (C Jan Sulak) on August 22, 1996																																																										
DAVID KOCHI					LEFT WING					#33					DEFENSE					#55																																						
YEAR	GP	G	A	TP	YEAR	GP	G	A	TP	YEAR	GP	G	A	TP	YEAR	GP	G	A	TP	YEAR	GP	G	A	TP	YEAR	GP	G	A	TP	YEAR	GP	G	A	TP	YEAR	GP	G	A	TP																			
2008-09	33	1	1	2	132	2008-09	12	0	7	7	10	2009-10	5	0	0	0	21	2008-09	12	0	7	7	10	2009-10	5	0	0	0	21	2008-09	12	0	7	7	10	2009-10	5	0	0	0	21	2008-09	12	0	7	7												
Signed as a free agent on July 3, 2008; Claimed off waivers by St. Louis on October 21, 2008; Claimed off waivers from St. Louis on November 20, 2008; Became a free agent on July 1, 2009																																																										
SLATER KOEKKOEK					DEFENSE					#29 NIKITA KUCHEROV					RIGHT WING					#56,86																																						
YEAR	GP	G	A	TP	YEAR	GP	G	A	TP	YEAR	GP	G	A	TP	YEAR	GP	G	A	TP	YEAR	GP	G	A	TP	YEAR	GP	G	A	TP	YEAR	GP	G	A	TP	YEAR	GP	G	A	TP																			
2014-15	3	0	0	0	2	2014-15	52	9	9	18	14	2015-16	9	0	1	1	2	2015-16	82	29	36	65	37	2015-16	82	29	36	65	37	2015-16	82	29	36	65	37	2015-16	82	29	36	65																		
Selected in the first round, 10th overall, at the 2012 NHL Entry Draft																																																										
ZENON KONOPKA					CENTER					#28					DEFENSE					#38																																						
YEAR	GP	G	A	TP	YEAR	GP	G	A	TP	YEAR	GP	G	A	TP	YEAR	GP	G	A	TP	YEAR	GP	G	A	TP	YEAR	GP	G	A	TP	YEAR	GP	G	A	TP	YEAR	GP	G	A	TP																			
2008-09	7	0	1	1	29	2008-09	7	0	1	1	29	2009-10	74	2	3	5	265	2008-09	7	0	1	1	29	2009-10	74	2	3	5	265	2008-09	7	0	1	1	29	2009-10	74	2	3	5	265	2008-09	7	0	1	1												
Signed as a free agent on July 10, 2008; Became a free agent on July 1, 2010																																																										
CHRIS KONTOS					LEFT WING					#16					DEFENSE					#57,11																																						
YEAR	GP	G	A	TP	YEAR	GP	G	A	TP	YEAR	GP	G	A	TP	YEAR	GP	G	A	TP	YEAR	GP	G	A	TP	YEAR	GP	G	A	TP	YEAR	GP	G	A	TP	YEAR	GP	G	A	TP																			
1992-93	66	27	24	51	12	2000-01	22	2	2	4	36	2000-01	22	2	2	4	36	1992-93	66	27	24	51	12	2000-01	22	2	2	4	36	2000-01	22	2	2	4	36	1992-93																						

RICHARD PANIK				RIGHT WING				#71 MATT PETTINGER				LEFT WING				#24 NOLAN PRATT				DEFENSE				#44																	
YEAR	GP	G	A	TP	PIM	YEAR	GP	G	A	TP	PIM	YEAR	GP	G	A	TP	PIM	YEAR	GP	G	A	TP	PIM	YEAR	GP	G	A	TP	PIM	YEAR	GP	G	A	TP	PIM						
2012-13	25	5	4	9	4	2008-09	59	8	7	15	24	2001-02	46	0	3	3	51	2002-03	67	1	7	8	35	2003-04	58	1	3	4	42	2005-06	82	0	9	9	60	2006-07	81	1	7	8	44
2013-14	50	3	10	13	21	Claimed off waivers from Vancouver on October 21, 2008; Became a free agent on July 1, 2009				2002-03	67	1	7	8	35	2003-04	58	1	3	4	42	2005-06	82	0	9	9	60	2006-07	81	1	7	8	44								
TOTALS	75	8	14	22	25					TOTALS	334	3	29	32	232					TOTALS	35	0	1	20	20																

Selected in the second round, 52nd overall, at the 2009 NHL Entry Draft; Claimed off waivers from Toronto on October 9, 2014

CEDRIC PAQUETTE				CENTER				#54, 13				ADRIEN PLAVSIC				DEFENSE				#6																					
YEAR	GP	G	A	TP	PIM	YEAR	GP	G	A	TP	PIM	YEAR	GP	G	A	TP	PIM	YEAR	GP	G	A	TP	PIM	YEAR	GP	G	A	TP	PIM												
2013-14	2	0	1	1	0	2014-15	64	12	7	19	51	2015-16	56	6	5	11	51	2016-17	58	4	6	10	80	2017-18	56	5	4	9	41	2019-20	15	2	1	3	4	2020-21	15	2	1	3	4
2014-15	64	12	7	19	51	2015-16	56	6	5	11	51	2016-17	58	4	6	10	80	2017-18	56	5	4	9	41	2019-20	15	2	1	3	4	2020-21	15	2	1	3	4						
TOTALS	236	27	23	50	223					TOTALS	22	3	3	6	10					TOTALS	64	4	16	20	102																

Acquired from Philadelphia, with a 2009 second-round draft pick (RW Richard Panik), for C Vaclav Prospal on February 25, 2008; Traded to Ottawa, with D Filip Kuba and a 2009 first-round draft pick, for D Andrej Meszaros on August 29, 2008

MARK PARRISH				RIGHT WING				#16, 37				RUDY POESCHKE				DEFENSE				#20															
YEAR	GP	G	A	TP	PIM	YEAR	GP	G	A	TP	PIM	YEAR	GP	G	A	TP	PIM	YEAR	GP	G	A	TP	PIM	YEAR	GP	G	A	TP	PIM						
2009-10	16	0	2	2	4	2010-11	16	0	2	2	4	2011-12	16	0	2	2	4	2012-13	16	0	2	2	4	2013-14	16	0	2	2	4	2014-15	16	0	2	2	4
2010-11	16	0	2	2	4	2011-12	16	0	2	2	4	2012-13	16	0	2	2	4	2013-14	16	0	2	2	4	2014-15	16	0	2	2	4	2015-16	16	0	2	2	4
TOTALS	62	4	4	8	105					TOTALS	213	5	16	21	88					TOTALS	118	20	0	1	20										

Selected in the fourth round, 101st overall, at the 2012 NHL Entry Draft

MATTHEW PECA				CENTER				#63				BRYADEN POINT				CENTER				#21									
YEAR	GP	G	A	TP	PIM	YEAR	GP	G	A	TP	PIM	YEAR	GP	G	A	TP	PIM	YEAR	GP	G	A	TP	PIM	YEAR	GP	G	A	TP	PIM
2016-17	10	1	1	2	2	2017-18	10	2	3	5	0	2018-19	10	2	3	5	0	2019-20	10	2	3	5	0	2020-21	10	2	3	5	0
2017-18	10	1	1	2	2	2018-19	10	2	3	5	0	2019-20	10	2	3	5	0	2020-21	10	2	3	5	0	2021-22	10	2	3	5	0
TOTALS	20	3	4	7	2					TOTALS	150	50	56	106	38					TOTALS	22	5	8	13	12				

Selected in the seventh round, 201st overall, at the 2011 NHL Entry Draft; Became a free agent on July 1, 2018

ERIC PERRIN				CENTER				#9				MAREK POSMYK				DEFENSE				#18									
YEAR	GP	G	A	TP	PIM	YEAR	GP	G	A	TP	PIM	YEAR	GP	G	A	TP	PIM	YEAR	GP	G	A	TP	PIM	YEAR	GP	G	A	TP	PIM
2003-04	4	0	0	0	0	2006-07	82	13	23	36	30	2007-08	82	13	23	36	30	2008-09	82	13	23	36	30	2009-10	82	13	23	36	30
2006-07	82	13	23	36	30	2007-08	82	13	23	36	30	2008-09	82	13	23	36	30	2009-10	82	13	23	36	30	2010-11	82	13	23	36	30
TOTALS	86	13	23	36	30					TOTALS	18	1	2	3	8					TOTALS	115	3	22	25	196				

Selected in the third round, 79th overall, at the 2014 NHL Entry Draft

BRENT PETERSON				LEFT WING				#17, 27, 47				PATRICK POULIN				LEFT WING				#28									
YEAR	GP	G	A	TP	PIM	YEAR	GP	G	A	TP	PIM	YEAR	GP	G	A	TP	PIM	YEAR	GP	G	A	TP	PIM	YEAR	GP	G	A	TP	PIM
1996-97	17	2	0	2	4	1997-98	19	5	0	5	2	1998-99	20	2	1	3	0	2012-13	48	11	25	26	12	2013-14	81	12	30	42	14
1997-98	19	5	0	5	2	1998-99	20	2	1	3	0	2012-13	48	11	25	26	12	2013-14	81	12	30	42	14	2014-15	81	12	30	42	14
1998-99	20	2	1	3	0	2012-13	48	11	25	26	12	2013-14	81	12	30	42	14	2014-15	81	12	30	42	14	2015-16	81	12	30	42	14
TOTALS	56	9	1	10	6					TOTALS	125	14	22	36	75					TOTALS	22	7	11	18	2				

Selected in the first round, third overall, at the 1993 NHL Supplemental Draft; Traded to Pittsburgh for cash considerations on March 18, 1999

RICHARD PETIOT				DEFENSE				#50				TOM PYATT				CENTER				#11									
YEAR	GP	G	A	TP	PIM	YEAR	GP	G	A	TP	PIM	YEAR	GP	G	A	TP	PIM	YEAR	GP	G	A	TP	PIM	YEAR	GP	G	A	TP	PIM
2008-09	11	0	3	3	21	2009-10	19	3	6	9	6	2010-11	81	17	34	51	10	2011-12	81	17	34	51	10	2012-13	47	8	16	12	4
2009-10	11	0	3	3	21	2010-11	81	17	34	51	10	2011-12	81	17	34	51	10	2012-13	47	8	16	12	4	2013-14	23	3	4	7	4
TOTALS	56	9	1	10	6					TOTALS	144	23	19	42	24					TOTALS	14	4	11	17	2				

Acquired from Toronto for G Olaf Kolzig, D Jamie Heward, D Andy Rogers, and a 2009 fourth-round draft pick on March 4, 2009; Became a free agent on July 1, 2009; Signed as a free agent on July 2, 2011; Became a free agent on July 1, 2012

MICHEL PETIT				DEFENSE				#95				BENOIT POULIOT				LEFT WING				#67									
YEAR	GP	G	A	TP	PIM	YEAR	GP	G	A	TP	PIM	YEAR	GP	G	A	TP	PIM	YEAR	GP	G	A	TP	PIM	YEAR	GP	G	A	TP	PIM
1995-96	45	4	7	11	108	2012-13	34	8	12	20	15	2013-14	34	8	12	20	15	2014-15	34	8	12	20	15	2015-16	34	8	12	20	15
1996-97	45	4	7	11	108	2013-14	34	8	12	20	15	2014-15	34	8	12	20	15	2015-16	34	8	12	20	15	2016-17	34	8	12	20	15
TOTALS	6	0	0	0	20					TOTALS	144	23	19	42	24					TOTALS	14	4	11	17	2				

Acquired from Los Angeles for D Steven Finn on November 13, 1995; Became a free agent on July 1, 1996

ROBERT PETROVICKY				CENTER				#14				KEVIN QUICK				DEFENSE				#51									
YEAR	GP	G	A	TP	PIM	YEAR	GP	G	A	TP	PIM	YEAR	GP	G	A	TP	PIM	YEAR	GP	G	A	TP	PIM	YEAR	GP	G	A	TP	PIM
1998-99	28	3	4	7	6	1999-00	43	7	10	17	14	2000-01	43	7	10	17	14	2001-02	43	7	10	17	14	2002-03	43	7	10	17	14
1999-00	43	7	10	17	14	2000-01	43	7	10	17	14	2001-02	43	7	10	17	14	2002-03	43	7	10	17	14	2003-04	43	7	10	17	14
TOTALS	71	10	14	24	20					TOTALS	6	0	0	0	6					TOTALS	6	0	0	0	6				

Selected in the third round, 71st overall, at the 2012 NHL Entry Draft; Signed with Geneve-Servette HC of the Swiss National League on April 28, 2017

YVES RACINE				DEFENSE				#33 BRAD RICHARDS				CENTER				#19 ANDRE ROY				RIGHT WING				#36								
YEAR	GP	G	A	TP	PIM	YEAR	GP	G	A	TP	PIM	YEAR	GP	G	A	TP	PIM	YEAR	GP	G	A	TP	PIM	YEAR	GP	G	A	TP	PIM			
1997-98	60	0	8	8	41	2000-01	82	21	41	62	14	2001-02	82	20	42	62	13	2002-03	62	9	10	1	2	63	2003-04	62	9	10	1	2	63	
2000-01	82	21	41	62	14	2001-02	82	20	42	62	13	2002-03	62	9	10	1	2	63	2003-04	62	9	10	1	2	63	2004-05	62	9	10	1	2	63
TOTALS	35	0	1	20	20					TOTALS	552	150	339	489	133					TOTALS	218	17	14	31	484							

Signed as a free agent on July 16, 1997; Became a free agent on July 1, 1998

HERB RAGLAN				RIGHT WING				#8				ROB RAMAGE				DEFENSE				#5									
YEAR	GP	G	A	TP	PIM	YEAR	GP	G	A	TP	PIM	YEAR	GP	G	A	TP	PIM	YEAR	GP	G	A	TP	PIM	YEAR	GP	G	A	TP	PIM
1992-93	2	0	0	0	2	2007-08	62	18	33	51	15	2008-09	62	18	33	51	15	2009-10	62	18	33	51	15	2010-11	62	18	33	51	15
2007-08	62	18	33	51	15	2008-09	62	18	33	51	15	2009-10	62	18	33	51	15	2010-11	62	18	33	51	15	2011-12	62	18	33	51	

SAMI SALO				DEFENSE				#6 MIKHAIL SERGACHEV	DEFENSE				#98 RADEK SMOLENAK	LEFT WING				#52
YEAR	GP	G	A	TP	PIM	YEAR	GP	G	A	TP	PIM	YEAR	GP	G	A	TP	PIM	
2012-13	46	2	15	17	16	2017-18	79	9	31	40	38	2008-09	6	0	1	1	10	
2013-14	71	4	13	17	18	PLAYOFFS	GP	G	A	TP	PIM	Selected in the third round, 73rd overall, at the 2005 NHL Entry Draft; Claimed off waivers by Chicago on September 27, 2009; Claimed off waivers from Chicago on October 9, 2009; Became a free agent on July 1, 2010						
TOTALS	117	6	28	34	34	2017-18	17	2	3	5	12	Acquired from Montreal, with a conditional 2018 second-round draft pick, for C Jonathan Drouin and a conditional 2018 sixth-round draft pick						

Signed as a free agent, July 1, 2012; Became a free agent on July 1, 2014

KJELL SAMUELSSON				DEFENSE				#28 RYAN SHANNON	RIGHT WING				#22				
YEAR	GP	G	A	TP	PIM	YEAR	GP	G	A	TP	PIM	YEAR	GP	G	A	TP	PIM
1998-99	46	1	4	5	38	2011-12	45	4	8	12	10	1997-98	8	1	0	1	10
Signed as a free agent on October 13, 1998; Retired on April 18, 1999																	

Signed as a free agent on July 24, 1995; Became a free agent on July 1, 2000

CORY SARICH				DEFENSE				#21 DAVID SHAW	DEFENSE				#27									
YEAR	GP	G	A	TP	PIM	YEAR	GP	G	A	TP	PIM	YEAR	GP	G	A	TP	PIM					
1999-00	17	0	2	2	42	1995-96	66	1	11	12	64	2008-09	79	23	46	39						
2000-01	73	1	8	9	106	1996-97	57	1	10	11	72	YEAR	GP	G	A	TP	PIM					
2001-02	72	0	11	11	105	1997-98	14	0	2	2	12	2009-10	82	51	44	95	38					
2002-03	82	5	9	14	63	TOTALS	137	2	23	25	148	2010-11	82	45	46	91	74					
2003-04	82	3	16	19	89	PLAYOFFS	GP	G	A	TP	PIM	2011-12	82	60	37	66						
2005-06	82	1	14	15	79	1995-96	6	0	1	1	4	2012-13	48	29	28	57	32					
2006-07	82	0	15	15	70	Acquired from Boston for a 1996 third-round draft pick on August 17, 1995; Traded to San Jose, with D Bryan Marchment and a 1998 first-round draft pick, for LW Andrei Nazarov and a 1998 first-round draft pick (C Vincent Lecavalier) on March 24, 1998																
TOTALS	490	10	75	85	554	YEAR	GP	G	A	TP	PIM	2013-14	37	25	15	40	18					

Acquired from Buffalo, with C Brian Holzinger, C Wayne Primeau, and a 2000 third-round draft pick (LW Alexander Kharitonov), for C Chris Gratton and a 2001 second-round draft pick on March 10, 2000; Became a free agent on July 1, 2007

DENIS SAVARD				CENTER				#9, 18	MIKE SILLINGER				CENTER				#18, 26					
YEAR	GP	G	A	TP	PIM	YEAR	GP	G	A	TP	PIM	YEAR	GP	G	A	TP	PIM					
1993-94	74	18	28	46	106	1998-99	79	8	5	13	36	1999-00	5	0	0	0	2					
1994-95	31	6	11	17	10	1999-00	67	19	25	44	86	2013-14	4	2	2	4	6					
TOTALS	105	24	39	63	116	Signed as a free agent on July 5, 1999; Traded to Ottawa for future considerations on March 8, 2000																

Signed as a free agent on July 29, 1993; Traded to Chicago for a 1996 sixth-round draft pick (C Xavier Delisle) on April 6, 1995

BRANDON SEGAL				RIGHT WING				#53	MARTIN SIMARD				RIGHT WING				#13					
YEAR	GP	G	A	TP	PIM	YEAR	GP	G	A	TP	PIM	YEAR	GP	G	A	TP	PIM					
2008-09	2	0	0	0	0	1992-93	7	0	0	0	11	2006-07	7	0	0	0	2					
2011-12	10	0	0	0	4	1992-93	7	0	0	0	11	2007-08	9	0	0	0	2					
TOTALS	12	0	0	0	4	Acquired from Quebec to complete June 19, 1992 trade which sent RW Tim Hunter to Quebec for future considerations on September 14, 1992; Traded to Quebec, with RW Steve Tuttle and C Michel Mongeau, for RW Matt Fornataro on February 21, 2012; Became a free agent on July 1, 2012																

ALEX SELIVANOV				RIGHT WING				#29, 61	REID SIMPSON				LEFT WING				#24					
YEAR	GP	G	A	TP	PIM	YEAR	GP	G	A	TP	PIM	YEAR	GP	G	A	TP	PIM					
1994-95	43	10	6	16	14	1999-00	26	1	0	1	103	2003-04	81	25	55	80	36					
1995-96	79	31	21	52	93	2003-04	21	2	5	7	15	PLAYOFFS	GP	G	A	TP	PIM					
1996-97	69	15	18	33	61	Acquired from Chicago, with D Bryan Muir, for C Michael Nylander on November 12, 1999; Became a free agent on July 1, 2000																
1997-98	70	16	19	35	85	YEAR	GP	G	A	TP	PIM	2014-15	26	1	0	1	2					
1998-99	43	6	13	19	18	1998-99	19	1	2	10	10	2015-16	6	1	0	1	2					
1995-96	6	2	2	4	6	1999-00	4	0	0	0	6	2017-18	73	5	17	22	20					
TOTALS	304	78	77	155	271	TOTALS	23	1	2	16	16	2018-19	80	4	14	18	18					

Acquired from Philadelphia for a 1995 fourth-round draft pick on September 6, 1994; Traded to Edmonton for C Alexandre Daigle on January 29, 1999

ALEXANDER SEMAK				CENTER				#27	MATT SMABY				DEFENSE				#32
YEAR	GP	G	A	TP	PIM	YEAR	GP	G	A	TP	PIM	YEAR	GP	G	A	TP	PIM
1994-95	22	5	5	10	12	2007-08	14	0	0	0	0	2008-09	43	0	4	4	50
Acquired from New Jersey, with RW Ben Hankinson, for D Shawn Chambers and RW Danton Cole on March 14, 1995; Traded to NY Islanders for a 1997 fifth-round draft pick (D Karel Betik) on September 14, 1995																	

Selected in the second round, 41st overall, at the 2003 NHL Entry Draft; Became a free agent on July 1, 2011

ANATOLI SEMENOV				CENTER				#9	TREVOR SMITH				CENTER				#24
YEAR	GP	G	A	TP	PIM	YEAR	GP	G	A	TP	PIM	YEAR	GP	G	A	TP	PIM
1992-93	13	2	3	5	4	2011-12	16	2	3	5	4	2011-12	16	2	3	5	4
Selected from Edmonton in the 1992 NHL Expansion Draft; Traded to Vancouver for LW Dave Capuano and a 1994 fourth-round draft pick (traded to New Jersey) on November 3, 1992																	

Signed as a free agent on July 5, 2011; Became a free agent on July 1, 2012

ANDREJ SUSTR				DEFENSE				#62 ALEX TANGUAY	LEFT WING				#13 DARCY TUCKER	RIGHT WING				#16				
YEAR	GP	G	A	TP	PIM	YEAR	GP	G	A	TP	PIM	YEAR	GP	G	A	TP	PIM					
2012-13	2	0	0	0	0	2009-10	80	10	27	37	32	1997-98	35	6	8	14	89					
2013-14	43	1	7	8	16	Signed as a free agent on September 1, 2009; Became a free agent on July 1, 2010																
2014-15	72	0	13	13	30	TOTALS	167	41	50	34	108	YEAR	GP	G	A	TP	PIM					
2015-16	77	4	17	21	30	2012-13	2	0	0	0	0	2013-14	7	0	0	0	0					
2016-17	80	3	11	14	43	YEAR	GP	G	A	TP	PIM	2013-14	7	0	0	0	0					
2017-18	44	2	5	7	141	2015-16	3	0	0	0	0	2016-17	9	0	0	0	0					
TOTALS	318	10	53	63	141	2017-18	2	0	0	0	0	PLAYOFFS	GP	G	A	TP	PIM					

Signed as a free agent on March 21, 2013; Became a free agent on July 1, 2018

RICH SUTTER				RIGHT WING				#23	NICK TARNASKY				CENTER				#74
YEAR	GP	G	A	TP	PIM	YEAR	GP	G	A	TP	PIM	YEAR	GP	G	A	TP	PIM
1994-95	4	0	0	0	0	2005-06	12	0	1	1	1	2006-07	77	5	4	9	80
Acquired from Chicago, with LW Paul Ysebaert, for RW Jim Cummins, D Tom Tilley, and D Jeff Buchanan on February 22, 1995; Traded to Toronto for cash considerations on March 13, 1995																	
2006-07	77	5	4	9	80	2007-08	80	6	4	10	78	TOTALS	169	11	9	20	162
2008-09	79	23	46	39	72	2009-10	6	0	0	0	0	2010-11	78	6	9	15	12
2009-10	82	51	44	95	38	2011-12	26	0	5	5	6	2012-13	21	1	3	4	4
2010-11	82	45	46	91	74	2013-14	7	0	0	0	0	TOTALS	132	7	17	24	26
2011-12	82	60	37	66	66	2014-15	82	4	8	12	58	PLAYOFFS	GP	G	A	TP	PIM
2012-13	48	29	28	57	32	2015-16	72	7	15	22	38	2010-11	7	0	0	0	2
2013-14	37	25	15	40	18	2016-17	17	9	11	20	14	2011-12	26	0	5	5	6
2014-15	82	43	29	72	49	2017-18	78	27	59	86	72	2012-13	21	1	3	4	4
2015-16	77	36	28	64	38	TOTALS	664	348	320	668	440	2013-14	7	0	0	0	0
2016-17	17	9	11	20	14	PLAYOFFS	GP	G	A	TP	PIM	2014-15	26	7	11	18	20
2017-18	78	27	59	86	72	2010-11	18	6	7	13	6	2015-16	1	0	0	0	0
TOTALS	46	2	3	5	36	2013-14	4	2	2	4	6	2016-17	1	0	0	0	0

Signed as a free agent on March 21, 2013; Became a free agent on July 1, 2018

JAROSLAV SVEJKOVSKY				RIGHT WING				#15	TIM TAYLOR				CENTER				#27
YEAR	GP	G	A	TP	PIM	YEAR	GP	G	A	TP	PIM	YEAR	GP	G	A	TP	PIM
1999-00	29	5	5	10	28	2001-02	48	4	4	8	25	2001-02	48	4	4	8	25
Acquired from Washington for a 2000 seventh-round draft pick and a 2001 third-round draft pick on January 17, 2000; Contract bought out on June 28, 2001																	
2002-03	63	4	4	8	58	2002-03	82	4	8	12	38	2002-03	82	4	8	12	38
2003-04	11	0	3	3	4	2003-04	82	7	15	22	25	2003-04	82	7	15	22	25
TOTALS	74	4	7	11	62	2005-06	82	7	6	13	22	2005-06	82	7	6	13	22

Selected in the first round, third overall, at the 2001 NHL Entry Draft; Traded to Columbus, with a 2004 third-round draft pick, for D Darryl Sydor and 2004 fourth-round draft pick (D Mike Lundin) on January 27, 2004

VLADIMIR VUJTEK				LEFT WING				#79 DAVID WILKIE				DEFENSE				#6, 49 ROB ZAMUNER				LEFT WING				#7																																																																																																											
YEAR	GP	G	A	TP	PIM	YEAR	GP	G	A	TP	PIM	YEAR	GP	G	A	TP	PIM	YEAR	GP	G	A	TP	PIM	YEAR	GP	G	A	TP	PIM	YEAR	GP	G	A	TP	PIM																																																																																																
1997-98	30	2	4	6	16	1997-98	29	1	5	6	17	1992-93	84	15	28	43	74	1997-98	29	1	5	6	17	1992-93	84	15	28	43	74	1993-94	59	6	6	12	42	1997-98	29	1	5	6	17	1993-94	59	6	6	12	42	1994-95	43	9	6	15	24	1998-99	46	1	7	8	69	1994-95	43	9	6	15	24	1998-99	46	1	7	8	69	1995-96	72	15	20	35	62	TOTALS	75	2	12	14	86	1995-96	72	15	20	35	62	TOTALS	75	2	12	14	86	1996-97	82	17	33	50	56	1996-97	82	17	33	50	56	1997-98	77	14	12	26	41	1997-98	77	14	12	26	41	1998-99	58	8	11	19	24	1998-99	58	8	11	19	24

Acquired from Edmonton, with a 1998 third-round draft pick (LW Dimitri Afanasev), for LW Brant Myhrnes and a 1998 third-round draft pick on July 16, 1997; Became a free agent on July 1, 1998

MICK VUKOTA				RIGHT WING				#21			
YEAR	GP	G	A	TP	PIM	YEAR	GP	G	A	TP	PIM
1997-98	42	1	0	1	116	1997-98	42	1	0	1	116

Claimed from NY Islanders in the 1997 NHL Waiver Draft; Traded to Montreal, with LW Patrick Poulin and D Igor Ulanov, for RW Stephane J.J. Richer, RW Darcy Tucker, and RW David Wilkie on January 15, 1998

MATT WALKER				DEFENSE				#8			
YEAR	GP	G	A	TP	PIM	YEAR	GP	G	A	TP	PIM
2009-10	66	2	3	5	90	2009-10	66	2	3	5	90

Signed as a free agent on July 1, 2009; Traded to Philadelphia, with a 2011 fourth-round draft pick, for LW Simon Gagne on July 19, 2010

TIM WALLACE				RIGHT WING				#20			
YEAR	GP	G	A	TP	PIM	YEAR	GP	G	A	TP	PIM
2011-12	18	3	5	8	10	2011-12	18	3	5	8	10

Claimed off waivers from NY Islanders on February 23, 2012; Became a free agent on July 1, 2012

KYLE WANVIG				RIGHT WING				#56, 46			
YEAR	GP	G	A	TP	PIM	YEAR	GP	G	A	TP	PIM
2006-07	4	0	0	0	0	2006-07	4	0	0	0	0

Acquired from Atlanta, with RW Stephen Baby, for D Andy Delmore and C Andre Deveaux on January 31, 2007; Became a free agent on July 1, 2008

JASON WARD				RIGHT WING				#16			
YEAR	GP	G	A	TP	PIM	YEAR	GP	G	A	TP	PIM
2006-07	17	4	4	8	10	2006-07	17	4	4	8	10

Acquired from Los Angeles for a 2007 fifth-round draft pick on February 27, 2007; Became a free agent on July 1, 2009

TODD WARRINER				LEFT WING				#8			
YEAR	GP	G	A	TP	PIM	YEAR	GP	G	A	TP	PIM
1999-00	55	11	13	24	34	1999-00	55	11	13	24	34

Acquired from Toronto for a 2000 third-round draft pick on November 29, 1999; Traded to Phoenix for C Juha Ylonen on June 18, 2001

NOAH WELCH				DEFENSE				#7			
YEAR	GP	G	A	TP	PIM	YEAR	GP	G	A	TP	PIM
2008-09	17	0	0	0	14	2008-09	17	0	0	0	14

Acquired from Florida, with a 2009 third-round draft pick (traded to Detroit), for D Steve Eminger on March 4, 2009; Became a free agent on July 1, 2009

JAY WELLS				DEFENSE				#26			
YEAR	GP	G	A	TP	PIM	YEAR	GP	G	A	TP	PIM
1996-97	21	0	0	0	13	1996-97	21	0	0	0	13

Signed as a free agent on August 3, 1996; Became a free agent on July 1, 1997

JASON WIEMER				LEFT WING				#9, 24			
YEAR	GP	G	A	TP	PIM	YEAR	GP	G	A	TP	PIM
1994-95	36	1	4	5	44	1994-95	36	1	4	5	44

Acquired from Phoenix for LW Todd Warriner on June 18, 2001; Traded to Ottawa for RW Andre Roy and a 2002 sixth-round draft pick (D Paul Ranger) on March 15, 2002

PAUL YSEBAERT				LEFT WING				#15			
YEAR	GP	G	A	TP	PIM	YEAR	GP	G	A	TP	PIM
1994-95	29	8	11	19	12	1994-95	29	8	11	19	12

Acquired from Chicago, with RW Rich Sutter, for RW Jim Cummins, D Tom Tilley, and D Jeff Buchanan on February 22, 1995; Became a free agent on July 1, 1999

SHANE WILLIS				RIGHT WING				#24			
YEAR	GP	G	A	TP	PIM	YEAR	GP	G	A	TP	PIM
2001-02	21	4	3	7	6	2001-02	21	4	3	7	6

Acquired from Carolina, with LW Chris Dingman, for G Kevin Weekes on March 5, 2002; Became a free agent on July 1, 2005

LUKE WITKOWSKI				DEFENSE				#53, 28			
YEAR	GP	G	A	TP	PIM	YEAR	GP	G	A	TP	PIM
2014-15	16	0	0	0	15	2014-15	16	0	0	0	15

Selected in the sixth round, 160th overall, at the 2008 NHL Entry Draft; Became a free agent on July 1, 2017

TY WISHART				DEFENSE				#3			
YEAR	GP	G	A	TP	PIM	YEAR	GP	G	A	TP	PIM
2008-09	5	0	1	1	0	2008-09	5	0	1	1	0

Acquired from San Jose, with D Matt Carle, a 2009 first-round draft pick (traded to Ottawa), and a 2010 fourth-round draft pick (C James Mullin), for D Dan Boyle and D Brad Lukowich on July 4, 2008; Traded to NY Islanders for G Dwayne Roloson on January 1, 2011

CRAIG WOLANIN				DEFENSE				#6			
YEAR	GP	G	A	TP	PIM	YEAR	GP	G	A	TP	PIM
1996-97	15	0	0	0	8	1996-97	15	0	0	0	8

Acquired from Colorado for a 1998 second-round draft pick on July 29, 1996; Traded to Toronto for a 1998 third-round draft pick (traded to Edmonton) on January 31, 1997

JAMES WRIGHT				CENTER				#43			
YEAR	GP	G	A	TP	PIM	YEAR	GP	G	A	TP	PIM
2009-10	48	2	3	5	18	2009-10	48	2	3	5	18

Selected in the fourth round (117th overall) at the 2008 NHL Entry Draft; Traded to Florida, with D Mike Vernace, for D Mike Kostka and D Evan Oberg on December 2, 2011

J.T. WYMAN				RIGHT WING				#34			
YEAR	GP	G	A	TP	PIM	YEAR	GP	G	A	TP	PIM
2011-12	40	2	9	11	8	2011-12	40	2	9	11	8

Signed as a free agent on July 1, 2011; Became a free agent on July 5, 2013

JUHA YLONEN				CENTER				#16			
YEAR	GP	G	A	TP	PIM	YEAR	GP	G	A	TP	PIM
2001-02	65	3	10	13	8	2001-02	65	3	10	13	8

Acquired from Phoenix for LW Todd Warriner on June 18, 2001; Traded to Ottawa for RW Andre Roy and a 2002 sixth-round draft pick (D Paul Ranger) on March 15, 2002

ALL-TIME GOALTENDING REGISTER

J.C. BERGERON													#30								
YEAR	GP	MIN	GAA	W	L	OTL	SO	GA	SA	SPCT	YEAR	GP	MIN	GAA	W	L	OTL	SO	GA	SA	SPCT
1992-93	21	1,163	2.66	8	10	1	0	71	574	.876	1992-93	21	1,163	2.66	8	10	1	0	71	574	.876

Acquired from Montreal for G Frederic Chabot on June 18, 1992; Became a free agent on July 1, 1996

ZAC BIERK													#1								
YEAR	GP	MIN	GAA	W	L	OTL	SO	GA	SA	SPCT	YEAR	GP	MIN	GAA	W	L	OTL	SO	GA	SA	SPCT
1997-98	13	433	4.16	1	4	1	0	30	210	.857	1997-98	13	433	4.16	1	4	1	0	30	210	.857

Selected in the ninth round, 263rd overall, at the 2000 NHL Entry Draft; Became a free agent on July 1, 2002

BEN BISHOP													#30								
YEAR	GP	MIN	GAA	W	L	OTL	SO	GA	SA	SPCT	YEAR	GP	MIN	GAA	W	L	OTL	SO	GA	SA	SPCT
2012-13	9	502	2.99	3	4	1	1	25	302	.917	2012-13	9	502	2.99	3	4	1	1	25	302	.917

Selected in the ninth round, 212th overall, at the 1995 NHL Entry Draft; Selected by Minnesota in the 2000 NHL Expansion Draft

PETER BUDAJ													#31								
YEAR	GP	MIN	GAA	W	L	OTL	SO	GA	SA	SPCT	YEAR	GP	MIN	GAA	W	L	OTL	SO	GA	SA	SPCT
2016-17	7	279	2.80	3	1	0	0	13	128	.898	2016-17	7	279	2.80	3	1	0	0	13	128	.898

Acquired from Ottawa for C Cory Conacher and a 2013 fourth-round draft pick on April 3, 2013; Traded to Los Angeles, with a 2017 fifth-round draft pick, for G Peter Budaj, D Erik Cernak, a 2017 seventh-round draft pick (traded to Philadelphia) and a 2017 conditional draft pick on February 26, 2017

SEAN BURKE													#1								
YEAR	GP	MIN	GAA	W	L	OTL	SO	GA	SA	SPCT	YEAR	GP	MIN	GAA	W	L	OTL	SO	GA	SA	SPCT
2005-06	35	1713	2.80	14	10	4	2	80	764	.895	2005-06	35	1713	2.80	14	10	4	2	80	764	.895

Signed as a free agent on August 9, 2005; Claimed off waivers by Los Angeles on January 18, 2007

SEBASTIEN CARON													#35								
YEAR	GP	MIN	GAA	W	L	OTL	SO	GA	SA	SPCT	YEAR	GP	MIN	GAA	W	L	OTL	SO	GA	SA	SPCT
2011-12	3	135	3.11	1	1	0	0	7	57	.877	2011-12	3	135	3.11	1	1	0	0	7	57	.877

Signed as a free agent on March 19, 2012; Became a free agent on July 1, 2012

MARC DENIS													#30								
YEAR	GP	MIN	GAA	W	L	OTL	SO	GA	SA	SPCT	YEAR	GP	MIN	GAA	W	L	OTL	SO	GA	SA	SPCT
2006-07	44	2,353	3.19	17	18	2	1	125	1,068	.883	2006-07	44	2,353	3.19	17	18	2	1	125	1,068	.883

Acquired from Columbus for LW Fredrik Modin and G Fredrik Norrena on June 30, 2006; Contract bought out on June 25, 2008

CEDRICK DESJARDINS													#30								
YEAR	GP	MIN	GAA	W	L	OTL	SO	GA	SA	SPCT	YEAR	GP	MIN	GAA	W	L	OTL	SO	GA	SA	SPCT
2010-11	2	121	1.00	2	0	0	0	2	63	.968	2010-11	2	121	1.00	2	0	0	0	2	63	.968

Acquired from Montreal for G Karri Ramo on August 16, 2010; Became a free agent on July 1, 2011; Acquired from Montreal for G Dustin Tokarski on February 14, 2013; Became a free agent on July 1, 2014

LOUIS DOMINGUE													#70								
YEAR	GP	MIN	GAA	W	L	OTL	SO	GA	SA	SPCT	YEAR	GP	MIN	GAA	W	L	OTL	SO	GA	SA	SPCT
2017-18	12	686	2.89	7	3	1	0	33	384	.914	2017-18	12	686	2.89	7	3	1	0	33	384	.914

Acquired from Arizona for G Michael Leighton and F Tye McGinn on November 14, 2017

BRIAN EKLUND													#40								
YEAR	GP	MIN	GAA	W	L	OTL	SO	GA	SA	SPCT	YEAR	GP	MIN	GAA	W	L	OTL	SO	GA	SA	SPCT
2005-06	1	58	3.10	0	1	0	0	3	19	.842	2005-0										

KRISTERS GUDLEVSKIS													#37
YEAR	GP	MIN	GAA	W	L	OTL	SO	GA	SA	SPCT			
2013-14	1	60	2.00	1	0	0	0	2	38	.947			
2015-16	1	60	1.00	0	0	1	0	1	32	.969			
2016-17	1	12	0	0	0	0	0	0	3	1.00			
TOTALS	3	132	1.37	1	0	1	0	3	73	.959			
PLAYOFFS													#37
YEAR	GP	MIN	GAA	W	L	OTL	SO	GA	SA	SPCT			
2013-14	2	40	3.00	1	0	2	20	.900					

Selected in the fifth round, 124th overall, at the 2013 NHL Entry Draft; Traded to NY Islanders for F Carter Verhaeghe on July 1, 2017

RIKU HELENIUS													#35
YEAR	GP	MIN	GAA	W	L	OTL	SO	GA	SA	SPCT			
2008-09	1	7	0.00	0	0	0	0	0	2	1.000			
Selected in the first round, 15th overall, at the 2006 NHL Entry Draft; Became a free agent on July 1, 2011; Signed as a free agent on June 14, 2012; Placed on waivers on February 22, 2014													

KEVIN HODSON													#31, 35
YEAR	GP	MIN	GAA	W	L	OTL	SO	GA	SA	SPCT			
1998-99	5	238	2.77	2	1	1	0	11	118	.907			
1999-00	24	769	3.67	2	7	4	0	47	327	.856			
2002-03	7	283	2.54	0	3	1	0	12	101	.881			
TOTALS	36	1,290	3.25	4	11	6	0	70	546	.872			

Acquired from Detroit, with a 1999 second-round draft pick (RW Sheldon Keefe), for LW Wendel Clark and a 1999 sixth-round draft pick on March 23, 1999; Traded to Montreal for a 2000 seventh-round draft pick (traded to Philadelphia) on June 2, 2000; Signed as a free agent on May 29, 2002; Retired on January 16, 2003

JOHAN HOLMQUIST													#40
YEAR	GP	MIN	GAA	W	L	OTL	SO	GA	SA	SPCT			
2006-07	48	2,548	2.85	27	15	3	1	121	1,134	.893			
2007-08	45	2,469	3.01	20	16	6	2	124	1,129	.890			
TOTALS	93	5,017	2.93	47	31	9	3	245	2,263	.892			

Signed as a free agent on July 1, 2006; Traded to Dallas, with C Brad Richards, for G Mike Smith, C Jeff Halpern, LW Jussi Jokinen, and a 2009 fourth-round draft pick (traded to Minnesota) on February 26, 2008

PAT JABLONSKI													#35
YEAR	GP	MIN	GAA	W	L	OTL	SO	GA	SA	SPCT			
1992-93	43	2,268	3.97	8	24	4	1	150	1,194	.874			
1993-94	15	834	3.88	5	6	3	0	54	374	.856			
TOTALS	58	3,102	3.95	13	30	7	1	204	1,568	.870			

Acquired from St. Louis, with RW Steve Tuttle, RW Darin Kimble, and D Rob Robinson, for a 1994 fourth-round draft pick, a 1995 fifth-round draft pick, and a 1996 sixth-round draft pick on June 19, 1992; Traded to Toronto for cash considerations on February 21, 1994

NIKOLAI KHABIBULIN													#35
YEAR	GP	MIN	GAA	W	L	OTL	SO	GA	SA	SPCT			
2000-01	2	123	2.93	1	1	0	0	6	69	.913			
2001-02	70	3,896	2.36	24	32	10	7	153	1,914	.920			
2002-03	65	3,787	2.47	30	22	11	4	156	1,760	.911			
2003-04	55	3,274	2.33	28	19	7	3	127	1,414	.910			
TOTALS	192	11,080	2.39	83	74	28	14	442	5,157	.914			

Acquired from Phoenix, with D Stan Neckar, for RW Mike Johnson, D Paul Mara, RW Ruslan Zainullin, and a 2001 second-round draft pick on March 5, 2001; Became a free agent on July 1, 2005

DIETER KOCHAN													#35
YEAR	GP	MIN	GAA	W	L	OTL	SO	GA	SA	SPCT			
1999-00	5	238	4.29	1	4	0	0	17	111	.847			
2000-01	10	314	3.44	0	3	0	0	18	138	.870			
2001-02	5	237	4.05	0	3	1	0	16	129	.876			
TOTALS	20	789	3.88	1	10	1	0	51	378	.865			

Signed as a free agent on March 27, 2000; Became a free agent on July 1, 2002

OLAF KOLZIG													#37
YEAR	GP	MIN	GAA	W	L	OTL	SO	GA	SA	SPCT			
2008-09	8	410	3.66	2	4	1	0	25	220	.898			
Signed as a free agent on July 1, 2008; Traded to Toronto, with D Jamie Heward, D Andy Rogers, and a 2009 fourth-round draft pick, for D Richard Petiot on March 4, 2009													

EVGENY KONSTANTINOV													#1
YEAR	GP	MIN	GAA	W	L	OTL	SO	GA	SA	SPCT			
2000-01	1	0	0.00	0	0	0	0	0	0	.000			
2002-03	1	20	3.00	0	0	0	0	1	6	.833			
TOTALS	2	20	3.00	0	0	0	0	1	6	.833			

Selected in the third round (67th overall) at the 1999 NHL Entry Draft; Became a free agent on July 1, 2004

DAVID LITTMAN													#31
YEAR	GP	MIN	GAA	W	L	OTL	SO	GA	SA	SPCT			
1992-93	1	45	9.33	0	1	0	0	7	21	.667			
Signed as a free agent on August 27, 1992; Became a free agent on July 1, 1993													

ANDERS LINDBACK													#39
YEAR	GP	MIN	GAA	W	L	OTL	SO	GA	SA	SPCT			
2012-13	24	1,304	2.90	10	10	1	0	63	642	.902			
2013-14	23	1,302	2.90	8	12	2	1	63	580	.891			
TOTALS	47	2,606	2.63	53	36	5	8	253	2,538	.897			

Acquired from Nashville, with C Kyle Wilson and a 2012 seventh-round draft pick (LW Nikita Gusev), for G Sebastien Caron, two 2012 second-round draft picks, and a 2013 third-round draft pick on June 15, 2012

MIKE MCKENNA													#30
YEAR	GP	MIN	GAA	W	L	OTL	SO	GA	SA	SPCT			
2008-09	15	776	3.56	4	8	1	1	46	406	.887			
Signed as a free agent on February 3, 2009; Became a free agent on July 1, 2009													

EVGENI NABOKOV													#20
YEAR	GP	MIN	GAA	W	L	OTL	SO	GA	SA	SPCT			
2014-15	11	553	3.15	3	6	2	0	29	245	.882			
Signed as a free agent on July 1, 2014; Traded to San Jose for future considerations on February 9, 2015													

ANTERO NIITYMAKI													#30
YEAR	GP	MIN	GAA	W	L	OTL	SO	GA	SA	SPCT			
2009-10	49	2,657	2.87	21	18	5	1	127	1,388	.909			
Signed as a free agent on July 10, 2009; Became a free agent on July 1, 2010													

RICH PARENT													#31
YEAR	GP	MIN	GAA	W	L	OTL	SO	GA	SA	SPCT			
1999-00	14	698	3.70	2	7	1	0	43	353	.878			
Acquired from St. Louis, with D Chris McAlpine, for RW Stephane J.J. Richer on January 13, 2000; Traded to Ottawa for a 2000 seventh-round draft pick (traded to Buffalo) on June 4, 2000													

DAREN PUPPA													#93
YEAR	GP	MIN	GAA	W	L	OTL	SO	GA	SA	SPCT			
1993-94	63	3,653	2.71	22	33	6	4	165	1,637	.899			
1994-95	36	2,013	2.68	14	19	2	1	90	946	.905			
1995-96	57	3,189	2.46	29	16	9	5	131	1,605	.918			
1996-97	6	325	2.58	1	1	2	0	14	150	.907			
1997-98	26	1,456	2.72	5	14	6	0	66	660	.900			
1998-99	13	691	2.87	5	6	1	2	33	350	.906			
1999-00	5	249	4.58	1	2	0	0	19	129	.853			
TOTALS	206	11,576	2.68	77	91	26	12	518	5,477	.905			

Selected from Florida in Phase II of the 1993 NHL Expansion Draft; Became a free agent on July 1, 2000

KARRI RAMO													#31
YEAR	GP	MIN	GAA	W	L	OTL	SO	GA	SA	SPCT			
2006-07	2	70	3.43	0	0	0	0	4	23	.826			
2007-08	22	1,269	3.03	7	11	3	0	64	632	.899			
2008-09	24	1,312	3.66	4	10	7	0	80	756	.894			
TOTALS	48	2,651	3.35	11	21	10	0	148	1,411	.895			

Selected in the sixth round, 191st overall, at the 2004 NHL Entry Draft; Traded to Montreal for G Cedrick Desjardins on August 16, 2010

BILL RANFORD													#30
YEAR	GP	MIN	GAA	W	L	OTL	SO	GA	SA	SPCT			
1998-99	32	1,568	3.90	3	18	3	1	102	858	.881			
Acquired from Washington for a 1998 third-round draft pick and a 1999 second-round draft pick on June 18, 1998; Traded to Detroit for a conditional 1999 draft pick on March 23, 1999													

JEFF REESE													#1
YEAR	GP	MIN	GAA	W	L	OTL	SO	GA	SA	SPCT			
1995-96	19	994	3.26	7	7	1	0	54	464	.884			
PLAYOFFS	GP	MIN	GAA	W	L	OTL	SO	GA	SA	SPCT			
1995-96	5	198	3.64	1	1	0	12	100	.880				

Acquired from Hartford for a 1996 ninth-round draft pick on December 1, 1995; Traded to New Jersey, with a 1996 second-round draft pick and a 1996 eighth-round draft pick, for G Corey Schwab on June 22, 1996; Acquired from Toronto, with a 2000 ninth-round draft pick (traded to Philadelphia), for a 2000 ninth-round draft pick on August 5, 1999; Retired on August 5, 1999

DWAYNE ROLOSON													#35, 30
YEAR	GP	MIN	GAA	W	L	OTL	SO	GA	SA	SPCT			
2010-11	34	1,993	2.56	18	12	4	4	85	967	.912			
2011-12	40	2,099	3.66	13	16	3	1	128	1,126	.886			
TOTALS	74	4,092	3.12	31	28	7	5	213	2,093	.898			

Acquired from NY Islanders for D Ty Wishart on January 1, 2011; Became a free agent on July 1, 2012

COREY SCHWAB													#32
YEAR	GP	MIN	GAA	W	L	OTL	SO	GA	SA	SPCT			
1996-97	31	1,462	3.04	11	12	1	2	74	719	.897			
1997-98	16	821	2.92	2									

TEAM FIRSTS

Game	October 7, 1992 vs Chicago
Victory	October 7, 1992 vs Chicago 7-3
Home Victory	October 7, 1992 vs Chicago 7-3
Road Victory	October 13, 1992 vs St. Louis 2-1
Tie	October 11, 1992 at Chicago 4-4
Home Tie	January 24, 1993 vs Minnesota 2-2
Road Tie	October 11, 1992 at Chicago 4-4
Defeat	October 10, 1992 vs Minnesota 2-1
Home Defeat	October 22, 1992 vs Toronto 5-2
Road Defeat	October 10, 1992 vs Minnesota 2-1
Shutout	November 13, 1992 vs Ottawa 1-0
Shutout Against	December 18, 1992 vs New Jersey 2-0
Shot on Goal	Stan Drulia at 1:44 of 1st period, October 7, 1992 vs Chicago
Shot on Goal Against	Chris Chelios at: 20 of 1st period, October 7, 1992 vs Chicago
Goal	Chris Kontos at 4:43 of 1st period, October 7, 1992 vs Chicago
Goal Against	Cam Russell at 13:19 of 1st period, October 7, 1992 vs Chicago
Assist	Rob Zamuner and Adam Creighton at 4:43 of 1st period, October 7, 1992 vs Chicago
Assist Against	Ed Belfour at 13:19 of 1st period, October 7, 1992 vs Chicago
Power Play Goal	Chris Kontos at 4:43 of 1st period, October 7, 1992 vs Chicago
Power Play Goal Against	Steve Larmer at 7:49 of 1st period, October 11, 1992 at Chicago
Shorthanded Goal	Mikael Andersson at 8:18 of 2nd period, October 15, 1992 vs Toronto
Shorthanded Goal Against	Gary Suter at 2:18 of 2nd period, November 14, 1992 vs Calgary

AMALIE ARENA FIRSTS

Game	October 20, 1996 vs NY Rangers
Victory	October 20, 1996 vs NY Rangers 5-2
Tie	October 29, 1996 vs Chicago 2-2
Defeat	October 24, 1996 vs Ottawa 5-2
Shutout	November 19, 1996 vs Los Angeles 3-0
Shutout Against	November 27, 1996 vs Buffalo 3-0
Goal	Brian Bradley at 11:46 of 1st period, October 20, 1996 vs NY Rangers
Goal Against	Wayne Gretzky at 13:45 of 1st period, October 20, 1996 vs NY Rangers
Assist	Rob Zamuner at 11:46 of 1st period, October 20, 1996 vs NY Rangers
Assist Against	Niklas Sundstrom at 13:45 of 1st period, October 20, 1996 vs NY Rangers
Power Play Goal	Roman Hamrlík at 18:20 of 2nd period, October 20, 1996 vs NY Rangers
Power Play Goal Against	Daniel Gougeon at 4:32 of 3rd period, October 20, 1996 vs NY Rangers
Shorthanded Goal	Rob Zamuner at 18:57 of 2nd period, November 19, 1996 vs Los Angeles Kings
Shorthanded Goal Against	Steve Duchesne at 12:50 of 2nd period, October 24, 1996 vs Ottawa
Game-Winning Goal	Alex Selivanov at: 55 of 2nd period, October 20, 1996 vs NY Rangers
Game-Winning Goal Against	Steve Duchesne at 12:50 of 2nd period, October 24, 1996 vs Ottawa
Game-Tying Goal	John Cullen at 19:16 of 3rd period, November 8, 1996 vs Pittsburgh

Game-Winning Goal	Ken Hodge at 14:09 of 1st period, October 7, 1992 vs Chicago
Game-Winning Goal Against	Neal Broten at: 13 of 2nd period, October 10, 1992 vs Minnesota
Game-Tying Goal	Brian Bradley at 15:47 of 3rd period, October 11, 1992 at Chicago
Game-Tying Goal Against	Calle Johansson at 12:10 of 3rd period, November 6, 1992 at Washington
Empty-Net Goal	Brian Bradley at 19:12 of 3rd period, October 13, 1992 at St. Louis
Empty-Net Goal Against	Gary Roberts at 19:36 of 3rd period, November 14, 1992 vs Calgary
Hat Trick	Chris Kontos, October 7, 1992 vs Chicago (4-0-4)
Hat Trick Against	Evgeny Davydov, November 17, 1992 vs Winnipeg (3-0-3)
Overtime Goal	Doug Crossman at 1:16 of OT, November 7, 1992 at NY Islanders
Overtime Goal Against	Bob Sweeney at 2:30 of OT, October 16, 1992 at Buffalo
Shootout Victory	November 23, 2005 at Washington, 4-3
Shootout Defeat	October 13, 2005 vs. Buffalo, 3-2
Penalty	Mike Hartman (Interference) at 2:28 of 1st period, October 7, 1992 vs Chicago
Power Play Attempt	2:57 of 1st period, October 7, 1992 vs Chicago (high-sticking on Steve Larmer)
Penalty Shot	Brian Bradley, October 22, 1992 vs Toronto (unsuccessful)
Penalty Shot Against	Pierre Turgeon, November 7, 1992 at NY Islanders (successful)
Successful Penalty Shot	Mikael Andersson, December 15, 1992 at Los Angeles
Successful Penalty Shot Against	Pierre Turgeon, November 7, 1992 at NY Islanders
Starting Lineup	Mikael Andersson, Adam Creighton, Chris Kontos, Rob Ramage, Peter Taglianetti, Wendell Young

Game-Tying Goal Against	Eric Weinrich at 6:50 of 3rd period, October 29, 1996 vs Chicago
Empty-Net Goal	Roman Hamrlík at 19:30 of 3rd period, December 31, 1996 vs NY Rangers
Empty-Net Goal Against	Alexei Yashin at 19:42 of 3rd period, October 24, 1996 vs Ottawa
Hat Trick	Dino Ciccarelli, November 8, 1996 vs Pittsburgh
Hat Trick Against	John LeClair, October 16, 1998 vs Philadelphia
Overtime Goal	Bill Houlder at 2:02 of OT, January 21, 1997 vs Colorado
Overtime Goal Against	Kelly Miller at 3:32 of OT, January 21, 1998 vs Washington
Penalty Kill	Roman Hamrlík (holding the stick) at 7:58 of 1st period, October 20, 1996 vs NY Rangers
Power Play Attempt	1:35 of 1st period, October 20, 1996 vs Rangers (goaltender interference on Pat Flatley)
Penalty Shot	Rob Zamuner, January 11, 1997 vs Islanders (successful)
Penalty Shot Against	Steve Heinze, December 17, 1997 vs Boston (unsuccessful)
Successful Penalty Shot	Rob Zamuner, January 11, 1997 vs NY Islanders
Successful Penalty Shot Against	Robert Reichel, January 14, 1998 vs NY Islanders
Starting Lineup	Mikael Andersson, Brian Bradley, Roman Hamrlík, Rudy Poeschke, Cory Schwab, Rob Zamuner

TEAM HISTORY

May 1, 1990	Phil Esposito announces his intention to vie for an NHL franchise in Tampa Bay.
Sept. 12, 1990	Esposito announces that the franchise, if awarded, will be called the Tampa Bay Lightning.
Sept. 19, 1990	In an exhibition game sponsored by Esposito and the Tampa Bay Hockey Group, a crowd of 25,581 – at that time, the largest to ever see an NHL game – watches the Pittsburgh Penguins skate to a 5-3 victory against Wayne Gretzky and the Los Angeles Kings at the Florida Suncoast Dome (now Tropicana Field).
Nov. 1, 1990	NHL representatives make their first official visit to Tampa Bay and give the area positive reviews.
Dec. 6, 1990	NHL President John A. Ziegler announces that Tampa Bay and Ottawa have been awarded conditional franchises, to begin play in 1992-93.
Mar. 25, 1991	The Lightning unveil the team's colors (black, blue, silver & white) and logos.
Apr. 4, 1991	Tony Esposito is hired as director of hockey operations.
June 4, 1991	At a news conference, the Lightning's home and road uniforms are unveiled.
Sept. 19, 1991	The Lightning receive approval for a restructured partnership with Lightning, Partners, Inc. (owned by Kokusai Green Co., Ltd.) assuming the role of general partner.
Dec. 16, 1991	The NHL grants permanent membership status to the Lightning and Ottawa Senators.
Jan. 9, 1991	The NHL announces the Lightning will play their inaugural season as members of the Norris Division of the Clarence Campbell Conference.
Apr. 22, 1992	The Lightning sign an agreement with the Florida State Fair grounds to have Expo Hall serve as the team's inaugural season home.
Apr. 23, 1992	Terry Crisp is named the first head coach in franchise history.
June 18, 1992	Goaltender Wendell Young is selected from the Pittsburgh Penguins with the first pick in the NHL Expansion Draft. The Lightning and Senators each select 21 players in the draft. Phil Esposito also completes the first trade in franchise history, sending goaltender Frederic Chabot (selected in the expansion draft from Montreal) back to the Canadiens for goaltender J.C. Bergeron.
June 20, 1992	The Lightning select Czech defenseman Roman Hamrlík first overall in the 1992 NHL Entry Draft at Montreal.
June 29, 1992	Forward Mikael Andersson of the Hartford Whalers becomes the Lightning's first free agent signee.
Sept. 12, 1992	The Lightning's first training camp opens at the Lakeland Civic Center in Lakeland, Florida.
Sept. 18, 1992	The Lightning tie the Minnesota North Stars, 4-4, in their first preseason game at Expo Hall. Brian Bradley scores the first goal 23 seconds in.
Sept. 23, 1992	Goaltender Manon Rheaume makes history by becoming the first woman to play in one of the four major professional sports leagues when she starts against St. Louis in a preseason game.
Oct. 7, 1992	The Lightning open their first season with a 7-3 victory against the Chicago Blackhawks before sellout crowd of 10,425 at Expo Hall. Chris Kontos scores four goals in the victory.
Oct. 13, 1992	The Lightning earn their first road victory, 2-1, at St. Louis.
Nov. 7, 1992	The Lightning's first overtime victory occurs at the New York Islanders as defenseman Doug Crossman records three goals (including the overtime winner) and three assists in the 6-5 win.
Feb. 6, 1993	Brian Bradley skates in the 44th NHL All-Star Game in Montreal, becoming the first All-Star in club history.

Mar. 16, 1993	Brian Bradley sets the NHL Expansion record for goals in one season for a non-WHA club when he nets his 39th against Hartford at Expo Hall.
Apr. 1, 1993	The NHL announces a geographical realignment that will move the Lightning to the Atlantic Division of the Eastern Conference beginning the 1993-94 season.
July 20, 1993	The Lightning and the city of St. Petersburg announce a two-year agreement for the team to play at the Florida Suncoast Dome (later renamed the ThunderDome).
Oct. 9, 1993	The Lightning set a NHL single-game attendance mark when 27,227 fans attend the first regular-season game at the ThunderDome vs. Florida.
Oct. 20, 1993	Wayne Gretzky skates against his younger brother, Brent, for the first time as the Lightning play host to the Los Angeles Kings at the ThunderDome.
Aug. 10, 1995	Final bond financing is completed to secure funding for the Tampa Bay Arena, which will house the Lightning beginning in 1996-97.
Oct. 4, 1995	Paul Ysebaert is named the first captain in club history.
Mar. 5, 1996	The Lightning earn their 100th franchise victory, 2-0, against the Chicago Blackhawks.
Apr. 13, 1996	The Lightning clinch their first Stanley Cup Playoff berth as New Jersey is eliminated from contention with a 4-2 loss against Ottawa.
Apr. 16, 1996	The Lightning appear in their first Stanley Cup Playoff game, losing 7-3 at Philadelphia in Game One of the Eastern Conference Quarter-Finals.
Apr. 18, 1996	Brian Bellows scores in overtime as the Lightning claim their first Stanley Cup Playoff victory, 2-1, at Philadelphia.
Apr. 21, 1996	Alex Selivanov scores in overtime against the Flyers to give the Lightning their first home Stanley Cup Playoff victory before a playoff-record crowd of 25,945.
Apr. 23, 1996	The Lightning set an all-time NHL attendance record as 28,183 fans pack the ThunderDome for Game Four of the Eastern Conference Quarter-Finals vs. Philadelphia.
Oct. 20, 1996	The Lightning open their new home in downtown Tampa – the Ice Palace Arena – with a 5-2 victory against the New York Rangers. Brian Bradley scores the first goal at 11:46 of the first period.
Oct. 21, 1996	The Lightning are selected as host for the 1999 NHL All-Star Game, to be held at the Ice Palace Arena.
Jan. 18, 1997	Right wing Dino Ciccarelli starts in the 1997 NHL All-Star Game at San Jose and records the first Lightning All-Star point, an assist.
Mar. 4, 1997	Dino Ciccarelli nets the 1,000th goal in Lightning history in the first period of a 6-3 victory at the New York Islanders.
June 26, 1997	The NHL announces a geographical realignment that will move the Lightning to the Southeast Division of the Eastern Conference beginning the 1998-99 season.
Nov. 12, 1997	Jacques Demers is named the second head coach in Lightning history.
Nov. 19, 1997	Mikael Renberg is named the second captain in Lightning history.
May 18, 1998	The Lightning enter into a purchase agreement with Art Williams.
June 27, 1998	Vincent Lecavalier is selected first overall at the 1998 NHL Entry Draft in Buffalo, NY.
July 14, 1998	Art Williams becomes the second owner in franchise history.
Oct. 9, 1998	Rob Zamuner is named the third captain in team history.
Oct. 13, 1998	Jacques Demers is named the second general manager in Lightning history.

Jan. 24, 1999	The Lightning play host to the 49th NHL All-Star Game at the Ice Palace.	Apr. 16, 2004	The Lightning win their first-ever playoff series at home in Game 5 of the 2004 Eastern Conference Quarterfinals in a 3-2 win vs. NY Islanders on Martin St. Louis' overtime goal.	Jan. 24, 2008	Head Coach John Tortorella becomes the all-time leader in games coached among American-born coaches with his 507th, a 4-8 loss to Ottawa.	Oct. 2, 2009	Hired Adam Oates as Assistant Coach, named Imran Khan Assistant General Manager/Strategic Planning and Liz Sylvia Manager of Hockey Administration.
Mar. 3, 1999	The Lightning enter into a purchase agreement with Palace Sports & Entertainment, Inc. of Auburn Hills, Michigan.	Apr. 29, 2004	Tampa Bay advanced to the Eastern Conference Finals for the first time with a 3-1 victory over the Montreal Canadiens. It was also the first time in franchise history the Lightning swept an opponent in the playoffs.	Feb. 12, 2008	Jay Feaster earns his 200th career win as general manager of the Lightning, a 3-2 victory against Montreal.	Feb. 5, 2010	Tampa Bay Sports & Entertainment LLC, owned by Jeff Vinik, executes an agreement to purchase the Tampa Bay Lightning, the company which operates the St. Pete Times Forum and two parcels of adjacent land.
June 25, 1999	John Cullen becomes the Lightning's first major awardwinner when he is presented with the Bill Masterton Memorial Trophy for his dedication and perseverance to hockey following a life-threatening bout with non-Hodgkin's lymphoma.	May 8, 2004	The Lightning played its first Eastern Conference Championship game in franchise history, defeating the Philadelphia Flyers 3-1.	Feb. 13, 2008	OK Hockey LLC enters into a purchase agreement with Palace Sports & Entertainment to buy the Tampa Bay Lightning, the lease-holding rights to the St. Pete Times Forum and 5.5 acres of land surrounding the building.	Feb. 24, 2010	Named Jim Johnson Assistant Coach and relieved Wes Walz from the position of Assistant Coach.
June 28, 1999	Palace Sports & Entertainment becomes the third owner in franchise history. Rick Dudley is named vice president of hockey operations and general manager.	May 22, 2004	Tampa Bay advanced to the Stanley Cup Finals for the first time in team history after downing Philadelphia 2-1 in Game 7 of the Eastern Conference Finals.	Mar. 11, 2008	Head Coach John Tortorella surpasses 'Badger' Bob Johnson as the all-time wins leader among American-born coaches with his 235th, an 8-4 win against the New York Islanders.	Mar. 3, 2010	Tampa Bay Sports and Entertainment LLC closes on purchase agreement for the Tampa Bay Lightning, the lease to the St. Pete Times Forum and adjacent real estate, becoming the fifth owner in franchise history.
July 14, 1999	Steve Ludzik becomes the third head coach in Lightning history.	June 3, 2004	Tampa Bay sets a new attendance record at the St. Pete Times Forum when 22,426 fans filled the building to watch a 3-2 Calgary win in Game 5 of the Stanley Cup Final.	Mar. 28, 2008	John Tortorella named head coach for Team USA at the 2008 World Championships in Canada.	Apr. 3, 2010	Assign Assistant Coach Jim Johnson to Norfolk of the American Hockey League as Head Coach.
Sept. 28, 1999	Bill Houlder is named the fourth captain in team history.	June 7, 2004	The Lightning won their first Stanley Cup in franchise history with a 2-1 victory in Game 7 vs. Calgary. Brad Richards was awarded the Conn Smythe Trophy as playoff MVP.	Mar. 31, 2008	Played in the 600th home game in franchise history, a 2-0 loss to Atlanta.	Apr. 12, 2010	Executive Vice President and General Manager Brian Lawton and Head Coach Rick Tocchet relieved of their duties.
Nov. 12, 1999	Chris Gratton is named the fifth captain in team history.	June 10, 2004	Martin St. Louis becomes the first player in franchise history to win the Hart Trophy as NHL MVP and the Art Ross Trophy as the NHL's leading point scorer. John Tortorella (Jack Adams) and Brad Richards (Lady Byng) also won NHL Awards for the first time.	Apr. 4, 2008	Assistant Coach Mike Sullivan named as assistant for Team USA at the 2008 World Championships in Canada.	May 25, 2010	Steve Yzerman named to the position of Vice President, General Manager and Alternate Governor.
Mar. 10, 2000	Vincent Lecavalier, 19, is named the sixth captain in team history, the youngest full-time captain in NHL history. (19 yrs., 10 mos., 18 days).	June 26, 2005	Signed Executive VP and General Manager Jay Feaster and Head Coach John Tortorella to long-term contract extensions.	Apr. 7, 2008	Lightning win draft lottery and retain the first overall pick at the 2008 NHL Entry Draft, the third time in franchise history they held the first overall selection.	June 8, 2010	Added Pat Verbeek to professional scouting staff.
Jan. 6, 2001	John Tortorella becomes the fourth head coach in Lightning history.	July 29, 2005	Named Claude Loiselle to the position of Assistant General Manager.	Apr. 28, 2008	Lightning's Jeff Halpern named captain of Team USA at 2008 World Championship in Canada.	June 10, 2010	Named Guy Boucher the seventh head coach in franchise history.
Feb. 4, 2001	Fredrik Modin, who one day earlier won the NHL's Hardest Shot Competition, skates in the 2001 NHL All-Star Game at Denver and records four assists, one shy of the NHL All-Star Game record.	Oct. 5, 2005	The Lightning open the 2005-06 regular season raising their 2004 Stanley Cup championship banner in a 5-2 win vs. Carolina.	June 3, 2008	Lightning announce John Tortorella will not return as head coach for the 2008-09 season.	June 23, 2010	Steven Stamkos co-wins the Maurice "Rocket" Richard Trophy with 51 goals in the regular season; Martin St. Louis wins the Lady Byng Memorial Trophy.
May 29, 2001	Entered a minor league affiliation agreement with the Springfield Falcons of the American Hockey League. (AHL).	Apr. 17, 2006	Tampa Bay clinched their third consecutive playoff berth with a Washington win against Atlanta.	June 18, 2008	Sale of the Lightning, the lease-holding rights and 5.5 acres of land to OK Hockey approved by the NHL's Board of Governors.	July 16, 2010	Julien BriseBois is named assistant general manager.
June 12, 2001	Entered a minor league affiliation agreement with the Pensacola Ice Pilots of the East Coast Hockey League (ECHL).	May 22, 2006	Named Steve Stirling the Head Coach of their top affiliate, the Springfield Falcons (AHL).	June 20, 2008	Steven Stamkos is selected first overall at the 2008 NHL Entry Draft in Ottawa, ON.	July 20, 2010	Daniel Lacroix and Martin Raymond are named as assistant coaches.
Feb. 2, 2002	Nikolai Khabibulin became the first Lightning goaltender to compete in the NHL All-Star Game. Khabibulin was the game's winning netminder after he stopped all 20 shots he faced for a scoreless third period in the World Team's 8-5 come-from-behind victory.	July 31, 2006	Named Ryan Belec the Vice President of Hockey Operations for their ECHL affiliate Johnstown Cheifs.	July 24, 2008	Lightning name Barry Melrose the sixth coach in franchise history.	July 23, 2010	Jim Johnson and Cap Raeder are relieved of their assistant coaching duties; Wayne Fleming is hired as an assistant coach.
Feb. 10, 2002	Jay Feaster is named General Manager.	Sept. 5, 2006	Named William "Mic" Middelhoff to the position of Assistant Equipment Manager.	June 25, 2008	Brian Lawton named Vice President of Hockey Operations.	July 26, 2010	Tod Leiweke is named as chief executive officer of Tampa Bay Sports & Entertainment LCC.
Mar. 1, 2002	The Lightning set a new Ice Palace attendance record of 20,914 in a 3-4 overtime loss to the Detroit Red Wings.	Sept. 6, 2006	Tim Taylor is named the eighth captain in franchise history.	July 3, 2008	Purchase of the Lightning by OK Hockey from Palace Sports and Entertainment closes.	July 29, 2010	Entered into an affiliate agreement with the ECHL's Florida Everblades.
Sept. 3, 2002	The Lightning and newspaper outlet St. Petersburg Times agree to a 12-year deal to rename the Ice Palace Arena to the St. Pete Times Forum.	Sept. 28, 2006	Dave Andreychuk joins Lightning front office as Community Representative.	July 9, 2008	Named Tom Kurvers to the position of co-assistant general manager, Jim Hammett to the position of director of player personnel and Greg Malone to the position of head professional scout. Lightning name Rick Tocchet, Wes Walz and Cap Raeder as assistant coaches.	Aug. 16, 2010	Al Murray is hired as director of amateur scouting.
Sept. 11, 2002	Dave Andreychuk is named seventh captain in team history.	Oct. 5, 2006	St. Pete Times Forum Celebrates 10th anniversary at Lightning home opener.	July 11, 2008	Executive vice president and general manager Jay Feaster resigns.	Aug. 31, 2010	Steve Griggs is named chief operating officer.
Feb. 2, 2003	Nikolai Khabibulin, Vincent Lecavalier & Martin St. Louis became the first multiple Lightning representatives in an NHL All-Star Game when they suited up for the Eastern Conference at the Office Depot Center in Sunrise.	Jan. 20, 2007	Executive Vice President and General Manager Jay Feaster becomes the all-time winningest general manager in franchise history with his 158th victory, surpassing Phil Esposito.	July 17, 2008	Mike Vernon named to the position of special assistant to the vice president of hockey operations.	Sept. 3, 2010	Steve Thomas is hired as player development consultant.
Mar. 24, 2003	The Lightning clinch their second Stanley Cup Playoff berth in franchise history with a 4-1 win at San Jose.	Mar. 29, 2007	Entered into a minor league affiliation agreement with the AHL's Norfolk Admirals.	July 22, 2008	Named Mike Butters General Manager of the Norfolk Admirals.	Sept. 7, 2010	Frantz Jean as is hired as goaltending consultant.
Apr. 3, 2003	The Lightning clinch their first Southeast Division title when Washington loses to Ottawa, 5-1.	Apr. 5, 2007	Clinched their fourth consecutive playoff berth with Toronto and Montreal losses.	July 24, 2008	Entered into affiliation agreement with the ECHL's Augusta Lynx.	Feb. 2, 2011	CEO Tod Leiweke announces a year-long, \$35 million privately-funded renovation plan for the St. Pete Times Forum.
Apr. 20, 2003	The Lightning win their first Stanley Cup Playoff series with a 2-1 victory at Washington on Martin St. Louis' goal in the third overtime. Tampa Bay wins the series, four games to two.	May 31, 2007	Mike Sullivan named Assistant Coach.	Aug. 22, 2008	Ron Campbell assumes role of Senior Advisor to the Ownership group.	Feb. 4, 2011	A new business franchise transformation is announced that includes new blue and white jerseys, a new primary logo, and Jeff Vinik's five-year charitable commitment to the community; Dave Andreychuk is named vice president of corporate & community affairs; Phil Esposito is named vice president of corporate relations.
June 24, 2003	Entered a minor league affiliation agreement with the Hershey Bears of the American Hockey League. (AHL).	June 7, 2007	Entered into a minor league affiliation agreement with the ECHL's Mississippi Sea Wolves.	Sept. 18, 2008	Named Vincent Lecavalier team captain.	Mar. 31, 2011	The Lightning clinch their first playoff berth since 2007, and sixth in franchise history, with a 2-1 win vs. Pittsburgh.
Aug. 1, 2003	Entered a minor league affiliation agreement with the Hamilton Bulldogs of the American Hockey League. (AHL).	June 14, 2007	Vincent Lecavalier becomes the first player in franchise history to win the Maurice "Rocket" Richard Trophy with 52 goals in the regular season.	Oct. 22, 2008	Named Brian Lawton Executive Vice President and General Manager.	May 4, 2011	The Lightning return to the Eastern Conference Finals for the first time in seven years in a four game sweep vs. Washington in the 2011 Eastern Conference Semifinals.
Apr. 1, 2004	Lightning clinch their first-ever Eastern Conference number-one seed with a 4-3 win over the Florida Panthers.	Aug. 7, 2007	Absolute Hockey Enterprises enters into a purchase agreement with Palace Sports & Entertainment to buy the Tampa Bay Lightning, the lease-holding rights to the St. Pete Times Forum and 5.5 acres of land surrounding the building.	Nov. 5, 2008	COO Sean Henry resigns.	June 22, 2011	Martin St. Louis wins his second consecutive Lady Byng Memorial Trophy.
		Aug. 25, 2007	The Lightning unveil a new modified logo and jersey system with the same inaugural colors.	Nov. 14, 2008	Head Coach Barry Melrose relieved of his duties; Rick Tocchet named Interim Head Coach.	July 5, 2011	The Lightning Foundation launches the revolutionary "Community Heros" program that will donate more than \$2 million to local charities throughout each hockey season.
				Nov. 23, 2008	Lightning debut new blue third jersey vs. New Jersey.	Dec. 5, 2011	The NHL announces a geographical realignment that will move the Lightning to the Atlantic Division of the Eastern Conference beginning the 2013-14 season.
				Nov. 25, 2008	Mike Sullivan returns to team as Associate Coach.		
				Jan. 21, 2009	Sean Henry named business consultant for Lightning and St. Pete Times Forum.		
				May 11, 2009	Rick Tocchet named seventh coach in franchise history.		
				July 29, 2009	Hired Rick Wilson as associate coach.		
				Aug. 17, 2009	Entered into affiliation agreement with CHL's Colorado Eagles.		

Dec. 31, 2011	Lightning founder Phil Esposito is honored with a statue on the West Plaza in front of the St. Pete Times Forum; The St. Pete Times Forum is renamed the Tampa Bay Times Forum when the St. Petersburg Times changes its name to the Tampa Bay Times.	Mar. 4, 2015	President Steve Griggs announces a two-year renovation project for Amalie Arena, a \$25 million cost to be split with Hillsborough County.	May 25, 2016	Lightning enter one-year affiliation agreement with the Kalamazoo Wings of the ECHL for the 2016-17 season.	March 30, 2018	Jon Cooper becomes the all-time winningest head coach in Lightning franchise history, passing John Tortorella, after registering his 240th victory with the Bolts in a 7-3 win at the New York Rangers
Feb. 16, 2012	The Lightning and the University of South Florida announce partnership to prepare students for careers in sport and entertainment management, offering a two-year MBA as well as paid internships for graduate students.	Mar. 30, 2015	The Lightning clinch their second consecutive playoff berth, and eighth in franchise history, with a 5-3 win vs. Montreal.	June 7, 2016	Lightning hire Todd Richards to serve as an assistant coach.	April 3, 2018	Andrei Vasilevskiy sets the Tampa Bay franchise record for shutouts in a single season after recording his eighth shutout of 2017-18 in a 33-save effort versus Boston
Mar. 18, 2012	Tampa Bay's top affiliate, the AHL's Norfolk Admirals, sets a league record with their 18th consecutive victory. They would go on to win 28 consecutive games, which will also carry over to the 2012-13 season.	May 29, 2015	The Lightning return to the Stanley Cup Finals for the second time in franchise history with a 2-0 win at NY Rangers in Game 7 of the 2015 Eastern Conference Finals.	Oct. 18, 2016	2016 Vincent Lecavalier honored by Tampa Bay Lightning prior to home game against the Florida Panthers.	April 3, 2018	The Lightning establish a new franchise mark for points in a season after reaching 110 points in a 4-0 shutout versus Boston, bettering the old mark of 108 points from the 2014-15 season. Tampa Bay would go on to accumulate 113 points in 2017-18
Apr. 7, 2012	Steven Stamkos becomes the first player in franchise history to score 60 goals in a 4-3 overtime win at Winnipeg.	June 3, 2015	The Lightning host Chicago in Game 1 of the 2015 Stanley Cup Finals, becoming the first team in NHL history to play four consecutive Original Six teams in the Stanley Cup Playoffs after defeating Detroit, Montreal, and NY Rangers in the first three rounds.	Dec. 17, 2016	2016 Victor Hedman becomes Tampa Bay's all-time leading scorer for a defenseman, passing Dan Boyle, with his assist on Jonathan Drouin's second period goal at Edmonton for his 254th career point.	April 6, 2018	Nikita Kucherov becomes just the third Lightning player to record 100 points in a season after notching a goal and assist in the penultimate game of the 2017-18 season
May 3, 2012	Tampa Bay Sports & Entertainment LLC announces that the Tampa Bay Times Forum will receive the largest center-hung arena HD video display board in North America, at a privately funded cost of \$5 million.	June 24, 2015	Steve Yzerman becomes the first general manager in franchise history to win the NHL's General Manager of the Year Award.	Mar. 29, 2017	Brian Bradley inducted into Sports Club of Tampa Bay Hall of Fame.	April 6, 2018	Yanni Gourde establishes a new franchise record for rookie scoring in a season, passing Brad Richards (62 points), after registering a goal and two assists versus Buffalo, giving him 64 points for 2017-18. Gourde also sets a new Lightning mark for goals in a rookie season, passing Tyler Johnson, after netting his 25th of 2017-18 against the Sabres
June 20, 2012	Steven Stamkos wins his second career Maurice "Rocket" Richard Trophy with 60 goals in the regular season.	July 24, 2015	Tod Leiweke resigns as CEO; President Steve Griggs is named CEO	Apr. 11, 2017	Jon Cooper is selected to coach Team Canada at IIHF 2017 World Championship.	April 8, 2018	Tampa Bay earns its third division title in franchise history by virtue of Boston's loss to Florida on the final day of the regular season. The Lightning also finished as the top seed in the Eastern Conference for the second time in franchise history
Jan. 21, 2013	Vincent Lecavalier becomes the 280th player to skate in 1,000 NHL games, all with Tampa Bay, in a 4-3 loss at NY Islanders.	Aug. 18, 2015	Brad Lauer is hired as an assistant coach	May 27, 2017	The Syracuse Crunch, Tampa Bay's AHL affiliate, defeat the Providence Bruins 3-1 in Game 5 of the Eastern Conference Championship to advance to the Calder Cup Finals, the third time a Lightning affiliate has advanced to the AHL championship round.	May 6, 2018	The Lightning advance to the Eastern Conference Final for the fifth time in franchise history and third time in four seasons after defeating the Boston Bruins four games to one in the Eastern Conference Semifinals
Feb. 14, 2013	The Lightning announce "Bolts Social Central", a revolutionary new social media hub at the Tampa Bay Times Forum.	Sept. 14, 2015	The Lightning team with the NHL and NHLPA to "Build the Thunder" in the Tampa Bay area with a \$6-million, five-year investment to grow the game of hockey and teach life skills lessons to Tampa Bay's young people.	May 29, 2017	National Hockey League announces Tampa Bay Lightning and city of Tampa as hosts of the 2018 NHL All-Star Weekend on Jan. 27-28 at AMALIE Arena.	June 20, 2018	Victor Hedman becomes the first Lightning player to win the Norris Trophy as the NHL's best defenseman
Mar. 24, 2013	Guy Boucher is relieved of head coaching duties.	Oct. 8, 2015	Lightning goaltender Ben Bishop stops two penalty shots in the Bolts' 3-2 overtime win over Philadelphia, becoming just the fifth goalie in the expansion era (since 1967-68) to do so in one game.	June 13, 2017	Syracuse Crunch lose Calder Cup Final in six games to Grand Rapids.	June 22, 2018	Lightning hire Jeff Halpern to serve as an assistant coach
Mar. 25, 2013	Jon Cooper is named eighth head coach in franchise history.	Oct. 8, 2015	The Lightning play the first 3-on-3 overtime in NHL history under the league's revamped overtime format, defeating the Philadelphia Flyers 3-2 on Jason Garrison's overtime goal on Opening Night.	June 23, 2017	Lightning unveil 25th anniversary logo as well as events celebrating 25 seasons of hockey history in Tampa Bay.	June 26, 2018	Former Lightning captain and 2004 Stanley Cup Champion Martin St. Louis elected to Hockey Hall of Fame
Apr. 10, 2013	Tampa attorney Jim Shimberg joins Tampa Bay Sports & Entertainment LCC as executive vice president and general counsel.	Oct. 17, 2015	Lightning goaltender Ben Bishop earns his 84th career victory with Tampa Bay in a 2-1 win over Buffalo to set a new franchise record for goalie wins.	June 26, 2017	Former Lightning captain and 2004 Stanley Cup Champion Dave Andreychuk elected to Hockey Hall of Fame.	July 12, 2018	Lightning hire Derek Lalonde to serve as an assistant coach
June 3, 2013	AHL affiliate Syracuse Crunch advance to the Calder Cup Finals in just their first season of the affiliation.	Dec. 4, 2015	Head coach Jon Cooper signs a multi-year contract extension	June 27, 2017	Strategic Property Partners, the development firm controlled by Lightning owner Jeff Vinik and Microsoft co-founder Bill Gates' investment fund Cascade Investment LLC, announces Water Street Tampa as the name of its multibillion-dollar development, mixed-use district around AMALIE Arena.	July 26, 2018	Strategic Property Partners unveils plans for Sparkman Wharf, a creative mixed-use redevelopment of the former Channelside Bay Plaza retail center, along the Garrison Channel in downtown Tampa
June 3, 2013	Rick Bowness is named as associate coach.	Dec. 28, 2015	The Lightning Community Heroes Program reaches the \$10 million milestone when Sister Claire LeBouef is honored during the Lightning's home game versus Montreal, becoming the 197th Community Hero since Jeff and Penny Vinik introduced the program in 2011-12.	June 29, 2017	Lightning announce owner and chairman Jeff Vinik to invest \$6 million in team's exclusive practice facility, the Ice Sports Forum, to create brand new locker room and training facilities.		
June 14, 2013	Martin St. Louis wins his third career Art Byng Memorial Trophy and second career Larry Ross Trophy.	Feb. 20, 2016	Lightning captain Steven Stamkos scores his 300th career goal in a 4-2 victory at the Pittsburgh Penguins, becoming the third player in Tampa Bay history to reach the milestone. At 26 years, 13 days old, Stamkos is the second-youngest active player in the NHL to score 300 goals and the ninth-youngest player overall in the league to hit 300.	Oct. 21, 2017	Steven Stamkos becomes Tampa Bay's all-time power-play goal leader, passing Vincent Lecavalier, after registering his 113th career power-play goal versus Pittsburgh		
June 27, 2013	The Lightning use a compliance buyout on the remainder of Vincent Lecavalier's contract.	March 5, 2016	Tampa Bay wins its ninth game in a row after a 4-3 overtime victory over the Carolina Hurricanes to set a new franchise record for consecutive victories.	Nov. 13, 2017	Former Lightning captain and 2004 Stanley Cup Champion Dave Andreychuk is inducted into the Hockey Hall of Fame		
Oct. 1, 2013	Martin St. Louis is named ninth team captain in franchise history.	April 5, 2016	The Lightning clinch their third-straight playoff appearance and ninth in team history despite a 3-2 loss at the New York Rangers.	Jan. 28, 2018	The Lightning play host to the 63rd NHL All-Star Game at AMALIE Arena		
Jan. 18, 2014	Martin St. Louis scores four goals in a 4-5 loss vs. San Jose, tying a franchise record set by Chris Kontos in the Lightning's inaugural game.	April 10, 2016	Jeff and Penny Vinik announce a second five-season, \$10-million pledge for the Lightning Community Hero program.	Feb. 8, 2018	Victor Hedman becomes Tampa Bay's all-time leading goal scorer for a defenseman, passing Pavel Kubina, with his 73rd career goal versus Vancouver		
Mar. 6, 2014	Steven Stamkos is named 10th team captain in franchise history.	April 28, 2016	Lightning and AHL affiliate Syracuse Crunch announce a six-year affiliation extension.	Feb. 10, 2018	Vincent Lecavalier becomes second Tampa Bay Lightning player to have jersey (No. 4) retired by the franchise		
Apr. 1, 2014	The Lightning clinch their first playoff berth since 2011, and seventh in franchise history, with a 3-1 win vs. Montreal.	May 8, 2016	The Lightning defeat the New York Islanders four games to one in a best-of-seven, second round series in the Stanley Cup Playoffs to return to the Eastern Conference Final for the second-straight season, the first time the Lightning reached the ECF in back-to-back seasons.	March 18, 2018	Tampa Bay clinches its 10th playoff appearance in team history by virtue of a 3-1 victory versus Edmonton		
Apr. 5, 2014	Lightning vice president of corporate & community affairs and former captain Dave Andreychuk is honored with a statue on Ford Thunder Alley in front of the Tampa Bay Times Forum.	May 10, 2016	Benoit Groulx is hired to become the head coach of the Lightning's AHL affiliate in Syracuse.	March 20, 2018	Andrei Vasilevskiy sets the Tampa Bay franchise record for wins in a single season after recording his 41st win of 2017-18 in a 27-save effort versus Toronto		
Apr. 7, 2014	CEO Steve Griggs is named team president; General manager Steve Yzerman is signed to a four-year contract extension.			March 22, 2018	Tampa Bay establishes a franchise record for wins in a season after earning win No. 51 in a 7-6 victory at the New York Islanders, passing the previous mark of 50 wins set by the 2014-15 squad. The Lightning would go on to win 54 games in 2017-18		
July 7, 2014	Jay Feaster joins the Lightning's front office as executive director of community hockey development.						
July 24, 2014	Owner Jeff Vinik purchases Channelside Plaza, adjacent to the Tampa Bay Times Forum.						
Sept. 3, 2014	The Lightning and local oil company Amalie Oil Co. agree to a long-term deal to rename the Tampa Bay Times Forum to Amalie Arena.						
Nov. 13, 2014	The Lightning debut new black third jerseys vs. San Jose.						

ALL-TIME INDIVIDUAL RECORDS

GOALS

MOST GOALS - CAREER

383 - Vincent Lecavalier
365 - Martin St. Louis
348 - Steven Stamkos

BY DEFENSEMAN

82 - Victor Hedman
72 - Pavel Kubina
66 - Dan Boyle

MOST GOALS - SEASON

60 - Steven Stamkos 2011-12
52 - Vincent Lecavalier 2006-07
51 - Steven Stamkos 2009-10

BY LEFT WING

32 - Fredrik Modin 2000-01
31 - Fredrik Modin 2005-06
29 - Fredrik Modin 2003-04

BY RIGHT WING

43 - Martin St. Louis 2006-07
40 - Nikita Kucherov 2016-17
39 - Nikita Kucherov 2017-18

BY CENTER

60 - Steven Stamkos 2011-12
52 - Vincent Lecavalier 2006-07
51 - Steven Stamkos 2009-10

BY DEFENSEMAN

20 - Dan Boyle 2006-07
17 - Victor Hedman 2017-18
17 - Pavel Kubina 2003-04

BY ROOKIE

25 - Yann Gourde 2017-18
24 - Tyler Johnson 2013-14
23 - 2 times, Last: Ondrej Palat
2013-14

MOST GOALS - GAME

4 - Chris Kontos, 10/7/92 vs. CHI
4 - Martin St. Louis, 1/18/14 vs. SJ
3 - 54 times, Last: J.T. Miller,
3/13/18 vs. OTT

BY DEFENSEMAN

3 - Doug Crossman, 11/7/92 @ NYI
3 - Dan Boyle, 12/23/06 vs. NYR
2 - Accomplished many times,
Last: Victor Hedman, 3/3/18
vs. PHI

BY ROOKIE

3 - Steven Stamkos 2/17/09
vs. CHI
3 - Tyler Johnson 1/25/14 vs. COL
3 - Cedric Paquette, 1/29/15
vs. DET

MOST GOALS - PERIOD

3 - 7 times, Last: Nikita Kucherov,
2/27/17 vs. OTT

MOST POWER PLAY GOALS - CAREER

126 - Steven Stamkos
112 - Vincent Lecavalier
96 - Martin St. Louis

BY DEFENSEMAN

33 - Pavel Kubina
31 - Dan Boyle
27 - Roman Hamrlík

MOST POWER PLAY GOALS - SEASON

24 - Steven Stamkos 2009-10
17 - Nikita Kucherov 2016-17
17 - Steven Stamkos 2010-11

MOST SHORTHANDED GOALS - CAREER

28 - Martin St. Louis
14 - Rob Zamuner
13 - Vincent Lecavalier

MOST SHORTHANDED GOALS - SEASON

8 - Martin St. Louis 2003-04
5 - Tyler Johnson 2013-14
5 - Vincent Lecavalier 2006-07

MOST GAME-WINNING GOALS - CAREER

64 - Martin St. Louis
60 - Vincent Lecavalier
49 - Steven Stamkos

MOST GAME-WINNING GOALS - SEASON

12 - Brayden Point 2017-18
12 - Steven Stamkos 2011-12
8 - 2 times, Last: Steven Stamkos,
2015-16

MOST HAT TRICKS - CAREER

8 - Martin St. Louis
8 - Steven Stamkos
6 - Vincent Lecavalier

MOST HAT TRICKS - SEASON

3 - Wendel Clark 1998-99
2 - 8 times, Last: Nikita Kucherov
2016-17

MOST CONSECUTIVE (TEAM) GAMES SCORING GOALS

8 - Brian Bradley 11/11-11/24/92
7 - Nikita Kucherov 10/6-10/17/17
7 - Steven Stamkos 2/13-3/11/10

ASSISTS

MOST ASSISTS - CAREER

588 - Martin St. Louis
491 - Vincent Lecavalier
339 - Brad Richards

BY DEFENSEMAN

282 - Victor Hedman
187 - Dan Boyle
171 - Pavel Kubina

MOST ASSISTS - SEASON

68 - Martin St. Louis 2010-11
68 - Brad Richards 2005-06
65 - Martin St. Louis 2009-10

BY LEFT WING

55 - Cory Stillman 2003-04
36 - Ondrej Palat 2013-14
35 - Ondrej Palat 2016-17

BY CENTER

68 - Brad Richards 2005-06
59 - Steven Stamkos 2017-18
57 - Brad Richards 2002-03
57 - Vaclav Prospal 2002-03

BY RIGHT WING

68 - Martin St. Louis 2010-11
65 - Martin St. Louis 2009-10
61 - Nikita Kucherov 2017-18

BY DEFENSEMAN

56 - Victor Hedman 2016-17
49 - Roman Hamrlík 1995-96
46 - Victor Hedman 2017-18

BY ROOKIE

41 - Brad Richards 2000-01
39 - Yann Gourde 2017-18
36 - Ondrej Palat 2013-14

MOST ASSISTS - GAME

5 - Mark Recchi 3/1/09 at CGY
5 - Martin St. Louis 11/18/10 @ PHI
4 - 10 times, Last: Alex Killorn,
10/12/17 vs. Pittsburgh

BY DEFENSEMAN

4 - Adrian Aucoin 3/3/01 @ NYI
4 - Pavel Kubina 11/22/00 vs. ATL
4 - Joe Reekie 10/7/92 vs. CHI

BY ROOKIE

3 - Brad Richards 1/30/01 @ FLA
3 - Brad Richards 10/15/00 vs. ATL
3 - Rob Zamuner 10/7/92 vs. CHI
3 - Victor Hedman 2/11/10 vs. BOS

MOST ASSISTS - PERIOD

3 - 20 times, Last: Alex Killorn,
10/12/17 vs. PIT (2nd)

MOST CONSECUTIVE (TEAM) GAMES WITH AN ASSIST

10 - 3 times, Last: Martin St. Louis
10/6-10/31/09
8 - 4 times, Last: Martin St. Louis
1/13-2/2/12

POINTS

MOST POINTS - CAREER

953 - Martin St. Louis
874 - Vincent Lecavalier
668 - Steven Stamkos

BY DEFENSEMAN

364 - Victor Hedman
253 - Dan Boyle
243 - Pavel Kubina

MOST POINTS - SEASON

108 - Vincent Lecavalier (52g-56a)
2006-07
102 - Martin St. Louis (43g-59a)
2006-07
100 - Nikita Kucherov (39g-61a)
2017-18

BY LEFT WING

80 - Cory Stillman (25g-55a)
2003-04
80 - Vaclav Prospal (25g-55a)
2005-06
59 - Ondrej Palat (23g-36a)
2013-14

BY CENTER

108 - Vincent Lecavalier (52g-56a)
2006-07
97 - Steven Stamkos (60g-37a)
2011-12
95 - Steven Stamkos (51g-44a)
2009-10

BY RIGHT WING

102 - Martin St. Louis (43g-59a)
2006-07
100 - Nikita Kucherov (39g-61a)
2017-18
99 - Martin St. Louis (31g-68a)
2010-11

BY LEFT WING

80 - Cory Stillman (25g-55a)
2003-04
80 - Vaclav Prospal (25g-55a)
2005-06
59 - Ondrej Palat (23g-36a)
2013-14

BY CENTER

108 - Vincent Lecavalier (52g-56a)
2006-07
97 - Steven Stamkos (60g-37a)
2011-12
95 - Steven Stamkos (51g-44a)
2009-10

BY RIGHT WING

102 - Martin St. Louis (43g-59a)
2006-07
100 - Nikita Kucherov (39g-61a)
2017-18
99 - Martin St. Louis (31g-68a)
2010-11

BY DEFENSEMAN

72 - Victor Hedman (16g-56a)
2016-17
65 - Roman Hamrlík (16g-49a)
1995-96
63 - Dan Boyle (20g-43a)
2006-07
63 - Victor Hedman (17g-46a)
2017-18

BY ROOKIE

64 - Yann Gourde (25g-39a)
2017-18
62 - Brad Richards (21g-41a)
2000-01
59 - Ondrej Palat (23g-36a)
2013-14

MOST POINTS - GAME

6 - Doug Crossman 11/7/92 (3g-3a)
@ NYI
5 - 9 times, Last: Steven Stamkos
3/3/2018 (2g-3a) vs. PHI

BY DEFENSEMAN

6 - Doug Crossman 11/7/92 (3g-3a)
@ NYI
5 - Pavel Kubina 11/22/00 (1g-4a)
vs. ATL
4 - 5 times, Last: Victor Hedman
(2g-2a) vs. PHI

BY ROOKIE

3 - 24 times, Last: Yann Gourde
4/6/18 (1g-2a) vs. Buffalo

MOST POINTS - PERIOD

4 - Pavel Kubina (1g-3a) 11/22/00
vs. ATL (2nd)
4 - Dan Boyle (3g-1a) 12/23/06 vs.
NYR (3rd)
4 - Vincent Lecavalier (2g-2a)
11/14/07 (2nd)
4 - Martin St. Louis (1g-3a) 2/17/09
(1st)

MOST POWER PLAY POINTS - CAREER

300 - Martin St. Louis
297 - Vincent Lecavalier
238 - Steven Stamkos

BY DEFENSEMAN

126 - Dan Boyle
105 - Victor Hedman
103 - Pavel Kubina

MOST POWER PLAY POINTS - SEASON

46 - Brad Richards (7g-39a)
2005-06
42 - Roman Hamrlík (12g-30a)
1995-96
41 - 3 times, Last: Martin St. Louis
(4g-37a) 2010-11

MOST POINTS AT HOME - SEASON

57 - Steven Stamkos (36g-21a)
2011-12
54 - Steven Stamkos (28g-26a)
2009-10
53 - Nikita Kucherov (22g-31a)
2017-18
53 - Vincent Lecavalier (23g-30a)
2007-08

BY DEFENSEMAN

42 - Victor Hedman (9g-33a)
2016-17
40 - Roman Hamrlík (10g-30a)
1995-96
38 - Dan Boyle (13g-25a) 2006-07

BY ROOKIE

36 - Ondrej Palat (19g-17a)
2013-14
35 - Brad Richards (12g-23a)
2000-01
30 - Tyler Johnson (15g-15a)
2013-14

MOST POINTS ON ROAD - SEASON

61 - Vincent Lecavalier (25g-36a)
2006-07
56 - Martin St. Louis (25g-31a)
2006-07
47 - Nikita Kucherov (17g-30a)
2017-18
47 - Martin St. Louis (11g-36a)
2010-11
47 - Martin St. Louis (16g-31a)
2003-04

BY DEFENSEMAN

30 - Victor Hedman (8g-22a)
2017-18
30 - Victor Hedman (7g-23a)
2016-17
28 - Dan Boyle (7g-21a) 2002-03

BY ROOKIE

35 - Yann Gourde (12g-23a)
2017-18
27 - Brad Richards (9g-18a)
2000-01
23 - Ondrej Palat (4g-19a) 2013-14

MOST CONSECUTIVE (TEAM) GAMES WITH A POINT

18 - Steven Stamkos 1/19-3/11/10
(17g-16a-33p)
13 - Brian Bradley 11/1-11/24/92
(10g-9a-19p)
13 - Martin St. Louis 2/5-3/3/04
(8g-15a-23p)
13 - Vaclav Prospal 10/26-
11/20/05 (8g-15a-23p)

MOST POINTS TWO

CONSECUTIVE (TEAM) GAMES
8 - Vincent Lecavalier 11/14-
11/16/07 (4g-4a)
7 - Nikita Kucherov 2/27-3/1/17
(4g-3a)
7 - Vincent Lecavalier 11/2-11/4/06
(1g-6a)
7 - Martin St. Louis 12/7-12/9/06
(1g-6a)
7 - Martin St. Louis 11/17-11/18/10
(1g-6a)

MOST POINTS THREE CONSECUTIVE (TEAM) GAMES

10 - Vincent Lecavalier 11/14-
11/19/07 (5g-5a)
10 - Vincent Lecavalier 11/10-
11/16/07 (4g-6a)
9 - Steven Stamkos 10/17-10/21/17
(2g-7a)
9 - Nikita Kucherov 2/21-2/27/17
(5g-4a)
9 - Vincent Lecavalier 11/8-
11/14/07 (4g-5a)
9 - Martin St. Louis 12/7-12/12/06
(2g-7a)

MOST SEASONS

14 - Vincent Lecavalier
13 - Martin St. Louis
10 - Pavel Kubina
10 - Steven Stamkos

MOST GAMES PLAYED

1037 - Vincent Lecavalier
972 - Martin St. Louis
664 - Steven Stamkos

MOST CONSECUTIVE GAMES PLAYED

499 - Martin St. Louis 11/17/05-
12/6/11
388 - Cory Sarich 11/25/01 -
4/7/07
344 - Brad Richards 1/20/03-
2/23/08

MOST SHOTS - SEASON

339 - Vincent Lecavalier 2006-07
318 - Vincent Lecavalier 2007-08
309 - Vincent Lecavalier 2005-06

BY DEFENSEMAN

281 - Roman Hamrlík 1995-96
238 - Roman Hamrlík 1996-97
216 - Victor Hedman 2017-18

MOST SHOTS - GAME

14 - John Tucker 12/16/92 @ SJ
12 - Brad Richards 3/7/03 vs. COL
12 - Vincent Lecavalier 3/11/2011
vs. OTT

BY DEFENSEMAN

9 - Victor Hedman 12/21/17 vs.
OTT
9 - Shawn Chambers 1/21/93
vs. TOR

HIGHEST PLUS-MINUS - CAREER

102 - Ondrej Palat
78 - Nikita Kucherov
68 - Anton Stralman

HIGHEST PLUS-MINUS - SEASON

38 - Nikita Kucherov 2014-15
35 - Martin St. Louis 2003-04
34 - Yann Gourde 2017-18

BY DEFENSEMAN

32 - Victor Hedman 2017-18
29 - Anton Stralman 2017-18
29 - Brad Lukowich 2003-04

HIGHEST PLUS-MINUS - GAME

+6 - Matt Carle 1/11 vs. PHI
+5 - 11 times, Last: Yann Gourde
and Alex Killorn 4/6/18 vs. BUF

BY DEFENSEMAN

+6 - Matt Carle 1/11 vs. PHI
+5 - 6 times, Last: Anton Stralman
3/6/18 vs. FLA

PENALTIES

MOST PENALTY MINUTES - CAREER

828 - Chris Gratton
784 - Pavel Kubina
746 - Vincent Lecavalier

BY DEFENSEMAN

784 - Pavel Kubina
604 - Enrico Ciccone
554 - Cory Sarich

MOST PENALTY MINUTES - SEASON

265 - Zemon Konopka 2009-10
258 - Enrico Ciccone 1995-96
225 - Enrico Ciccone 1994-95

BY DEFENSEMAN

258 - Enrico Ciccone 1995-96
225 - Enrico Ciccone 1994-95
170 - Petr Svoboda 1999-00

MOST PENALTY MINUTES - GAME

49 - Darcy Tucker 12/27/99 vs. FLA
36 - Chris Joseph 3/9/94 @ HFD
32 - Enrico Ciccone 4/11/95 vs. NYI

MOST MAJOR PENALTIES - CAREER

44 - Rudy Poeschek
42 - Andre Roy
38 - Zemon Konopka

MOST MISCONDUCT PENALTIES - CAREER

16 - Steve Downie
13 - Andre Roy
11 - Enrico Ciccone
11 - Chris Gratton

GOALTENDING

MOST SEASONS

7 - Daren Puppa
5 - Ben Bishop
4 - J.C. Bergeron
4 - Nikolai Khabibulin
4 - Mike Smith
4 - Andrei Vasilevskiy
4 - Derek Wilkinson

MOST GAMES PLAYED - CAREER

227 - Ben Bishop

206 - Daren Puppa
192 - Nikolai Khabibulin

MOST GAMES PLAYED - SEASON

70 - Nikolai Khabibulin 2001-02
65 - Andrei Vasilevskiy 2017-18
65 - Nikolai Khabibulin 2002-03

MOST MINUTES PLAYED - CAREER

13,005 - Ben Bishop
11,576 - Daren Puppa
11,080 - Nikolai Khabibulin

MOST MINUTES PLAYED - SEASON

3,896 - Nikolai Khabibulin
2001-02
3,825 - Andrei Vasilevskiy 2017-18
3,787 - Nikolai Khabibulin
2002-03

MOST WINS - CAREER

131 - Ben Bishop
85 - Andrei Vasilevskiy
83 - Nikolai Khabibulin

MOST WINS - SEASON

44 - Andrei Vasilevskiy 2017-18
40 - Ben Bishop 2014-15
37 - Ben Bishop 2013-14

MOST LOSSES - CAREER

91 - Daren Puppa
74 - Nikolai Khabibulin
64 - Ben Bishop

MOST LOSSES - SEASON

33 - Daren Puppa 1993-94
33 - Kevin Weekes 2000-01
32 - Nikolai Khabibulin 2001-02

MOST TIES - CAREER

28 - Nikolai Khabibulin
26 - Daren Puppa
7 - Pat Jablonski

MOST TIES - SEASON

11 - Nikolai Khabibulin 2002-03
10 - Nikolai Khabibulin 2001-02
9 - Daren Puppa 1995-96

MOST SHOOTOUT WINS - CAREER

13 - Ben Bishop
8 - Andrei Vasilevskiy
7 - Johan Holmqvist

BEST GAA - CAREER (MIN. 50 GP)

2.28 - Ben Bishop
 2.39 - Nikolai Khabibulin
 2.61 - Andrei Vasilevskiy

BEST GAA - SEASON (MIN. 30 GP)

2.06 - Ben Bishop 2015-16
 2.23 - Ben Bishop 2013-14
 2.32 - Ben Bishop 2014-15

BEST SAVE PERCENTAGE - CAREER (MIN. 50 GP)

.921 - Ben Bishop
 .917 - Andrei Vasilevskiy
 .914 - Nikolai Khabibulin

BEST SAVE PERCENTAGE - SEASON (MIN. 30 GP)

.926 - Ben Bishop 2015-16
 .924 - Ben Bishop 2013-14
 .920 - Nikolai Khabibulin 2001-02

MOST SAVES - CAREER

5,728 - Ben Bishop
 4,959 - Daren Puppa
 4,715 - Nikolai Khabibulin

MOST SAVES - SEASON

1,908 - Andrei Vasilevskiy 2017-18
 1,761 - Nikolai Khabibulin 2001-02
 1,758 - Ben Bishop 2013-14

MOST SAVES - GAME

48 - Ben Bishop 1/19/14 at Carolina
 47 - Antero Niittymaki 3/25/10 at Boston
 45 - Andrei Vasilevskiy 3/6/18 vs. Florida

45 - Andrei Vasilevskiy 12/20/14 at NY Islanders
 45 - Dwayne Roloson 2/16/12 vs. San Jose
 45 - Kevin Weekes 11/21/01 at Washington
 45 - Daren Puppa 11/27/95 vs. Los Angeles

MOST SAVES AT HOME - GAME

45 - Andrei Vasilevskiy 3/6/18 vs. FLA
 45 - Daren Puppa 11/27/95 vs. LAK
 45 - Dwayne Roloson 2/16/12 vs. SJS

MOST SAVES ON ROAD - GAME

48 - Ben Bishop 1/19/14 at Carolina
 47 - Antero Niittymaki 3/25/10 at Boston
 45 - Kevin Weekes 11/21/01 at Washington
 45 - Andrei Vasilevskiy 12/20/14 at NY Islanders

MOST SHUTOUTS - CAREER

17 - Ben Bishop
 14 - Nikolai Khabibulin
 12 - Daren Puppa
 12 - Andrei Vasilevskiy

MOST SHUTOUTS - SEASON

8 - Andrei Vasilevskiy 2017-18
 7 - Nikolai Khabibulin 2001-02
 6 - Ben Bishop 2015-16

MOST PENALTY MINUTES - SEASON

29 - Dan Cloutier 1999-00
 23 - Mike Smith 2008-09
 14 - Andrei Vasilevskiy 2017-18
 14 - Mike Smith 2009-10
 14 - John Grahame 2005-06
 14 - Mark Fitzpatrick 1997-98

MOST CONSECUTIVE GAMES PLAYED

25 - Mark Fitzpatrick 1/21-3/28/98
 17 - Rick Tabaracci 2/1-3/8/97,
 12/4/96-1/8/97

MOST CONSECUTIVE GAMES STARTED

25 - Mark Fitzpatrick 1/21-3/28/98
 16 - Ben Bishop 1/14-3/4/14
 13 - Nikolai Khabibulin 10/28-11/23/02

MOST CONSECUTIVE VICTORIES (IN DECISIONS)

9 - Andrei Vasilevskiy 10/9-10/30/17
 9 - John Grahame 11/14 - 12/10/05
 8 - Nikolai Khabibulin 2/23 - 3/6/04

MOST CONSECUTIVE GAMES UNBEATEN (IN DECISIONS)

16 - Nikolai Khabibulin 2/15-4/2/03 (12-0-4)
 14 - Andrei Vasilevskiy 10/9-11/16/17 (13-0-1)
 13 - Ben Bishop 12/5/13-1/16/14 (9-0-3)

TEAM RECORDS**POINTS**

113 - 2017-18 (54-23-5)
 108 - 2014-15 (50-24-8)
 106 - 2003-04 (46-22-8-6)

AT HOME

65 - 2014-15 (32-8-1)
 60 - 2017-18 (29-10-2)
 56 - 2013-14 (25-10-6)

ON ROAD

53 - 2017-18 (25-13-3)
 51 - 2003-04 (22-12-4-3)
 48 - 2006-07 (22-15-4)
 48 - 2010-11 (21-14-6)

FEWEST POINTS

37 - 1994-95* (17-28-3)
 40 - 2012-13* (18-26-4)
 44 - 1997-98 (17-55-10)

AT HOME

20 - 1994-95* (10-14-0)
 26 - 2012-13* (12-10-2)
 27 - 1992-93 (12-26-3)

ON ROAD

14 - 2012-13* (6-16-2)
 15 - 1997-98 (6-32-3)
 17 - 1994-95* (7-14-3)

*-Season shortened to 48 games due to lockout

MOST WINS

54 - 2017-18
 50 - 2014-15
 46 - 2015-16
 46 - Andrei Vasilevskiy 2017-18
 46 - 2013-14
 46 - 2010-11
 46 - 2003-04

AT HOME

32 - 2014-15
 29 - 2017-18
 25 - 2015-16
 25 - 2013-14
 25 - 2011-12
 25 - 2010-11
 25 - 2005-06

ON ROAD

25 - 2017-18
 22 - 2003-04
 22 - 2006-07

FEWEST WINS

17 - 1994-95*
 17 - 1997-98
 18 - 2012-13*

AT HOME

10 - 1994-95*
 11 - 1997-98
 12 - 1992-93
 12 - 1998-99
 12 - 2008-09
 12 - 2012-13*

ON ROAD

6 - 1997-98
 6 - 1999-00
 6 - 2012-13*

FEWEST REGULATION LOSSES

22 - 2003-04
 23 - 2017-18
 24 - 2014-15

AT HOME

8 - 2014-15
 9 - 2002-03
 10 - 2017-18
 10 - 2013-14
 10 - 2003-04

ON ROAD

12 - 2003-04
 13 - 2017-18
 14 - 2010-11
 14 - 1994-95*

*-Season shortened to 48 games due to lockout

MOST REGULATION LOSSES

55 - 1997-98
 54 - 1998-99
 54 - 1992-93

AT HOME

26 - 1992-93
 25 - 1998-99
 23 - 1997-98

ON ROAD

32 - 1997-98
 29 - 1998-99
 27 - 1992-93
 27 - 1999-00

MOST TIES

16 - 2002-03
 12 - 1995-96
 11 - 1993-94
 11 - 2001-02

AT HOME

8 - 1996-97
 7 - 1997-98
 7 - 2002-03

ON ROAD

9 - 2002-03
 7 - 1995-96
 6 - 2001-02

FEWEST TIES

3 - 1994-95*
 6 - 2000-01
 7 - 1992-93

AT HOME

0 - 1994-95*
 3 - 1992-93
 3 - 2000-01

ON ROAD

2 - 1996-97
 3 - 1994-95*
 3 - 1997-98
 3 - 2000-01

*-Season shortened to 48 games due to lockout

MOST OVERTIME WINS

13 - 2011-12
 8 - 2010-11
 7 - 2015-16

MOST OVERTIME LOSSES

8 - 2007-08
 8 - 2008-09
 8 - 2011-12
 7 - 1999-00
 7 - 2016-17

MOST SHOOTOUT WINS

10 - 2006-07
 10 - 2013-14
 6 - 2017-18
 6 - 2010-11

MOST SHOOTOUT LOSSES

10 - 2008-09
 7 - 2009-10
 6 - 2013-14

STREAKS**LONGEST UNBEATEN**

13 - (7-0-6) 3/7-4/2/03
 11 - (10-0-1) 2/23-3/12/04
 9 - (9-0-0) 2/18-3/5/16

AT HOME

10 - (9-0-1) 1/29-3/12/04
 9 - (9-0-0) 1/2-2/12/16
 9 - (5-0-4) 2/25-4/2/03

ON ROAD

7 - (6-0-1) 2/23-3/10/04
 7 - (7-0-0) 1/7-2/1/07
 6 - (6-0-0) 10/19-11/12/17
 6 - (6-0-0) 2/20-3/3/16
 6 - (5-0-1) 12/28/93-1/12/94
 6 - (4-0-2) 3/14-3/31/03

LONGEST WINNING

9 - 2/18-3/5/16
 8 - 2/23-3/6/04
 6 - 1/18-2/1/11

AT HOME

9 - 1/2-2/12/16
 8 - 11/22-12/28/17
 8 - 3/17-4/8/06

ON ROAD

7 - 1/7-2/1/07
 6 - 10/19-11/12
 6 - 2/20-3/3/16
 6 - 1/8-2/7/08

LONGEST GAMES WITH A POINT

18 - 2/5-3/12/04
 13 - 3/7-4/2/03

AT HOME

13 - 1/3-3/12/04
 9 - 1/2-2/12/16
 9 - 10/8-11/14/09
 9 - 2/25-4/2/03

ON ROAD

10 - 2/5-3/10/04
 10 - 1/5-2/20/08
 8 - 10/16-11/12/17

LONGEST WINLESS (INCLUDING OT AND SHOOTOUT LOSSES)

16 - (0-15-1) 10/10-11/17/97
 16 - (0-14-2) 1/2-2/5/98
 12 - (0-8-2-2) 12/14/99-11/10/00

AT HOME

11 - (0-10-1) 1/2-2/26/98
 9 - (0-8-1) 3/9-4/10/93
 9 - (0-9-0) 11/10/98 to 12/26/98

ON ROAD

17 - (0-11-3-3) 12/2/99-2/19/00
 16 - (0-15-1) 10/10-12/10/97
 12 - (0-10-1-1) 1/16-3/1/01

LONGEST LOSING (REGULATION LOSSES)

13 - 1/3-2/2/98
 10 - 10/24-11/17/97
 9 - 2 times, last - 11/10-12/3/98

AT HOME

10 - 1/3/98-2/26/98
 9 - 11/10-12/26/98
 7 - 3/1-3/28/00

ON ROAD

11 - 10/24-12/10/97
 8 - 12/21/98-1/15/99
 8 - 1/7/00-2/19/00

SCORING**MOST GOALS SCORED - SEASON**

290 - 2017-18
 262 - 2014-15
 246 - 2005-06

AT HOME

145 - 2017-18
 139 - 2014-15
 138 - 1995-96

ON ROAD

145 - 2017-18
 128 - 2006-07
 125 - 2005-06

MOST GOALS - GAME

9 - 11/8/03 in 9-0 win vs. PIT
 8 - 8 times, last - 10/30/17 In 8-5 win at FLA

AT HOME

9 - 11/8/03 in 9-0 win vs. PIT
 8 - 6 times, last - 2/1/13 in 8-3 win vs. WPG

ON ROAD

8 - 10/30/17 in 8-5 win at Florida
 8 - 11/18/10 in 8-7 win at Philadelphia
 8 - 3/1/09 in 8-6 win at Calgary

MOST GOALS SCORED - PERIOD

6 - 12/19/95 in 6-3 win vs. WPG (3rd period)
 5 - 7 times, last - 3/30/18 In 7-3 win at NYR (3rd period)

AT HOME

6 - 12/19/95 in 6-3 win vs. WPG (3rd period)
 5 - 6 times, last - 2/23/11 in 8-3 win vs. PHX (1st period)

ON ROAD

5 - 3/30/18 in 7-3 win at NYR (3rd period)
 4 - Accomplished many times, Last: 3/22/18 in 7-6 win at NYI (2nd)

FEWEST GOALS SCORED - SEASON

120 - 1994-95*
 148 - 2012-13*
 151 - 1997-98

AT HOME

63 - 1994-95*
 82 - 2012-13*
 88 - 1997-98

ON ROAD

57 - 1994-95*
 63 - 1997-98
 66 - 2012-13*

FEWEST GOALS OPPONENTS - SEASON

144 - 1994-95*
 150 - 2012-13*
 192 - 2003-04

AT HOME

69 - 1994-95*
 69 - 2012-13*
 88 - 2014-15

ON ROAD

75 - 1994-95*
 81 - 2012-13*
 95 - 2003-04

*-Season shortened to 48 games due to lockout

MOST GOALS OPPONENTS - SEASON

332 - 1992-93
 310 - 1999-00
 292 - 1998-99

AT HOME

155 - 1992-93
 151 - 1999-00
 132 - 2008-09

ON ROAD

166 - 1992-93
 165 - 1998-99
 159 - 1999-00

MOST GOALS OPPONENT - GAME

10 - 5 times, last - 2/3/99 in 1-10 loss @ WAS

AT HOME

10 - 11/10/98 in 2-10 loss vs. NYR
 9 - 4 times, last - 3/7/09 in 3-9 loss vs. CAR

ON ROAD

10 - 4 times, last - 2/3/99 in 1-10 loss @ WAS

MOST GOALS OPPONENT - PERIOD

8 - 2/3/99 in 1-10 loss @ WAS (2nd period)
 7 - 11/20/06 in 2-7 loss @ BUF (2nd period)

AT HOME

6 - 3/7/09 in 3-9 loss vs. CAR (2nd period)

ON ROAD

8 - 2/3/99 in 1-10 loss @ WAS (2nd period)
 7 - 11/20/06 in 2-7 loss @ BUF (2nd period)

MOST GOALS BOTH TEAMS - GAME

16 - 12/5/92 in 7-9 loss vs. DET
 15 - 11/23/92 in 5-10 loss @ DET
 15 - 12/13/07 in 6-9 loss vs. CGY
 15 - 11/18/10 in 8-7 win @ PHI

AT HOME

16 - 12/5/92 in 7-9 loss vs. DET
 15 - 12/13/07 in 6-9 loss vs. CGY
 13 - 10/18/02 in 8-5 win vs. ATL
 13 - 4/6/10 in 5-8 loss vs. CAR

ON ROAD

15 - 11/23/92 in 5-10 loss @ DET
 15 - 11/18/10 in 8-7 win @ PHI
 14 - 3/1/09 in 8-6 win @ CGY
 13 - 3/22/18 in 7-6 win @ NYI
 13 - 10/30/17 in 8-5 win @ FLA
 13 - 3/9/06

Fedotenko)
AT HOME
:11 - 3 times, last - 2/4/06 in 5-0 win vs. WSH (1st period) (Ruslan Fedotenko)
:12 - 4/8/96 in 4-3 win vs. NYI (2nd period) (Chris Gratton)
:12 - 12/14/02 in 4-3 win vs. NYI (1st period) (Cory Sarich)

ON ROAD
:09 - 1/16/94 in 3-2 win @ WPG (overtime) (Mikael Andersson)
:09 - 3/20/06 in a 5-6 @ FLA (2nd period) (Ruslan Fedotenko)
:12 - 02/01/18 In 7-4 win @ CGY (3rd period) (Alex Killorn)
:12 - 10/23/02 in 2-2 tie @ CLB (3rd period) (Dave Andreychuk)

FASTEST GOAL AGAINST START OF PERIOD
:06 - 11/25/96 in 2-4 loss @ MTL (2nd period) (Brian Savage)
:07 - 4/6/03 in 2-6 loss @ ATL (2nd period) (Kamil Piroš)
:07 - 1/5/11 in 1-8 loss @ PIT (1st period) (Evgeni Malkin)
:08 - 12/15/07 in 2-3 loss vs. WSH (2nd period) (David Steckel)

AT HOME
:08 - 12/15/07 in 2-3 loss vs. WSH (2nd period) (David Steckel)
:10 - 3 times, last - 12/27/07 in 2-5 loss vs. MTL (2nd period) (Alex Kovalev)

ON ROAD
:06 - 11/25/96 in 2-4 loss @ MTL (2nd period) (Brian Savage)
:07 - 4/6/03 in 2-6 loss @ ATL (2nd period) (Kamil Piroš)
:07 - 1/5/11 in 1-8 loss @ PIT (1st period) (Evgeni Malkin)

FASTEST 2 GOALS - TEAM
:09 - 3/25/16 in 7-4 win vs. NYI (13:42 of 1st, 13:51 of 1st - Nikita Kucherov, Vladislav Namestnikov)
:09 - 1/9/04 in 4-1 win @ NJD (6:38 of 3rd, 6:47 of 3rd - Dave Andreychuk, Fredrik Modin)
:09 - 1/14/14 in 2-1 win @ NYR (1:10 of 2nd, 1:19 of 2nd - Victor Hedman, Nikita Kucherov)

FASTEST 2 GOALS - PLAYER
:11 - 2/12/12 in 2-4 loss @ PIT (9:58 of 1st, 10:09 of 1st) (Steve Downie)
:16 - 10/3/97 in 3-4 loss vs. NJD (17:51 of 3rd, 18:07 of 3rd) (Jason Wiemer)
:28 - 4/10/94 in 4-6 loss @ HFD (3:30 of 1st, 3:58 of 1st) (Denis Savard)

FASTEST 2 GOALS - OPPOSING TEAM
:07 - 2/28/98 in 5-2 win vs. WSH (5:50 of 2nd, 5:57 of 2nd - Calle Johansson, Jan Bulis)
:09 - 10/28/06 in 4-6 loss @ CAR

(8:23 of 1st, 8:32 of 1st - Eric Staal, Kevyn Adams)
:10 - 3 times, last - 2/25/01 in 4-5 loss @ BUF (10:59 of 2nd, 11:09 of 2nd - Miroslav Satan, Vladimir Tsylplakov)

FASTEST 2 GOALS - OPPOSING PLAYER
:15 - 2/5/94 in 3-6 loss @ WSH (14:44 of 1st, 14:59 of 1st) (Peter Bondra)
:21 - 1/18/14 in 5-4 loss vs. SJS (12:48 of 3rd, 13:09 of 3rd) (Joe Pavelski)
:26 - 3/26/02 in 2-7 loss @ TOR (6:09 of 3rd, 6:35 of 3rd) (Tie Domi)

FASTEST 2 GOALS - BOTH TEAMS
:04 - 10/28/98 in 3-5 loss @ ANA (19:51 of 3rd, 19:55 of 3rd - Wendel Clark (TBL), Teemu Selanne (ANA))
:09 - 2/5/08 in 5-4 win @ STL (14:55 of 3rd, 15:04 of 3rd - Nick Tarnasky (TBL), Jamal Mayers (STL))
:10 - 11/4/06 in 5-6 OT loss @ BOS (11:03 of 2nd, 11:13 of 2nd - Phil Kessel (BOS), Nikita Alexeev (TBL))

FASTEST 3 GOALS - LIGHTNING TEAM
:42 - 3/11/08 in 8-4 win vs. NYI (17:43, 18:15, 18:25 of 3rd - Vincent Lecavalier, Michel Ouellet, Jason Ward)
:47 - 4/10/94 in 4-6 loss @ HFD (3:11, 3:30, 3:59 of 1st - John Tucker, Denis Savard(2))
1:08 - 11/9/17 in 5-2 win at LAK (9:27, 10:01, 10:35 of 1st - Nikita Kucherov, Alex Killorn, Victor Hedman)

FASTEST 3 GOALS - LIGHTNING PLAYER
6:17 - 10/26/06 in 5-1 win vs. CAR (10:46 of 2nd - 17:03 of 2nd) (Martin St. Louis)
6:23 - 1/18/14 in 5-4 loss vs. SJS (15:44 of 1st - 2:07 of 2nd) (Martin St. Louis)
9:43 - 1/15/04 in 5-4 win vs. CAR (3:24 of 1st - 13:07 of 1st) (Martin St. Louis)

FASTEST 3 GOALS - OPPOSING TEAM
:36 - 4/15/93 in 5-6 loss @ STL (19:38, 19:48 of 1st, 0:14 of 2nd - Kevin Miller, Bob Bassen (2))
:39 - 11/14/96 in 3-5 loss @ STL (13:15, 13:27, 13:54 of 3rd - Stephane Matteau, Pierre Turgeon, Jim Campbell)

FASTEST 3 GOALS - OPPOSING PLAYER
2:06 - 2/5/94 in 3-6 loss @ WSH (14:44 of 1st - 16:50 of 1st) (Peter Bondra)
3:57 - 2/5/94 in 3-6 loss @ WSH (14:59 of 1st - 18:56 of 1st) (Peter Bondra)
4:10 - 11/8/06 in 4-3 win @ PIT (15:37 of 2nd - 19:47 of 2nd) (Nils

Ekman)
FASTEST 3 GOALS - BOTH TEAMS
:34 - 1/1/14 in 4-2 win vs. VAN (15:27, 15:47, 16:01 of 2nd) - Valtteri Filppula (TBL), Tyler Johnson (TBL), Zac Dalpe (VAN)
:42 - 12/21/93 in 3-8 loss @ PIT (3:21, 3:46, 4:03 of 3rd) - Rob Zamuner (TBL), Doug Brown (PIT), Rob DiMaio (TBL)
:42 - 2/5/94 in 3-6 loss @ WSH(14:17, 14:44, 14:59 of 1st) - Shawn Chambers (TBL), Peter Bondra (WAS) (2)

LONGEST SHUTOUT STREAK
158:42 - 1/26-1/29/06

AT HOME
153:10 - 10/20-11/4/11

ON ROAD
190:25 - 1/20-1/29/06

MOST CONSECUTIVE GAMES WITHOUT BEING SHUT OUT
125 - 12/14/13-3/28/15
76 - 1/6/02-12/23/02
74 - 11/27/10-11/9/12

LONGEST SCORELESS STREAK
166:34 - 3/19-3/24/00

AT HOME
139:14 - 1/30-2/8/97

ON ROAD
157:29 - 3/13-3/18/96

GREATEST MARGIN OF VICTORY
9 - 11/8/03 in 9-0 win vs. Pittsburgh
8 - 12/7/06 in 8-0 win vs. Atlanta
6 - 7x, Last: 10/21/17 In 7-1 win vs. Pittsburgh

AT HOME
9 - 11/8/03 in 9-0 win vs. PIT
8 - 12/7/06 in 8-0 win vs. ATL
6 - 10/21/17 in 7-1 win vs. PIT
6 - 11/22/00 in 8-2 win vs. ATL
6 - 1/23/11 in 7-1 win vs. ATL

ON ROAD
6 - 3 times, last - 1/28/06 in 6-0 win @ PHI
5 - 10 times, last - 11/1/16 In 6-1 win at NYI

GREATEST MARGIN OF DEFEAT
10 - 1/2/96 in 0-10 loss @ CGY
10 - 11/1/95 in 0-10 loss @ PIT
9 - 2/3/99 in 1-10 loss @ WSH

AT HOME
8 - 11/10/98 in 2-10 loss vs. NYR
8 - 4/8/93 in 1-9 loss vs. DET
8 - 2/8/00 in 0-8 loss vs. SJS

ON ROAD
10 - 1/2/96 in 0-10 loss @ CGY
10 - 11/1/95 in 0-10 loss @ PIT

ON ROAD
13 - 3/30/18 In 7-3 win at NYR (3rd period) (5g-8a)
12 - 12 times, last - 3/22/18 In 7-6

9 - 2/3/99 in 1-10 loss @ WSH

AT HOME
9 - 11/8/03 in 9-0 win vs. PIT
8 - 12/7/06 in 8-0 win vs. ATL
7 - 10/21/17 in 7-1 win vs. PIT
7 - 1/23/11 in 7-1 win vs. ATL
7 - 2/23/11 in 8-3 win vs. PHX

ON ROAD
6 - 7 times, last - 11/1/16 in 6-1 win @ NYI

MOST CONSECUTIVE GOALS OPPONENTS - GAME
10 - 11/8/10 in 0-10 loss @ CGY
10 - 11/1/95 in 0-10 loss @ PIT
9 - 2/3/99 in 1-10 loss @ WAS

AT HOME
8 - 4/9/93 in 1-9 loss vs. DET
8 - 2/8/00 in 0-8 loss vs. SJS
7 - 2/28/06 in 2-8 loss vs. FLA
7 - 4/6/07 in 2-7 loss vs. FLA

ON ROAD
10 - 1/2/96 in 0-10 loss @ CGY
10 - 11/1/95 in 0-10 loss @ PIT
9 - 2/3/99 in 1-10 loss @ WAS

MOST POINTS - GAME
24 - 11/18/10 in 8-7 win @ PHI (8g-16a)
23 - 11/8/03 in 9-0 win vs. PIT (9g-14a)
22 - 4 times, last - 2/1/13 in 8-3 win vs. WPG (8g-14a)

AT HOME
23 - 11/8/03 in 9-0 win vs. PIT (9g-14a)
22 - 4 times, last - 2/1/13 in 8-3 win vs. WPG (8g-14a)

ON ROAD
24 - 11/18/10 in 8-7 win @ PHI (8g-16a)
21 - 3/22/18 In 7-6 win @ NYI (7g-14a)
21 - 10/30/17 In 8-5 win @FLA (8g-13a)
21 - 3/1/09 in 8-6 win @ CGY (8g-13a)

MOST POINTS - PERIOD
15 - 10/7/92 in 7-3 win vs. CHI (1st period) (5g-10a)
15 - 12/19/95 in 6-3 win vs. WPG (3rd period) (6g-9a)
14 - 11/22/00 in 8-2 win vs. ATL (2nd period) (5g-9a)

AT HOME
15 - 10/7/92 in 7-3 win vs. CHI (1st period) (5g-10a)
15 - 12/19/95 in 6-3 win vs. WPG (3rd period) (6g-9a)
14 - 11/22/00 in 8-2 win vs. ATL (2nd period) (5g-9a)

ON ROAD
13 - 3/30/18 In 7-3 win at NYR (3rd period) (5g-8a)
12 - 12 times, last - 3/22/18 In 7-6

win @ NYI (2nd period) (4g-8a)

MOST POINTS OPPONENTS - GAME
28 - 2/3/99 in 1-10 loss @ WAS (10g-18a)
27 - 2 times, last - 3/8/99 in 3-9 loss @ OTT (9g-18a)

AT HOME
26 - 11/10/98 in 2-10 loss vs. NYR (10g-16a)
25 - 12/5/92 in 7-9 loss vs. DET (9g-16a)
25 - 3/7/09 in 3-9 loss vs. CAR (9g-16a)

ON ROAD
28 - 2/3/99 in 1-10 loss @ WAS (10g-18a)
27 - 2 times, last - 3/8/99 in 3-9 loss @ OTT (9g-18a)

MOST POINTS OPPONENT - PERIOD
22 - 2/3/99 in 1-10 loss @ WAS (2nd period) (8g-14a)
21 - 11/20/06 in 2-7 loss @ BUF (2nd period) (7g-14a)

AT HOME
18 - 3/7/09 in 3-9 loss vs. CAR (2nd period) (6g-12a)
15 - 2/28/06 in 2-8 loss vs. FLA (2nd period) (5g-10a)
14 - 5 times, last - 3/2/10 in 2-7 loss vs. PHI (3rd period) (6g-8a)

ON ROAD
22 - 2/3/99 in 1-10 loss @ WAS (2nd period) (8g-14a)
21 - 11/20/06 in 2-7 loss @ BUF (2nd period) (7g-14a)

MOST POINTS BOTH TEAMS - GAME
45 - 11/18/10 in 8-7 win @ PHI (TBL 8-16-24 PHI 7-14-21)
44 - 12/5/92 in 7-9 loss vs. DET (TBL 7-12-19, DET 9-16-25)
39 - 11/23/92 in 5-10 loss @ DET (TBL 5-7-12, DET 10-17-27)

AT HOME
44 - 12/5/92 in 7-9 loss vs. DET (TBL 7-12-19, DET 9-16-25)
36 - 10/18/02 in 8-5 win vs. ATL (TBL 8-14-22, ATL 5-9-14)
36 - 12/13/07 in 6-9 loss vs. CGY (TBL 6-10-16, CGY 9-11-20)

ON ROAD
45 - 11/18/10 in 8-7 win @ PHI (TBL 8-16-24 PHI 7-14-21)
39 - 11/23/92 in 5-10 loss @ DET (TBL 5-7-12, DET 10-17-27)
39 - 3/1/09 in 8-6 win @ CGY (TBL 8-13-21, CGY 6-12-18)

MOST POINTS BOTH TEAMS - PERIOD
27 - 11/18/10 in 8-7 win @ PHI (1st period) (TBL 4-8-12, PHI 5-10-15)
25 - 2/3/99 in 1-10 loss @ WAS (2nd period) (TBL 1-2-3, WAS 8-14-22)
22 - 12/9/92 in 5-6 loss @ NYR (2nd period) (TBL 4-8-12, NYR

4-6-10)

AT HOME
21 - 12/19/95 in 6-3 win vs. WPG (2nd period) (TBL 6-9-15, WPG 2-4-6)
21 - 11/4/11 in 5-4 OT win vs. CHI (2nd period) (TBL 4-7-11, CHI 4-6-10)
20 - 12/5/92 in 7-9 loss vs. DET (3rd period) (TBL 2-4-6, DET 5-9-14)

ON ROAD
27 - 11/18/10 in 8-7 win @ PHI (1st period) (TBL 4-8-12, PHI 5-10-15)
25 - 2/3/99 in a 1-10 loss @ WAS (2nd period) (TBL 1-2-3, WAS 8-14-22)
22 - 12/9/92 in 5-6 loss @ NYR (2nd period) (TBL 4-8-12, NYR 4-6-10)

ASSISTS
MOST ASSISTS - GAME
16 - 11/18/10 in 8-7 win @ PHI
15 - 2/1/13 in 8-3 win vs. WPG
14 - 5 times, last - 3/22/18 in 7-6 win @ NYI

AT HOME
15 - 2/1/13 in 8-3 win vs. WPG
14 - 3 times, last - 2/23/11 in 8-3 win vs. PHX

ON ROAD
16 - 11/18/10 in 8-7 win @ PHI
14 - 3/22/18 in 7-6 win @ NYI
13 - 3/1/09 in 8-6 win @ CGY

MOST ASSISTS - PERIOD
10 - 10/7/92 in 7-3 win vs. CHI (1st period)
9 - 12/19/95 in 6-3 win vs. WPG (3rd period)
9 - 11/22/00 in 8-2 win vs. ATL (2nd period)

AT HOME
10 - 10/7/92 in 7-3 win vs. CHI (1st period)
9 - 12/19/95 in 6-3 win vs. WPG (3rd period)
9 - 11/22/00 in 8-2 win vs. ATL (2nd period)

ON ROAD
8 - 14 times, last - 3/30/18 in 7-3 win @ NYR (3rd period)

MOST ASSISTS OPPONENT - GAME
18 - 3/8/99 in 3-9 loss @ OTT
18 - 2/3/99 in 1-10 loss @ WAS
17 - 11/23/92 in 5-10 loss @ DET

AT HOME
16 - 5 times, last - 3/7/09 in 3-9 loss vs. CAR

ON ROAD
18 - 3/8/99 in 3-9 loss @ OTT
18 - 2/3/99 in 1-10 loss @ WAS

17 - 11/23/92 in 5-10 loss @ DET

MOST ASSISTS BOTH TEAMS - GAME
30 - 11/18/10 in 8-7 win @ PHI (TBL 16, PHI 14)
28 - 12/5/92 in 7-9 loss vs. DET (TBL 12, DET 16)
25 - 3/9/06 in 5-8 loss @ BUF (TBL 10, BUF 15)
25 - 3/1/09 in 8-6 win @ CGY (TBL 13, CGY 12)

AT HOME
28 - 12/5/92 in 7-9 loss vs. DET (TBL 12, DET 16)
23 - 10/18/02 in 8-5 win vs. ATL (TBL 14, ATL 9)
22 - 2x, last - 2/16/12 in 6-5 OT win vs. SJS (TBL 12, SJS 10)

ON ROAD
30 - 11/18/10 in 8-7 win @ PHI (TBL 16, PHI 14)
25 - 3/9/06 in 5-8 loss @ BUF (TBL 10, BUF 15)
25 - 3/1/09 in 8-6 win @ CGY (TBL 13, CGY 12)

MOST ASSISTS BOTH TEAMS - PERIOD
18 - 11/18/10 in 8-7 win @ PHI (1st period) (TBL 8, PHI 10)
16 - 2/3/99 in 1-10 loss @ WAS (2nd period) (TBL 2, WAS 14)
14 - 3 times, last - 3/1/09 in 8-6 win @ CGY (2nd period) (TBL 8, CGY 6)

AT HOME
13 - 3x, last - 11/4/11 in 5-4 OT win vs. CHI (2nd period) (TBL 7, CHI 6)
12 - 2x, last - 1/25/13 in 6-4 win vs. OTT (2nd period) (TBL 4, OTT 8)

ON ROAD
18 - 11/18/10 in 8-7 win @ PHI (1st period) (TBL 8, PHI 10)
16 - 2/3/99 in 1-10 loss @ WAS (2nd period) (TBL 2, WAS 14)
14 - 3 times, last - 3/1/09 in 8-6 win @ CGY (2nd period) (TBL 8, CGY 6)

POWER PLAY

MOST POWER PLAY GOALS - SEASON
83 - 1995-96
81 - 2005-06
74 - 1992-93

AT HOME
50 - 1995-96
40 - 2002-03
40 - 2010-11

ON ROAD
42 - 2005-06
35 - 2006-07
33 - 1992-93
33 - 1995-96

FEWEST POWER PLAY GOALS - SEASON
25 - 1994-95*
31 - 2012-13*

33 - 1997-98

AT HOME
11 - 1994-95*
19 - 1997-98
22 - 2011-12, 2012-13*

ON ROAD
9 - 2012-13*
13 - 2015-16
14 - 1994-95*, 1997-98

*-Season shortened to 48 games due to lockout

MOST POWER PLAY GOALS - GAME
5 - 3/19/95 in 6-1 win @ BUF
4 - 6 times, last - 1/12/10 in 7-4 win vs. WSH

AT HOME
4 - 5 times, last - 1/12/10 in 7-4 win vs. WSH

ON ROAD
5 - 3/19/95 in 6-1 win @ BUF
4 - 11/7/92 in 6-5 win @ NYI
3 - Accomplished several times, most recently: 3/12/11 in 3-4 OT loss @ FLA

MOST POWER PLAY CHANCES - SEASON
485 - 2005-06 (81 PPG, 16.7%)
424 - 1992-93 (74 PPG, 17.5%)
424 - 2000-01 (53 PPG, 12.5%)

AT HOME
238 - 2005-06 (39 PPG, 16.4%)
236 - 1992-93 (38 PPG, 16.1%)
218 - 2002-03 (40 PPG, 18.3%)

ON ROAD
247 - 2005-06 (42 PPG, 17.0%)
210 - 2000-01 (23 PPG, 11.0%)
191 - 1995-96 (33 PPG, 17.3%)

FEWEST POWER PLAY CHANCES - SEASON
163 - 2012-13* (31 PPG, 19.0%)
177 - 1994-95* (25 PPG, 14.1%)
269 - 2011-12 (41 PPG, 15.2%)

AT HOME
91 - 2012-13* (22 PPG, 24.2%)
94 - 1994-95* (11 PPG, 11.7%)
132 - 2011-12 (22 PPG, 16.7%)

ON ROAD
72 - 2012-13* (9 PPG, 12.5%)
83 - 1994-95* (14 PPG, 16.9%)
123 - 2016-17 (26 PPG, 21.1%)

*-Season shortened to 48 games due to lockout

MOST POWER PLAY CHANCES - GAME
13 - 3/6/01 in 2-1 win vs. SJ (0-13)
13 - 11/09/02 in 3-2 OT loss vs. CHI (2-13)
13 - 12/29/02 in 5-3 win vs. NYR

(4-13)

AT HOME

13 - 3/6/01 in 2-1 win vs. SJ (0-13)
13 - 11/09/02 in 3-2 OT loss vs. CHI (2-13)
13 - 12/29/02 in 5-3 win vs. NYR (4-13)

ON ROAD

10 - 2/23/96 in 3-2 win @ NYI (1-10)
10 - 10/20/05 in 6-0 win @ ATL (2-10)
9 - 10 times, last - 11/18/10 in 8-7 win @ PHI (3-9)

FEWEST POWER PLAY GOALS ALLOWED - SEASON

30 - 2012-13*
32 - 1994-95*
40 - 2001-02

AT HOME

14 - 1994-95*, 2012-13*
18 - 2015-16
20 - 2001-02

ON ROAD

16 - 2012-13*
18 - 1994-95*
20 - 2001-02
20 - 2003-04

*-Season shortened to 48 games due to lockout

MOST POWER PLAY GOALS ALLOWED - SEASON

101 - 1992-93
89 - 2008-09
77 - 1999-00

AT HOME

45 - 1999-00
43 - 1997-98
41 - 1992-93

ON ROAD

59 - 1992-93
49 - 2008-09
42 - 2000-01

MOST POWER PLAY GOALS ALLOWED - GAME

5 - 11/1/95 in 0-10 loss @ PIT
5 - 10/17/11 in 4-7 loss vs. FLA
4 - 7 times, last - 12/19/17 in 4-3 loss at VGK

AT HOME

5 - 10/17/11 in 4-7 loss vs. FLA
4 - 11/1/05 in 4-6 loss vs. ATL

ON ROAD

5 - 11/1/95 in 0-10 loss @ PIT
4 - 4 times, last - 12/19/17 in 4-3 loss at VGK

MOST TIMES SHORTHANDED - SEASON

428 - 1995-96 (68 PPGA, 84.1%)
422 - 2000-01 (72 PPGA, 82.9%)
410 - 1997-98 (68 PPGA, 82.4%)

AT HOME

212 - 1997-98 (43 PPGA, 79.7%)
209 - 1995-96 (35 PPGA, 83.3%)

205 - 2000-01 (30 PPGA, 85.4%)

ON ROAD

219 - 1995-96 (33 PPGA, 84.9%)
217 - 2000-01 (42 PPGA, 80.6%)
208 - 1992-93 (59 PPGA, 71.6%)

FEWEST TIMES SHORTHANDED - SEASON

155 - 2012-13* (30 PPGA, 80.7%)
205 - 1994-95* (32 PPGA, 84.4%)
257 - 2015-16 (41 PPGA, 84%)

AT HOME

77 - 2012-13* (14 PPGA, 81.8%)
109 - 1994-95* (14 PPGA, 87.2%)
123 - 2015-16 (18 PPGA, 85.4%)

ON ROAD

78 - 2012-13* (16 PPGA, 79.5%)
96 - 1994-95* (18 PPGA, 81.3%)
132 - 2003-04 (20 PPGA, 84.8%)

*-Season shortened to 48 games due to lockout

MOST TIMES SHORTHANDED - GAME

11 - 3/3/01 in 6-0 win @ NYI (0-11)
10 - 9 times, last - 10/8/05 in 2-1 win vs. FLA (1-10)

AT HOME

10 - 5 times, last - 10/8/05 in 2-1 win vs. FLA (1-10)

ON ROAD

11 - 3/3/01 in 6-0 win @ NYI (0-11)
10 - 4 times, last - 2/25/01 in 4-5 loss @ BUF (3-10)

MOST SHORTHANDED GOALS - SEASON

15 - 2003-04
14 - 2006-07
10 - 2013-14

AT HOME

10 - 2003-04
8 - 2013-14
7 - 1997-98

ON ROAD

9 - 1996-97
7 - 1998-99
7 - 2006-07

FEWEST SHORTHANDED GOALS - SEASON

0 - 2012-13*
1 - 2010-11
2 - 2009-10, 2011-12

AT HOME

0 - 2011-12, 2012-13*
1 - 2010-11
2 - 1993-94, 2002-03, 2008-09, 2009-10, 2016-17

ON ROAD

0 - 2009-10, 2010-11, 2012-13*
2 - 1994-95*, 2007-08, 2008-09, 2011-12, 2013-14, 2016-17

*-Season shortened to 48 games

due to lockout

FEWEST SHORTHANDED GOALS ALLOWED - SEASON

3 - 2017-18
4 - 2003-04, 2012-13*
5 - 1994-95*, 2002-03

AT HOME

1 - 2002-03
2 - 1994-95*, 2000-01, 2013-14, 2017-18
3 - 2008-09

ON ROAD

0 - 2003-04
1 - 2017-18
2 - 2009-10, 2012-13*

*-Season shortened to 48 games due to lockout

MOST SHORTHANDED GOALS ALLOWED - SEASON

20 - 1993-94
16 - 1997-98, 2010-11
13 - 1995-96

AT HOME

11 - 2010-11
6 - 1992-93, 1993-94, 1996-97, 1998-99, 2005-06, 2011-12

ON ROAD

12 - 1993-94
11 - 1997-98
9 - 2000-01

MOST PENALTY MINUTES - SEASON

1823 - 1997-98
1713 - 1999-00
1686 - 1996-97

AT HOME

990 - 1997-98
985 - 1996-97
845 - 1999-00

ON ROAD

878 - 1999-00
847 - 1995-96
833 - 1997-98

FEWEST PENALTY MINUTES - SEASON

577 - 2012-13*
753 - 2017-18
809 - 2015-16

AT HOME

202 - 2012-13*
348 - 2017-18
407 - 2006-07

ON ROAD

261 - 2012-13*
380 - 2015-16
405 - 2017-18

*-Season shortened to 48 games due to lockout

MOST PENALTY MINUTES - GAME

97 - 4/4/98 in 1-4 loss vs. PIT
95 - 11/6/97 in 2-5 loss @ LAK

89 - 10/12/02 in 5-1 win vs. CAR

AT HOME

97 - 4/4/98 in 1-4 loss vs. PIT
89 - 10/12/02 in 5-1 win vs. CAR
83 - 2 times, last - 3/21/98 in 5-1 win vs. FLA

ON ROAD

95 - 11/6/97 in 2-5 loss @ LAK
79 - 1/4/93 in 0-7 loss @ VAN
68 - 2/12/97 in 2-5 loss @ FLA
68 - 2/10/00 in 4-5 OT loss @ NYI

MOST PENALTY MINUTES - PERIOD

75 - 4/4/98 in 1-4 loss vs. PIT (2nd period)
67 - 10/12/02 in 5-1 win vs. CAR (3rd period)
63 - 11/6/97 in 2-5 loss @ LAK (3rd period)

AT HOME

75 - 4/4/98 in 1-4 loss vs. PIT (2nd period)
67 - 10/12/02 in 5-1 win vs. CAR (3rd period)
62 - 3/21/98 in 5-1 win vs. FLA (3rd period)

ON ROAD

63 - 11/6/97 in 2-5 loss @ LAK (3rd period)
59 - 1/4/93 in 0-7 loss @ VAN (3rd period)
58 - 2/10/00 in 4-5 OT loss @ NYI (2nd period)

MOST OPPONENT PENALTY MINUTES - SEASON

1736 - 1992-93
1662 - 1993-94
1608 - 1997-98

AT HOME

971 - 1993-94
964 - 1992-93
915 - 1997-98

ON ROAD

807 - 1999-00
750 - 1992-93
745 - 1995-96

FEWEST OPPONENT PENALTY MINUTES - SEASON

783 - 2017-18
817 - 2013-14
836 - 2011-12

AT HOME

375 - 2017-18
426 - 2011-12
439 - 2013-14

ON ROAD

378 - 2013-14
383 - 2007-08
408 - 2017-18

MOST PENALTY MINUTES OPPONENT - GAME

92 - 11/6/97 in 2-5 loss @ LAK
83 - 2 times, last - 3/21/98 in 5-1

win vs. FLA

AT HOME

83 - 3/21/98 in 5-1 win vs. FLA
83 - 4/1/93 in 3-5 loss vs. VAN
80 - 10/12/02 in 5-1 win vs. CAR

ON ROAD

92 - 11/6/97 in 2-5 loss @ LAK
75 - 1/4/93 in 0-7 loss @ VAN
58 - 12/14/95 in 0-4 loss @ PHI
58 - 4/1/00 in 3-3 tie @ FLA

MOST PENALTY MINUTES OPPONENT - PERIOD

60 - 3/21/98 in 5-1 win vs. FLA (3rd period)
58 - 10/12/02 in 5-1 win vs. CAR (3rd period)
47 - 2 times, last - 4/1/00 in 3-3 tie @ FLA (2nd period)

AT HOME

60 - 3/21/98 in 5-1 win vs. FLA (3rd period)
58 - 10/12/02 in 5-1 win vs. CAR (3rd period)
46 - 1/21/93 in 1-6 loss vs. TOR (1st period)

ON ROAD

47 - 1/4/93 in 0-7 loss @ VAN (3rd period)
47 - 4/1/00 in 3-3 tie @ FLA (2nd period)
46 - 12/14/95 in 0-4 loss @ PHI (3rd period)

MOST PENALTY MINUTES BOTH TEAMS - GAME

187 - 11/6//97 in 2-5 loss @ LAK (TBL 95, LA 92)
169 - 10/12/02 in 5-1 win vs. CAR (TBL 89, CAR 80)
166 - 3/21/98 in 5-1 win vs. FLA (TBL 83, FLA 83)

AT HOME

169 - 10/12/02 in 5-1 win vs. CAR (TBL 89, CAR 80)
166 - 3/21/98 in 5-1 win vs. FLA (TBL 83, FLA 83)
152 - 4/1/93 in 3-5 loss vs. VAN (TBL 69, VAN 83)

ON ROAD

187 - 11/6//97 in 2-5 loss @ LAK (TBL 95, LA 92)
154 - 1/4/93 in 0-7 loss @ VAN (TBL 79, VAN 75)
120 - 12/14/95 in 0-4 loss @ PHI (TBL 62, PHI 58)
120 - 2/10/00 in 4-5 OT loss @ NYI (TBL 68, NYI 52)

MOST PENALTY MINUTES BOTH TEAMS - PERIOD

125 - 10/12/02 in 5-1 win vs. CAR (3rd period) (TBL 67, CAR 58)
122 - 3/21/98 in 5-1 win vs. FLA (3rd period) (TBL 62, FLA 60)
108 - 11/6/97 in 2-5 loss @ LAK

(3rd period) (TBL 63, LA 45)

AT HOME

125 - 10/12/02 in 5-1 win vs. CAR (3rd period) (TBL 67, CAR 58)
122 - 3/21/98 in 5-1 win vs. FLA (3rd period) (TBL 62, FLA 60)
104 - 2/15/97 in 4-1 win vs. WSH (3rd period) (TBL 59, WSH 45)

ON ROAD

108 - 11/6/97 in 2-5 loss @ LAK (3rd period) (TBL 63, LA 45)
106 - 1/4/93 in 0-7 loss @ VAN
98 - 2/10/00 in 4-5 OT loss @ NYI (2nd period) (TBL 58, PHI 40)

SHOTS

MOST SHOTS - SEASON

2,680 - 2017-18
2,605 - 2010-11
2,594 - 2005-06

AT HOME

1,376 - 1992-93
1,373 - 2017-18
1,368 - 2010-11

ON ROAD

1,307 - 2017-18
1,266 - 2005-06
1,246 - 1996-97

MOST SHOTS - GAME

52 - 11/18/08 in 3-4 shootout loss vs. FLA
51 - 2/17/18 in 3-4 loss vs. NJD
51 - 1/17/04 in 1-2 loss @ FLA

AT HOME

52 - 11/18/08 in 3-4 shootout loss vs. FLA
51 - 2/17/18 in 3-4 loss vs. NJD
50 - 1/24/06 in 3-2 loss vs. FLA
50 - 12/21/13 in 3-2 OT win vs. CAR

ON ROAD

51 - 1/17/04 in 1-2 loss @ FLA
50 - 3/30/18 in 7-3 win @ NYR
49 - 1/16/10 in 2-5 loss @ FLA

MOST SHOTS - PERIOD

27 - 1/9/15 in 2-1 win vs. BUF (2nd)
25 - 4/1/06 in 2-4 loss at FLA (3rd)
25 - 11/28/06 in 2-5 loss vs. WSH (3rd)
25 - 10/8/09 in 3-4 shootout loss vs. NJD (2nd)
24 - 4x, Last: 1/21/17 in 3-5 loss at ARI (3rd)

AT HOME

27 - 1/9/15 in 2-1 win vs. BUF (2nd)
25 - 11/28/06 in 2-5 loss vs. WSH (3rd)
25 - 10/8/09 in 3-4 SOL vs. NJD (2nd)
24 - 2 times, last - 12/28/09 in 2-1 win vs. BOS (2nd)

ON ROAD

25 - 4/1/06 in 2-4 loss @ FLA (3rd)
24 - 2 times, last - 1/21/17 in 3-5 loss @ ARI (3rd)

MOST SHOTS OPPONENTS - SEASON

2,701 - 2008-09
2,683 - 2017-18
2,633 - 1998-99

AT HOME

1,375 - 2008-09
1,305 - 2009-10
1,282 - 2017-18

ON ROAD

1,401 - 2017-18
1,382 - 1998-99
1,371 - 2000-01

MOST SHOTS OPPONENT - GAME

51 - 1/19/14 in 5-3 win @ CAR
50 - 3/25/10 in 5-3 win at BOS
50 - 2/16/12 in 6-5 OT win vs. SJS

AT HOME

50 - 2/16/12 in 6-5 OT win vs. SJS
49 - 3/6/18 in 5-4 OT win vs. FLA
49 - 2/17/09 in 3-5 loss vs. CHI

ON ROAD

51 - 1/19/14 in 5-3 win @ CAR
50 - 3/25/10 in 5-3 win @ BOS
48 - 5 times, last - 10/7/17 in 4-5 loss @ FLA

MOST SHOTS OPPONENT - PERIOD

25 - 2/3/99 in 1-10 loss @ WSH (2nd)
24 - 10/7/17 in 4-5 loss @ FLA (1st)
23 - 3 times, last - 4/6/10 in 5-8 loss vs. CAR (1st)

AT HOME

23 - 4/6/10 in 5-8 loss vs. CAR (1st)
22 - 11/23/16 in 4-2 win vs. PHI (2nd)
21 - 2/11/10 in 4-5 loss vs. BOS (1st)

ON ROAD

25 - 2/3/99 in 1-10 loss @ WSH (2nd)
24 - 10/7/17 in 4-5 loss @ FLA (1st)
23 - 12/6/97 in 2-4 loss @ NJ (1st)
23 - 4/9/06 in 3-6 loss @ FLA (2nd)

MOST SHOTS BOTH TEAMS - GAME

89 - 4/26/95 in 4-6 loss @ NYR (TBL 41, NYR 48)
88 - 11/18/08 in 2-4 shootout loss vs. FLA (TBL 52, FLA 36)
87 - 3/15/97 in 2-5 loss vs. VAN (TBL 39, VAN 48)

AT HOME

88 - 11/18/08 in 2-4 shootout loss vs. FLA (TBL 52, FLA 36)
87 - 3/15/97 in 2-5 loss vs. VAN (TBL 39, VAN 48)
85 - 11/27/95 in 2-0 win vs. LA (TBL 40, LA 45)

ON ROAD

89 - 4/26/95 in 4-6 loss @ NYR (TBL 41, NYR 48)
83 - 1/4/18 in 1-2 shootout loss @ MTL (TBL 45, MTL 38)
82 - 11/4/96 in 5-3 win @ NYR (TBL 38, NYR 44)

AT HOME

0 - 11/22/99 in 4-1 win vs. PHI
(2nd period)

1 - 5 times, last - 3/22/12 in 3-2 SO
win vs. EDM (3rd period)

ON ROAD

0 - 12/2/99 in 1-3 loss @ PHO
(2nd period)

0 - 10/5/13 in 3-2 SO win @ CHI
(1st period)

FEWEST SHOTS OPPONENT - SEASON

1,325 - 1994-95*

1,451 - 2012-13*

2,085 - 2003-04

AT HOME

671 - 1994-95*

697 - 2012-13*

1,016 - 2003-04

ON ROAD

654 - 1994-95*

754 - 2012-13*

1,069 - 2003-04

*-Season shortened to 48 games
due to lockout

FEWEST SHOTS OPPONENT - GAME

11 - 12/30/93 in 3-0 win at OTT

11 - 10/5/06 in 3-2 SO win at ATL

11 - 12/31/14 in 5-1 win at BUF

13 - 1/23/04 in 3-1 win at PIT

13 - 12/30/06 in 3-1 win vs. MTL

13 - 12/4/14 in 5-0 win vs. BUF

AT HOME

13 - 12/30/06 in 3-1 win vs. MTL

13 - 12/4/14 in 5-0 win vs. BUF

14 - 3x, Last: 3/26/13 in 2-1 win
vs. BUF

ON ROAD

11 - 12/30/93 in 3-0 win at OTT

11 - 10/5/06 in 3-2 SO win at ATL

11 - 12/31/14 in 5-1 win at BUF

13 - 1/23/04 in 3-1 win at PIT

FEWEST SHOTS OPPONENT - PERIOD

0 - 2/15/94 in 1-2 loss at NYI (3rd)

0 - 12/2/00 in 3-0 win vs. DET (1st)

1 - 10 times, last: 12/12/15 in 1-2
loss vs. WSH (3rd)

AT HOME

0 - 12/2/00 in 3-0 win vs. DET

(1st period)

1 - 5 times, last - 12/12/15 in 1-2
loss vs. WSH (3rd)

ON ROAD

0 - 2/15/94 in 1-2 loss @ NYI (3rd
period)

1 - 4 times, last - 12/10/10 in 3-4
shootout loss @ EDM (3rd)

FEWEST SHOTS BOTH TEAMS - GAME

33 - 2/20/95 in 1-3 loss vs. NYR

(TBL 15, NYR 18)

34 - 3/17/99 in 0-2 loss vs. PIT

(TBL 16, PIT 18)

35 - 3/8/01 in 1-0 win vs. CAR (TBL
15, CAR 20)

AT HOME

33 - 2/20/95 in 1-3 loss vs. NYR

(TBL 15, NYR 18)

34 - 3/17/99 in 0-2 loss vs. PIT

(TBL 16, PIT 18)

35 - 3/8/01 in 1-0 win vs. CAR (TBL
15, CAR 20)

ON ROAD

36 - 4x, Last: 12/31/14 in 5-1 win at

Buffalo (TBL 25, BUF 11)

37 - 2/2/04 in 2-1 win at

Philadelphia (TBL 18, PHI 19)

37 - 10/5/06 in 3-2 shootout win

at Atlanta (TBL 26, ATL 11)

FEWEST SHOTS BOTH TEAMS - PERIOD

5 - 11/5/15 in 4-1 win @ BUF (3rd

period, TBL 3, BUF 2)

6 - 11/24/95 in 2-1 win @ WSH (3rd

period, TBL 4, WAS 2)

6 - 3/6/07 in 1-5 loss @ VAN (1st

period, TBL 2, VAN 4)

AT HOME

7 - 3 times, last - 3/7/11 in 1-2

shootout loss vs. WSH (3rd period,

TBL 4, WSH 3)

8 - 8 times, last - 1/17/16 in 3-1 win

vs. FLA (1st period, TBL 5, FLA 3)

ON ROAD

5 - 11/5/15 in 4-1 win @ BUF (3rd

period, TBL 3, BUF 2)

6 - 11/24/95 in 2-1 win @ WSH (3rd

period, TBL 4, WSH 2)

6 - 3/6/07 in 1-5 loss @ VAN (1st

period, TBL 2, VAN 4)


**BE THE
THUNDER**



**PLAYOFF
HISTORY**

ALL-TIME PLAYOFF SCORING

ALL-TIME PLAYOFF SERIES: 23 (1995-96, 2002-03, 2003-04, 2005-06, 2006-07, 2010-11, 2012-13,

2013-14, 2015-16, 2017-18)

ALL-TIME PLAYOFF RECORD: 73-60 (.549)

ALL-TIME PLAYOFF SCORING

PLAYER	GP	G	A	PTS	+/-	PIM	PP	SH	GW	OT	S
Martin St. Louis	63	33	35	68	7	28	10	3	8	3	165
NIKITA KUCHEROV	60	28	30	58	14	32	8	0	6	2	169
Vincent Lecavalier	63	24	28	52	6	80	8	0	5	2	211
STEVEN STAMKOS	66	22	29	51	-4	36	11	0	2	0	165
TYLER JOHNSON	64	24	26	50	13	42	2	1	7	2	146
VICTOR HEDMAN	82	7	41	48	7	40	3	0	2	0	172
Brad Richards	45	18	29	47	-7	28	9	0	7	1	170
ONDREJ PALAT	63	20	21	41	5	28	7	1	4	0	114
ALEX KILLORN	64	20	20	40	11	70	4	0	5	0	139
Valtteri Filppula	47	5	17	22	-5	4	2	0	1	0	63
Dan Boyle	45	3	19	22	6	30	1	0	0	0	71
Fredrik Modin	39	10	11	21	3	34	3	0	2	0	88
Dave Andreychuk	34	4	16	20	-3	24	1	0	1	0	55
Teddy Purcell	22	7	11	18	2	2	2	0	1	0	55
BRAYDEN POINT	17	7	9	16	-6	10	1	0	0	0	37
ANTON STRALMAN	49	3	12	15	-4	18	0	0	0	0	80
Ruslan Fedotenko	42	12	3	15	-11	40	5	0	3	0	72
Jonathan Drouin	23	5	9	14	-7	16	6	0	1	0	41
Jason Garrison	40	3	11	14	2	20	1	0	2	1	69
Steve Downie	17	2	12	14	7	40	0	0	1	0	27
Vaclav Prospal	22	5	8	13	0	12	2	0	1	0	48
Simon Gagne	15	5	7	12	6	4	0	0	1	0	21
RYAN CALLAHAN	61	6	9	15	-1	47	2	0	1	0	105
Sean Bergenheim	16	9	2	11	2	8	0	0	1	0	46
Dominic Moore	18	3	8	11	-3	18	1	0	0	0	26

GOALTENDERS

GOALTENDER	GP	W	L	SO	GA	GAA	SV%
Nikolai Khabibulin	33	21	12	5	66	1.94	.926
Ben Bishop	36	21	13	5	71	2.09	.927
ANDREI VASILEVSKIY	29	15	11	0	69	2.68	.919
Dwayne Roloson	17	10	6	1	41	2.51	.924
Johan Holmqvist	6	2	4	0	18	2.92	.893
Mike Smith	3	1	1	0	2	1.00	.958
John Grahame	6	1	3	0	19	3.42	.883
Jeff Reese	5	1	1	0	12	3.64	.880
Daren Puppa	4	1	3	0	26	4.86	.837



PLAYOFF FIRSTS

GAME	April 16, 1996 at Philadelphia (Eastern Conference Quarterfinals)	ROAD EMPTY NET GOAL	Martin St. Louis, at 19:50 of the 3rd period, April 12, 2004 at New York Islanders
HOME VICTORY	April 21, 1996 vs. Philadelphia, 5-4 in Overtime	HOME PENALTY SHOT	Have yet to attempt one
ROAD VICTORY	April 18, 1996 at Philadelphia, 2-1 in Overtime	ROAD PENALTY SHOT	Have yet to attempt one
HOME LOSS	April 23, 1996 vs. Philadelphia, 4-1	HOME PENALTY SHOT FACED	Chris Conner at 9:10 of 2nd Period, April 25, 2011 vs. Pittsburgh (unsuccessful vs. Roloson)
ROAD LOSS	April 16, 1996 at Philadelphia, 7-3	ROAD PENALTY SHOT FACED	Dainius Zubrus at 11:34 of 1st Period, April 15, 2003 at Washington (unsuccessful vs. Khabibulin)
LINEUP	April 16, 1996 at Philadelphia, Game One (Starters in Bold)	HOME PENALTY	Shawn Burr at 4:30 of 1st Period, April 21st, 1996 vs. Philadelphia (Interference)
GOALIES:	Daren Puppa and Jeff Reese	ROAD PENALTY	Bill Houlder, at 5:52 of 1st Period, April 16, 1996 at Philadelphia (Obstruction Interference)
DEFENSEMEN:	Cory Cross, Roman Hamrlik, Bill Houlder, Michel Petit, Rudy Poeschek, David Shaw	HOME POWER-PLAY ATTEMPT	1:42 of 1st Period (Roughing on Eric Lindros), April 21, 1996 vs. Philadelphia
FORWARDS:	Mikael Andersson, Brian Bellows, Brian Bradley, Shawn Burr, John Cullen, Aaron Gavey, Chris Gratton, Alex Selivanov, John Tucker, Jason Wiemer, Paul Ysebaert, Rob Zamuner	ROAD POWER-PLAY ATTEMPT	8:52 of 1st Period (Cross-Checking on Sjon Podein), April 16, 1996 at Philadelphia
HOME GOAL	Petr Klima, at 2:52 of 1st Period, April 21, 1996 vs. Philadelphia	HOME MULTI-GOAL GAME	Rob Zamuner, (2G), April 21, 1996 vs. Philadelphia
HOME ASSISTS	John Cullen and Chris Gratton, 2:52 of 1st Period, April 21, 1996 vs. Philadelphia	ROAD MULTI-GOAL GAME	Vincent Lecavalier, (2G), April 15, 2003 at Washington
ROAD GOAL	Jason Wiemer, at 15:08 of 2nd Period, April 16, 1996 at Philadelphia	HOME MULTI-ASSIST GAME	Brian Bradley, (2A), April 21, 1996 vs. Philadelphia
ROAD ASSISTS	David Shaw and Brian Bradley, 15:08 of 2nd Period, April 16, 1996 at Philadelphia	ROAD MULTI-ASSIST GAME	Martin St. Louis, (2A), April 15, 2003 at Washington
HOME POWER-PLAY GOAL	Petr Klima, at 2:52 of 1st Period, April 21, 1996 vs. Philadelphia	HOME MULTI-POINT GAME	Rob Zamuner, (2G), April 21, 1996 vs. Philadelphia
ROAD POWER-PLAY GOAL	Jason Wiemer, at 15:08 of 2nd Period, April 16, 1996 at Philadelphia	ROAD MULTI-POINT GAME	John Cullen, (1G, 1A), April 16, 1996 at Philadelphia
HOME SHORTHANDED GOAL	Rob Zamuner, at 2:56 of 2nd Period, April 21, 1996 vs. Philadelphia	HOME GOAL ALLOWED	Jeff Reese, by Joel Otto at 10:30 of 1st Period, April 21, 1996 vs. Philadelphia
ROAD SHORTHANDED GOAL	John Cullen, at 17:59 of 3rd Period, April 25, 1996 at Philadelphia	ROAD GOAL ALLOWED	Daren Puppa, by Dale Hawerchuk at 0:55 of 1st Period, April 16, 1996 at Philadelphia
HOME GAME-WINNING GOAL	Alexander Selivanov, at 2:04 of 1st OT, April 21, 1996 vs. Philadelphia	HOME GOALTENDER WIN	Jeff Reese, 5-4 in Overtime, April 21, 1996 vs. Philadelphia
ROAD GAME-WINNING GOAL	Brian Bellows, at 9:05 of Overtime, April 18, 1996 at Philadelphia	ROAD GOALTENDER WIN	Daren Puppa, 2-1 in Overtime, April 18, 1996 at Philadelphia
HOME OVERTIME GOAL	Alexander Selivanov, at 2:04 of 1st OT, April 21, 1996 vs. Philadelphia	HOME GOALTENDER LOSS	Jeff Reese, 4-1 April 23rd, 1996 vs. Philadelphia
ROAD OVERTIME GOAL	Brian Bellows, at 9:05 of Overtime, April 18, 1996 at Philadelphia	ROAD GOALTENDER LOSS	Daren Puppa, 7-3 April 16, 1996 at Philadelphia
HOME EMPTY NET GOAL	Tim Taylor, at 19:45 of the 3rd period, May 18, 2004 vs. Philadelphia		

PLAYOFF RESULTS

1996 PLAYOFF RESULTS

EASTERN CONFERENCE QUARTER-FINAL

GM	DATE	OPPONENT	RESULT	SERIES	GWG	ATTENDANCE
1	4/16	at Philadelphia	L, 3-7	0-1	LeClair	17,380
2	4/18	at Philadelphia	W, 2-1 OT	1-1	Bellows	17,380
3	4/21	Philadelphia	W, 5-4 OT	2-1	Selivanov	25,945
4	4/23	Philadelphia	L, 1-4	2-2	Otto	28,183
5	4/25	at Philadelphia	L, 1-4	2-3	Podéin	17,380
6	4/27	Philadelphia	L, 1-6	2-4	Antoski	27,189

2003 PLAYOFF RESULTS

EASTERN CONFERENCE QUARTER-FINAL

GM	DATE	OPPONENT	RESULT	SERIES	GWG	ATTENDANCE
1	4/10	Washington	L, 0-3	0-1	Lang	20,214
2	4/12	Washington	L, 3-6	0-2	Nylander	20,053
3	4/15	at Washington	W, 4-3 OT	1-2	Lecavalier	17,279
4	4/16	at Washington	W, 3-1	2-2	St. Louis	15,576
5	4/18	Washington	W, 2-1	3-2	St. Louis	21,324
6	4/20	at Washington	W, 2-1 3OT	4-2	St. Louis	15,269

EASTERN CONFERENCE SEMIFINAL

GM	DATE	OPPONENT	RESULT	SERIES	GWG	ATTENDANCE
1	4/24	at New Jersey	L, 0-3	0-1	Langenbrunner	15,568
2	4/26	at New Jersey	L, 2-3 OT	0-2	Langenbrunner	17,732
3	4/28	New Jersey	W, 4-3	1-2	Andreychuk	19,854
4	4/30	New Jersey	L, 1-3	1-3	Elias	21,222
5	5/2	at New Jersey	L, 1-2 3OT	1-4	Marshall	18,612

2004 PLAYOFF RESULTS

EASTERN CONFERENCE QUARTER-FINAL

GM	DATE	OPPONENT	RESULT	SERIES	GWG	ATTENDANCE
1	4/8	New York Islanders	W, 3-0	1-0	Roy	18,536
2	4/10	New York	L, 0-3	1-1	Niinimaa	19,982
3	4/12	at New York	W, 3-0	2-1	Richards	16,234
4	4/14	at New York	W, 3-0	3-1	St. Louis	16,234
5	4/16	New York	W, 3-2 OT	4-1	St. Louis	20,927

EASTERN CONFERENCE SEMIFINAL

GM	DATE	OPPONENT	RESULT	SERIES	GWG	ATTENDANCE
1	4/23	Montreal	W, 4-0	1-0	Fedotenko	18,904
2	4/25	Montreal	W, 3-1	2-0	Modin	19,435
3	4/27	at Montreal	W, 4-3 OT	3-0	Richards	21,273
4	4/29	at Montreal	W, 3-1	4-0	Richards	21,273

EASTERN CONFERENCE FINAL

GM	DATE	OPPONENT	RESULT	SERIES	GWG	ATTENDANCE
1	5/8	Philadelphia	W, 3-1	1-0	Richards	21,425
2	5/10	Philadelphia	L, 2-6	1-1	Kapanen	21,314
3	5/13	at Philadelphia	W, 4-1	2-1	Fedotenko	19,897
4	5/15	at Philadelphia	L, 2-3	2-2	Primeau	19,872
5	5/18	Philadelphia	W, 4-2	3-2	Richards	21,517
6	5/20	at Philadelphia	L, 4-5 OT	3-3	Gagne	19,910
7	5/22	Philadelphia	W, 2-1	4-3	Modin	22,117

STANLEY CUP FINAL

GM	DATE	OPPONENT	RESULT	SERIES	GWG	ATTENDANCE
1	5/25	Calgary	L, 1-4	0-1	Iginla	21,674
2	5/27	Calgary	W, 4-1	1-1	Richards	22,222
3	5/29	at Calgary	L, 0-3	1-2	Simon	19,221
4	5/31	at Calgary	W, 1-0	2-2	Richards	19,221
5	6/3	Calgary	L, 2-3 OT	2-3	Saprykin	22,426
6	6/5	at Calgary	W, 3-2 2OT	3-3	St. Louis	19,221
7	6/7	Calgary	W, 2-1	4-3	Fedotenko	22,717

2006 PLAYOFF RESULTS

EASTERN CONFERENCE QUARTER-FINAL

GM	DATE	OPPONENT	RESULT	SERIES	GWG	ATTENDANCE
1	4/21	at Ottawa	L, 1-4	0-1	Spezza	19,660
2	4/23	at Ottawa	W, 4-3	1-1	St. Louis	19,745
3	4/25	Ottawa	L, 4-8	1-2	Vermette	20,815
4	4/27	Ottawa	L, 2-5	1-3	Heatley	20,682
5	4/29	at Ottawa	L, 2-3	1-4	Havlat	20,004

2007 PLAYOFF RESULTS

EASTERN CONFERENCE QUARTER-FINAL

GM	DATE	OPPONENT	RESULT	SERIES	GWG	ATTENDANCE
1	4/12	at New Jersey	L, 3-5	0-1	Parise	14,495
2	4/14	at New Jersey	W, 3-2	1-1	Lecavalier	18,231
3	4/16	vs. New Jersey	W, 3-2	2-1	Prospal	20,219
4	4/18	vs. New Jersey	L, 3-4 OT	2-2	Gomez	20,940
5	4/20	at New Jersey	L, 0-3	2-3	Greene	18,096
6	4/22	vs. New Jersey	L, 2-3	2-4	Gionta	20,019

2011 PLAYOFF RESULTS

EASTERN CONFERENCE QUARTER-FINAL

GM	DATE	OPPONENT	RESULT	SERIES	GWG	ATTENDANCE
1	4/13	at Pittsburgh	L, 0-3	0-1	Kovalev	18,390
2	4/15	at Pittsburgh	W, 5-1	1-1	Lecavalier	18,507
3	4/18	vs. Pittsburgh	L, 2-3	1-2	Kennedy	20,545
4	4/20	vs. Pittsburgh	L, 2-3 2OT	1-3	Neal	20,326
5	4/23	at Pittsburgh	W, 8-2	2-3	Lecavalier	18,535
6	4/25	vs. Pittsburgh	W, 4-2	3-3	Downie	20,309
7	4/27	at Pittsburgh	W, 1-0	4-3	Bergenheim	18,507

EASTERN CONFERENCE SEMIFINAL

GM	DATE	OPPONENT	RESULT	SERIES	GWG	ATTENDANCE
1	4/29	at Washington	W, 4-2	1-0	Stankos	18,398
2	5/1	at Washington	W, 3-2 OT	2-0	Lecavalier	18,398
3	5/3	vs. Washington	W, 4-3	3-0	Malone	20,613
4	5/4	vs. Washington	W, 5-3	4-0	Bergeron	20,835

EASTERN CONFERENCE FINAL

GM	DATE	OPPONENT	RESULT	SERIES	GWG	ATTENDANCE
1	5/14	at Boston	W, 5-2	1-0	Purcell	17,565
2	5/17	at Boston	L, 5-6	1-1	Ryder	17,565
3	5/19	vs. Boston	L, 0-2	1-2	Krejci	21,027
4	5/21	vs. Boston	W, 5-3	2-2	Gagne	21,216
5	5/23	at Boston	L, 1-3	2-3	Marchand	17,565
6	5/25	vs. Boston	W, 5-4	3-3	St. Louis	21,426
7	5/27	at Boston	L, 0-1	3-4	Horton	17,565

2014 PLAYOFF RESULTS

EASTERN CONFERENCE QUARTER-FINAL

GM	DATE	OPPONENT	RESULT	SERIES	GWG	ATTENDANCE
1	4/16	Montreal	L, 4-5 OT	0-1	Weise	19,204
2	4/18	Montreal	L, 1-4	0-2	Bourque	19,204
3	4/20	at Montreal	L, 2-3	0-3	Plekanec	21,273
4	4/22	at Montreal	L, 3-5	0-4	Pacioretty	21,273

2015 PLAYOFF RESULTS

EASTERN CONFERENCE QUARTER-FINAL

GM	DATE	OPPONENT	RESULT	SERIES	GWG	ATTENDANCE
1	4/16	vs. Detroit	L, 2-3	0-1	Luke Glendening	19,204
2	4/18	vs. Detroit	W, 5-1	1-1	Alex Killorn	19,204
3	4/21	at Detroit	L, 0-3	1-2	Pavel Datsyuk	20,027
4	4/23	at Detroit	W, 3-2 OT	2-2	Tyler Johnson	20,027
5	4/25	vs. Detroit	L, 0-4	2-3	Riley Sheahan	19,204
6	4/27	at Detroit	W, 5-2	3-3	Tyler Johnson	20,027
7	4/29	vs. Detroit	W, 2-0	4-3	Braydon Coburn	19,204

EASTERN CONFERENCE SEMIFINAL

GM	DATE	OPPONENT	RESULT	SERIES	GWG	ATTENDANCE
1	5/1	at Montreal	W, 2-1 2OT	1-0	Nikita Kucherov	21,287
2	5/3	at Montreal	W, 6-2	2-0	Nikita Kucherov	21,287
3	5/6	vs. Montreal	W, 2-1	3-0	Tyler Johnson	19,204
4	5/7	vs. Montreal	L, 2-6	3-1	David Desharnais	19,204
5	5/9	at Montreal	L, 1-2	3-2	P.A. Parenteau	21,287
6	5/12	vs. Montreal	W, 4-1	4-2	Steven Stamkos	19,204

EASTERN CONFERENCE FINAL

GM	DATE	OPPONENT	RESULT	SERIES	GWG	ATTENDANCE
1	5/16	at NY Rangers	L, 1-2	0-1	Dominic Moore	18,006
2	5/18	at NY Rangers	W, 6-2	1-1	Tyler Johnson	18,006
3	5/20	vs. NY Rangers	W, 6-5 OT	2-1	Nikita Kucherov	19,204
4	5/22	vs. NY Rangers	L, 1-5	2-2	Chris Kreider	19,204
5	5/24	at NY Rangers	W, 2-0	3-2	Valtteri Filppula	18,006
6	5/26	vs. NY Rangers	L, 3-7	3-3	James Sheppard	19,204
7	5/29	at NY Rangers	W, 2-0	4-3	Alex Killorn	18,006

STANLEY CUP FINAL

GM	DATE	OPPONENT	RESULT	SERIES	GWG	ATTENDANCE
1	6/3	vs. Chicago	L, 1-2	0-1	Antoine Vermette	19,204
2	6/6	vs. Chicago	W, 4-3	1-1	Jason Garrison	19,204
3	6/8	at Chicago	W, 3-2	2-1	Cedric Paquette	22,336
4	6/10	at Chicago	L, 1-2	2-2	Brandon Saad	22,354
5	6/13	vs. Chicago	L, 1-2	2-3	Antoine Vermette	19,204
6	6/15	at Chicago	L, 0-2	2-4	Duncan Keith	22,424

2016 PLAYOFF RESULTS

EASTERN CONFERENCE QUARTER-FINAL

GM	DATE	OPPONENT	RESULT	SERIES	GWG	ATTENDANCE
1	4/13	vs. Detroit	W, 3-2	1-0	A. Killorn	19,092
2	4/15	vs. Detroit	W, 5-2	2-0	T. Johnson	19,092
3	4/17	at Detroit	L, 0-2	2-1	A. Athanasiou	20,027
4	4/19	at Detroit	W, 3-2	3-1	O. Palat	20,027
5	4/21	vs. Detroit	W, 1-0	4-1	A. Killorn	19,092

EASTERN CONFERENCE SEMIFINAL

GM	DATE	OPPONENT	RESULT	SERIES	GWG	ATTENDANCE
1	4/27	vs NY Islanders	L, 5-3	0-1	J. Tavares	19,092
2	4/30	vs NY Islanders	W, 4-1	1-1	J. Drouin	19,092
3	5/3	at NY Islanders	W, 2-1	2-1	B. Boyle	15,795
4	5/6	at NY Islanders	W, 3-1	3-1	J. Garrison	15,795
5	5/8	vs NY Islanders	W, 4-1	4-1	V. Hedman	19,092

EASTERN CONFERENCE FINAL

GM	DATE	OPPONENT	RESULT	SERIES	GWG	ATTENDANCE
1	5/13	at Pittsburgh	W, 3-1	1-0	O. Palat	18,554
2	5/16	at Pittsburgh	L, 2-3 OT	1-1	S. Crosby	18,534
3	5/28	vs. Pittsburgh	L, 2-4	1-2	S. Crosby	19,092
4	5/20	vs. Pittsburgh	W, 4-3	2-2	T. Johnson	19,092
5	5/22	at Pittsburgh	W, 4-3	3-2	T. Johnson	18,648
6	5/24	vs. Pittsburgh	L, 5-2	3-3	S. Crosby	19,092
7	5/26	at Pittsburgh	L, 2-1	3-4	B. Rust	18,638

2018 PLAYOFF RESULTS

EASTERN CONFERENCE FIRST ROUND

GM	DATE	OPPONENT	RESULT	SERIES	GWG	ATTENDANCE
1	4/12	vs. New Jersey	W 5-2	1-0	Y. Gourde	19,092
2	4/14	vs. New Jersey	W 5-3	2-0	N. Kucherov	19,092
3	4/16	at New Jersey	L 5-2	2-1	S. Noesen	16,514
4	4/18	at New Jersey	W 3-1	3-1	N. Kucherov	16,514
5	4/21	vs. New Jersey	W 3-1	4-1	N. Kucherov	19,092


EASTERN CONFERENCE SECOND ROUND

GM	DATE	OPPONENT	RESULT	SERIES	GWG	ATTENDANCE
1	4/28	vs. Boston	L 6-2	0-1	R. Nash	19,092
2	4/30	vs. Boston	W 4-2	1-1	O. Palat	19,092
3	5/2	at Boston	W 4-1	2-1	O. Palat	17,565
4	5/4	at Boston	W 4-3 OT	3-1	D. Girardi	17,565
5	5/6	vs. Boston	W 3-1	4-1	J.T. Miller	19,092

EASTERN CONFERENCE FINAL

GM	DATE	OPPONENT	RESULT	SERIES	GWG	ATTENDANCE
1	5/11	vs. Washington	L 4-2	0-1	J. Beagle	19,092
2	5/13	vs. Washington	L 6-2	0-2	L. Eller	19,092
3	5/15	at Washington	W 4-2	1-2	V. Hedman	18,506
4	5/17	at Washington	W 4-2	2-2	A. Killorn	18,506
5	5/19	vs. Washington	W 3-2	3-2	R. Callahan	19,092
6	5/21	at Washington	L 3-0	3-3	T.J. Oshie	18,506
7	5/23	vs. Washington	L 4-0	3-4	A. Ovechkin	19,092

TEAM PLAYOFF RECORDS



GAME

MOST

GOALS FOR, AT HOME

6 – May 20, 2015 vs. NY Rangers (6-5 OT)

GOALS FOR, ON ROAD

8 – April 23, 2011 (8-2) at Pittsburgh

GOALS AGAINST, AT HOME

8 – April 25, 2006 (4-8) vs. Ottawa

GOALS AGAINST, ON ROAD

7 – April 16, 1996 (7-3) at Philadelphia

GOALS BY BOTH TEAMS

12 – April 25, 2006 (OTT 8, TB 4) vs. Ottawa

POINTS FOR, AT HOME

15 – May 20, 2015 vs. NY Rangers (6g-9a)

POINTS FOR, ON ROAD

24 – April 23, 2011 (8G, 16A) at Pittsburgh

POINTS AGAINST, AT HOME

22 – April 25, 2006 (8G, 14A) vs. Philadelphia

POINTS AGAINST, ON ROAD

19 – April 16, 1996 (7G, 12A) vs. Philadelphia

POWER PLAY GOALS FOR, AT HOME

3 – Multiple Times, most recently May 25, 2011 vs. Boston

POWER PLAY GOALS FOR, ON ROAD

4 – Two times, last: May 3, 2015 at Montreal

POWER PLAY GOALS BY BOTH TEAMS

6 – April 25, 2006 vs. Ottawa (TB 3, OTT 3)

POWER PLAY GOALS AGAINST, AT HOME

3 – April 12, 2003 vs. Washington
April 25, 2006 vs. Ottawa

POWER PLAY GOALS AGAINST, ON ROAD

3 – April 15, 1996 at Philadelphia

POWER PLAY ATTEMPTS FOR, AT HOME

11 – April 25, 2006 vs. Ottawa (3-11)

POWER PLAY ATTEMPTS FOR, ON ROAD

9 – April 25, 1996 at Philadelphia (0-9)
April 21, 2006 at Ottawa (1-9)

POWER PLAY ATTEMPTS AGAINST, AT HOME

7 – Multiple times, most recently April 18, 2007 vs. New Jersey (1-7)

POWER PLAY ATTEMPTS AGAINST, ON ROAD

13 – April 25, 1996 at Philadelphia (3-13)

SHORTHANDED GOALS FOR, AT HOME

1 – Two times, last: April 16, 2015 vs. Detroit (Brian Boyle at 14:31, 1st)

SHORTHANDED GOALS FOR, ON ROAD

1 – 11 times, last: May 18, 2015 at NY Rangers (Tyler Johnson at 5:38, 1st)

SHORTHANDED GOALS AGAINST, AT HOME

1 – Multiple times, last: May 7, 2015 vs. Montreal (Max Pacioretty at 8:43, 1st)

SHORTHANDED GOALS AGAINST, ON ROAD

1 – 4x, Last: May 4, 2018 at Boston (Bergeron)

SHOTS FOR, AT HOME

46 – April 16, 2015 vs. Detroit

SHOTS FOR, ON ROAD

46 – April 20, 2003 at Washington (3 OT)

SHOTS AGAINST, AT HOME

53 – April 20, 2011 vs. Pittsburgh

SHOTS AGAINST, ON ROAD

61 – April 20, 2003 at Washington (3 OT)

SHOTS BY BOTH TEAMS

107 – April 20, 2003 at Washington (3 OT, WSH 61, TB 46)

PENALTY MINUTES FOR, AT HOME

79 – April 25, 2006 vs. Ottawa

PENALTY MINUTES FOR, ON ROAD

79 – April 25, 1996 at Philadelphia

PENALTY MINUTES AGAINST, AT HOME

60 – April 25, 2006 vs. Ottawa

PENALTY MINUTES AGAINST, ON ROAD

67 – May 27, 2004 @ Calgary

PENALTY MINUTES BY BOTH TEAMS

139 – April 25, 1996 at Philadelphia (PHI 60, TB 79)
April 25, 2006 vs. Ottawa (OTT 60, TB 79)

FEWEST

GOALS BY BOTH TEAMS

1 – Multiple times, most recently May 27, 2011 vs. Boston (0-1)

POINTS BY BOTH TEAMS

3 – Multiple teams, most recently May 27, 2011 vs. Boston (0-1)

SHOTS FOR, AT HOME

15 – June 7, 2004 vs. Calgary

SHOTS FOR, ON ROAD

15 – April 24, 2003 at New Jersey

SHOTS AGAINST, AT HOME

14 – April 16, 2015 vs. Detroit

SHOTS AGAINST, ON ROAD

14 – April 20, 2007 at New Jersey

SHOTS BY BOTH TEAMS

32 – June 7, 2004 vs. Calgary

PERIOD

MOST

GOALS FOR

4 – April 14, 2018 vs. New Jersey (2nd)

GOALS AGAINST

5 – May 26, 2015 vs. NY Rangers (3rd period), May 17, 2011 at Boston (2nd)

SHOTS FOR, AT HOME

19 – April 16, 2015 vs. Detroit (3rd)

SHOTS FOR, ON ROAD

19 2x, Last: May 2, 2018 at Boston (1st)

SHOTS FOR IN OVERTIME

14 – April 20, 2003 at Washington (1st overtime)

SHOTS AGAINST, AT HOME

19 – April 14, 2018 vs. New Jersey (3rd)

SHOTS AGAINST, ON ROAD

20 – April 16 at New Jersey (3rd)

SHOTS AGAINST IN OVERTIME

14 – April 20, 2003 at Washington (2nd overtime)

FEWEST

SHOTS FOR, AT HOME

2 – May 11, 2018 vs. Washington (1st)

SHOTS FOR, ON ROAD

3 – Multiple times, most recently May 1, 2011 at Washington (2nd period)

SHOTS AGAINST, AT HOME

3 – June 7, 2004 vs. Calgary (1st period)

SHOTS AGAINST, ON ROAD

2 – Multiple times, most recently April 20, 2007 at New Jersey (3rd period)

SHOTS FOR IN OVERTIME

1 – Multiple times, most recently April 20, 2011 vs. Pittsburgh (2nd Overtime)

SHOTS AGAINST IN OVERTIME

0 – Multiple times, most recently June 5, 2004 at Calgary (2nd Overtime)

MISCELLANEOUS

LARGEST MARGIN OF VICTORY, AT HOME

4 – May 8, 2016 vs. NY Islanders (4-0), April 18, 2015 vs. Detroit (5-1), April 23, 2004 vs. Montreal (4-0)

LARGEST MARGIN OF VICTORY, ON ROAD

6 – April 23, 2011 at Pittsburgh (8-2)

LARGEST MARGIN OF DEFEAT, AT HOME

5 – April 27, 1996 vs. Philadelphia (1-6)

LARGEST MARGIN OF DEFEAT, ON ROAD

4 – April 16, 1996 at Philadelphia (3-7)

FASTEST

GOAL FROM START OF GAME, FOR

0:13 – Adam Hall, May 17, 2011 at Boston

GOAL FROM START OF GAME, AGAINST

0:11 – Rene Bourque, April 20, 2014 at Montreal

GOAL FROM START OF 2ND PERIOD, FOR

0:24 – Brad Richards, May 18, 2004 vs. Philadelphia

GOAL FROM START OF 2ND PERIOD, AGAINST

0:39 – Pat Falloon, April 21, 1996 vs. Philadelphia

GOAL FROM START OF 3RD PERIOD, FOR

0:20 – Paul Ranger, April 25, 2006 vs. Ottawa

GOAL FROM START OF 3RD PERIOD, AGAINST

0:36 – Keith Primeau, May 13, 2004 at Philadelphia

GOAL FROM START OF OVERTIME, FOR

1:05 – Brad Richards, April 27, 2004 at Montreal

GOAL FROM START OF OVERTIME, AGAINST

2:09 – Jamie Langenbrunner, April 26, 2003 at New Jersey

2 GOALS FOR

0:19 – May 14, 2011 at Boston (Bergenheim at 11:15 and Clark at 11:34 of 1st period)

2 GOALS AGAINST

0:18 – April 13, 2011 at Pittsburgh (Kovalev at 6:05 and Asham at 6:23 of 3rd Period)

3 GOALS FOR

1:25 – May 14, 2011 at Boston (Bergenheim at 11:15, Clark at 11:34 and Purcell at 12:40 of the 1st period)

3 GOALS AGAINST

4:12 – May 26, 2015 vs. NY Rangers (Miller at 3:02, Sheppard at 3:00, and Brassard at 7:14 of the 3rd period)

4 GOALS FOR

8:34 – April 23, 2011 at Pittsburgh (Gagne at 16:57 and Stamkos at 17:43 of 1st, and Lecavalier at 1:55 and Gagne at 5:31 of the 2nd period)

4 GOALS AGAINST

7:19 – May 26, 2015 vs. NY Rangers (Miller at 3:02, Sheppard at 3:00, Brassard at 7:14, and Nash at 10:21 of the 3rd period)

INDIVIDUAL PLAYOFF RECORDS

SKATERS

GAMES PLAYED

MOST GAMES, SEASON

26 – Accomplished by multiple players

GOALS

MOST GOALS, PERIOD

2 – Multiple Players, Last: Ondrej Palat – May 2, 2018 at Boston (2nd)

MOST GOALS, GAME

3 – Tyler Johnson, May 18, 2015 vs. NY Rangers

MOST GOALS, SERIES

6 – Ruslan Fedotenko (2004 ECF vs. Philadelphia), Nikita Kucherov (2015 ADF vs. Montreal)

MOST GOALS, SEASON

13 – Tyler Johnson (2015)

MOST GOALS, CENTER, SERIES

5 – Vincent Lecavalier (2004 ECSF vs. MTL)
Vincent Lecavalier (2007 ECQF vs. NJ)

MOST GOALS, CENTER, SEASON

13 – Tyler Johnson (2015)

MOST GOALS, LEFT WING, SERIES

6 – Ruslan Fedotenko (2004 ECF vs. Philadelphia)

MOST GOALS, LEFT WING, SEASON

12 – Ruslan Redotenko (2004)

MOST GOALS, RIGHT WING, SERIES

6 – Nikita Kucherov (2015 ADF vs. Montreal)

MOST GOALS, RIGHT WING, SEASON

11 – Nikita Kucherov (2016)

MOST GOALS, DEFENSEMAN, SERIES

2 – Multiple players, last: Jason Garrison (2015)

MOST GOALS, DEFENSEMAN, SEASON

4 – Victor Hedman (2016)

MOST POWER PLAY GOALS, SERIES

4 – Ruslan Fedotenko (2004 ECF vs. Philadelphia)

MOST POWER PLAY GOALS, SEASON

7 – Brad Richards (2004)

MOST SHORT-HANDED GOALS, SERIES

1 – Multiple Players, most recently Ondrej Palat (2014 ECQF)

MOST SHORT-HANDED GOALS, SEASON

2 – Multiple players, last: Brian Boyle, Tyler Johnson, and Cedric Paquette (2015)

MOST GAME WINNING GOALS, SERIES

3 (2x, Last: Nikita Kucherov 2018)

MOST GAME WINNING GOALS, SEASON

7 – Brad Richards (2004)

MOST OVERTIME GOALS, SERIES

1 – Multiple Players, Last: Dan Girardi (May 4, 2018 at Boston)

MOST OVERTIME GOALS, SEASON

2 – Martin St. Louis (2004), Nikita Kucherov (2015)

ASSISTS

MOST ASSISTS, PERIOD

2 – Multiple Players, Last: Nikita Kucherov, April 14 vs. New Jersey Devils (2nd)

MOST ASSISTS, GAME

Multiple Players, Last: Brayden Point (April 30, 2018 vs. Boston)

MOST ASSISTS, SERIES

6 – Multiple Players, Last: Victor Hedman (2018 vs. Boston)

MOST ASSISTS, SEASON

15 – Martin St. Louis (2004)

MOST ASSISTS, CENTER, SERIES

6 – Vincent Lecavalier (2011 ECF vs. Boston)

MOST ASSISTS, CENTER, SEASON

14 – Brad Richards (2004)

MOST ASSISTS, LEFT WING, SERIES

5 – Multiple Players, most recently Simon Gagne (2011 ECQF vs. Pittsburgh)

MOST ASSISTS, LEFT WING, SEASON

13 – Dave Andreychuk (2004)

MOST ASSISTS, RIGHT WING, SERIES

6 – Multiple Players, most recently Teddy Purcell (2011 ECSF vs. Washington)

MOST ASSISTS, RIGHT WING, SEASON

15 – Martin St. Louis (2004)

MOST ASSISTS, DEFENSEMAN, SERIES

6 – Victor Hedman (2018 vs. Boston)

MOST ASSISTS, DEFENSEMAN, SEASON

13 – Victor Hedman (2015)

POINTS

MOST POINTS, PERIOD

2 – Multiple Players, Last: Nikita Kucherov (May 15, 2018 at Washington, 2nd)

MOST POINTS, GAME

4 – Vincent Lecavalier, May 17, 2011 at Boston (1g-3a-4p)

MOST POINTS, SERIES

9 – Multiple players, last: Tyler Johnson (2015 ECF vs. NY Rangers, 4g-5a)

MOST POINTS, SEASON

26 – Brad Richards (2004)

MOST POINTS, CENTER, SERIES

9 – Brad Richards (2004 SCF vs. Calgary, 4g-5a-9p)

MOST POINTS, CENTER, SEASON

9 – Brad Richards (2004 SCF vs. Calgary 4g-5a), Tyler Johnson (2015 ECF vs. NY Rangers, 4g-5a)

MOST POINTS, LEFT WING, SERIES

8 – Fredrik Modin (2004 ECQF vs. New York Islanders, 3-5-8)

MOST POINTS, LEFT WING, SEASON

19 – Fredrik Modin (2004, 8-11-19)

MOST POINTS, RIGHT WING, SERIES

9 – Martin St. Louis (2003 ECQF vs. Washington, 5g-4a-9p)

MOST POINTS, RIGHT WING, SEASON

24 – Martin St. Louis (2004, 9g-15a-24p)

MOST POINTS, DEFENSEMAN, SERIES

6 – Paul Ranger (2006 ECQF vs. Ottawa, 2g-4a-6p)

MOST POINTS, DEFENSEMAN, SEASON

14 – Victor Hedman (2016, 4g-10a)

SHOTS

MOST SHOTS, GAME

8 – Multiple Players, most recently Martin St. Louis, May 1, 2011 at Washington

MOST SHOTS, SERIES

30 – Vincent Lecavalier, 2007 ECQF vs. New Jersey

MOST SHOTS, SEASON

88 – Brad Richards (2004)

PENALTIES

MOST PENALTY MINUTES, PERIOD

24 – Chris Dingman, May 27, 2004 vs. Calgary (3rd Period)

MOST PENALTY MINUTES, GAME

24 – Chris Dingman, May 27, 2004 vs. Calgary

MOST PENALTY MINUTES, SERIES

34 – Pavel Kubina (2004 ECF vs. Philadelphia)

MOST PENALTY MINUTES, SEASON

63 – Chris Dingman (2004)

GOALTENDERS

MOST GAMES, SERIES

7 – Multiple Players, Last: Andrei Vasilevskiy (2018 ECF vs. Washington)

MOST GAMES, SEASON

25 – Ben Bishop (2015)

MOST MINUTES PLAYED, SERIES

455 – Nikolai Khabibulin vs. Calgary (2004 SCF)

MOST MINUTES PLAYED, SEASON

1459 – Ben Bishop (2015)

MOST CONSECUTIVE STARTS, SERIES

7 – Multiple Players, Last: Andrei Vasilevskiy (2018 ECF vs. Washington)

MOST CONSECUTIVE STARTS, SEASON

23 – Two times, last: Ben Bishop (2015)

MOST WINS, SERIES

4, Multiple Players, Last: Andrei Vasilevskiy (2018 vs. Boston)

MOST WINS, SEASON

16 – Nikolai Khabibulin (2004)

LONGEST SHUTOUT STREAK, GAME

97:45 – John Grahame, May 2, 2003 at New Jersey (Goals at 13:27 of 1st period and 11:12 of 3rd Overtime)

LONGEST SHUTOUT STREAK, SERIES

147:05 – Nikolai Khabibulin, April 10, 2004 – April 16, 2004 vs. New York Islanders (Goal at 3:36 of 3rd period on April 10 and goal at 10:41 of the 1st period on April 16)

LONGEST SHUTOUT STREAK, SEASON

147:05 – Nikolai Khabibulin, April 10, 2004 – April 16, 2004 vs. New York Islanders (Goal at 3:36 of 3rd period on April 10 and goal at 10:41 of the 1st period on April 16)

LOWEST GOALS AGAINST AVERAGE, SERIES (MINIMUM 60 MINUTES)

0.79 – Nikolai Khabibulin (2004 vs. NYI)

LOWEST GOALS AGAINST AVERAGE, SEASON (MINIMUM 240 MINUTES)

1.71 – Nikolai Khabibulin (2004)

PLUS/MINUS

HIGHEST PLUS/MINUS RATING, GAME

+4 – Simon Gagne, May 21, 2011 vs. Boston

HIGHEST PLUS/MINUS RATING, SERIES

6 – Multiple players, last: Victor Hedman (2015 ADS vs. Detroit)

HIGHEST PLUS/MINUS RATING, SEASON

13 – Nikita Kucherov (2016)

MOST GOALS AGAINST, PERIOD

5 – Dwayne Roloson, May 17, 2011 at Boston (2nd Period)

MOST GOALS AGAINST, GAME

6 – 2x, Last: Andrei Vasilevskiy (May 13, 2018 vs. Washington)

MOST GOALS AGAINST, SERIES

19 – Ben Bishop (2015 ECF vs. NY Rangers)

MOST GOALS AGAINST, SEASON

53 – Ben Bishop (2015)

MOST SHOTS AGAINST, PERIOD

20 – Andrei Vasilevskiy (April 16, 2018 at New Jersey, 3rd)

MOST SHOTS AGAINST, GAME

61 – Nikolai Khabibulin, April 20, 2003 at Washington

MOST SHOTS AGAINST, SERIES

256 – Dwayne Roloson vs. Pittsburgh (2011 ECQF)

MOST SHOTS AGAINST, SEASON

669 – Ben Bishop (2015)

MOST SAVES, PERIOD

18 – 2x, Last: Andrei Vasilevskiy (April 14, 2018 vs. New Jersey, 3rd)

MOST SAVES, GAME

60 – Nikolai Khabibulin, April 20, 2003 at Washington

MOST SAVES, SERIES

243 – Dwayne Roloson, 2011 ECQF vs. Washington

MOST SAVES, SEASON

616 – Ben Bishop (2015)

HIGHEST SAVE PERCENTAGE, SERIES (MINIMUM 60 MINUTES)

.972 – Nikolai Khabibulin vs. New York Islanders (2004 ECQF)

HIGHEST SAVE PERCENTAGE, SEASON (MINIMUM 240 MINUTES)

.933 – Nikolai Khabibulin (2004)



TAMPA BAY LIGHTNING

MEDIA GUIDE
2018-19